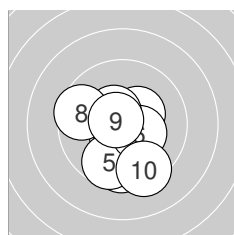
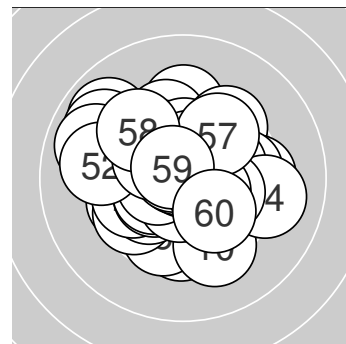


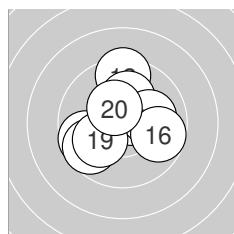
Ergebnis: **601.9** (576)
 Serien: 101.2 100.2 101.3 100.9 99.2 99.1
 Zähler: 38 20 2 0 0 0 0 0 0 0
 Innenezehner: 27
 Weitester: 512 (36.), 503 (48.), 496 (42.)
 beste Teiler: 13.6 (40.), 39.6 (46.), 63.8 (9.)
 Trefferlage: 0.05 mm links, 0.19 mm hoch
 Streuwert: 1.85, horizontal: 2.08, vertikal: 1.60



Serie 1: 101.2 (96)

10.6* ↖	10.4* ↓	10.4* ↗	9.6 ↓	9.7 ↓
10.3* ↘	10.5* ↘	9.6 ↖	10.7* ↖	9.4 ↓

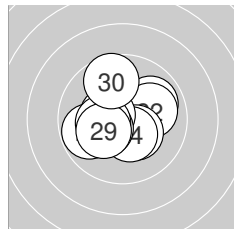
beste Teiler: 63.8 (9.), 91.2 (1.), 116.2 (7.)
 Trefferlage: 0.20 mm links, 0.97 mm tief
 Streuwert: 1.64, horizontal: 1.46, vertikal: 1.81



Serie 2: 100.2 (96)

10.5* ↖	9.4 ↑	10.6* ↗	10.1 ↑	10.1 →
9.7 ↘	9.7 ↖	9.7 ↖	10.0 ↖	10.4* ↖

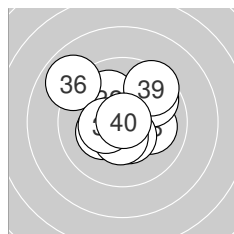
beste Teiler: 84.0 (13.), 111.0 (11.), 141.3 (20.)
 Trefferlage: 0.22 mm links, 0.37 mm hoch
 Streuwert: 1.85, horizontal: 1.91, vertikal: 1.78



Serie 3: 101.3 (97)

9.9 ↗	10.0 →	10.3* ↘	10.4* ↓	10.4* ↖
9.8 ↖	10.3* ↖	10.3* ↖	10.2* ↖	9.7 ↑

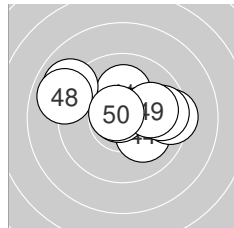
beste Teiler: 126.9 (25.), 135.5 (24.), 152.0 (23.)
 Trefferlage: 0.32 mm links, 0.00 mm
 Streuwert: 1.56, horizontal: 1.73, vertikal: 1.37



Serie 4: 100.9 (96)

10.3* ↖	10.0 ↘	10.1 →	9.8 ↗	10.5* ↓
8.9 ↘	10.5* ↓	10.4* ↖	9.5 ↗	10.9* ↗

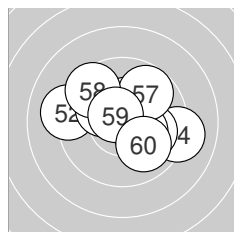
beste Teiler: 13.6 (40.), 123.1 (37.), 123.9 (35.)
 Trefferlage: 0.08 mm links, 0.60 mm hoch
 Streuwert: 1.86, horizontal: 2.04, vertikal: 1.66



Serie 5: 99.2 (95)

10.1 ↑	9.0 ↘	10.5* →	10.1 ↘	9.4 →
10.8* ↘	9.7 →	8.9 ↖	10.0 →	10.7* ↖

beste Teiler: 39.6 (46.), 65.4 (50.), 114.7 (43.)
 Trefferlage: 0.24 mm rechts, 0.71 mm hoch
 Streuwert: 2.18, horizontal: 2.87, vertikal: 1.14



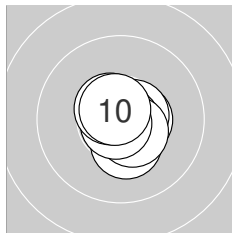
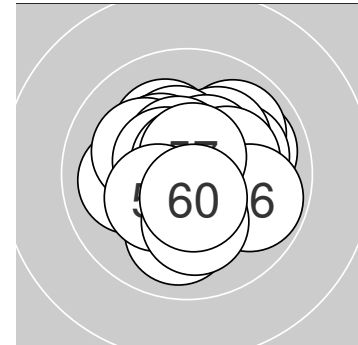
Serie 6: 99.1 (96)

10.4* ↑	9.2 ↖	10.2* ↘	9.1 →	10.0 →
10.3* ↘	9.8 ↗	9.5 ↘	10.6* ↖	10.0 ↘

beste Teiler: 82.0 (59.), 145.0 (51.), 160.1 (56.)
 Trefferlage: 0.29 mm rechts, 0.44 mm hoch
 Streuwert: 2.11, horizontal: 2.59, vertikal: 1.47



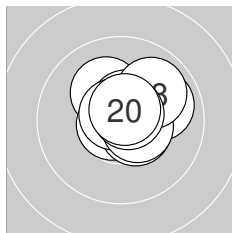
Ergebnis: **627.7** (597)
 Serien: 106.1 104.4 104.7 103.6^{OF} 105.0 103.9
 Zähler: 57 3 0 0 0 0 0 0 0 0
 Innenezehner: 54
 Weitestе: 280 (56.), 255 (15.), 255 (18.)
 beste Teiler: 33.9 (6.), 38.9 (8.), 39.4 (41.)
 Trefferlage: 0.27 mm rechts, 0.16 mm hoch
 Streuwert: 0.95, horizontal: 1.02, vertikal: 0.87



Serie 1: 106.1 (100)

10.5* →	10.6* ↘	10.3* ↓	10.6* →	10.7* ↖
10.8* ↘	10.5* ↘	10.8* ↗	10.6* ↖	10.7* ↖

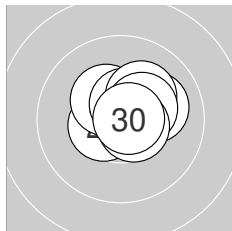
beste Teiler: 33.9 (6.), 38.9 (8.), 59.9 (5.)
 Trefferlage: 0.20 mm rechts, 0.14 mm tief
 Streuwert: 0.64, horizontal: 0.58, vertikal: 0.69



Serie 2: 104.4 (98)

10.2* ↖	10.7* ↗	10.5* ↘	10.6* ↑	9.9 →
10.7* ↖	10.5* ↘	9.9 ↗	10.7* ↗	10.7* ↑

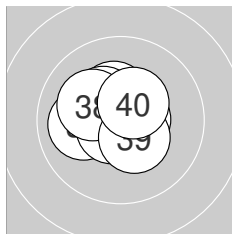
beste Teiler: 52.3 (16.), 59.0 (12.), 62.4 (19.)
 Trefferlage: 0.55 mm rechts, 0.54 mm hoch
 Streuwert: 0.94, horizontal: 1.05, vertikal: 0.82



Serie 3: 104.7 (100)

10.6* ↗	10.6* →	10.5* ↖	10.1 →	10.4* ↖
10.6* ↑	10.2* ↗	10.4* →	10.6* ↘	10.7* →

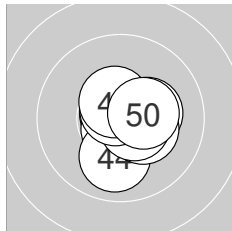
beste Teiler: 51.1 (30.), 93.0 (22.), 93.0 (29.)
 Trefferlage: 0.59 mm rechts, 0.48 mm hoch
 Streuwert: 0.82, horizontal: 0.97, vertikal: 0.65



Serie 4: 103.6 (100)

10.3* ↑	10.0 ←	10.4* ↖	10.6* →	10.3* ↖
10.3* ↖	10.7* ↗	10.2* ↖	10.4* ↘	10.4* ↗

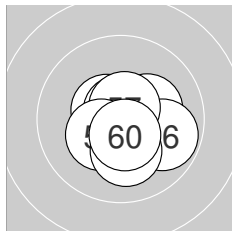
beste Teiler: 73.6 (37.), 90.0 (34.), 133.0 (40.)
 Trefferlage: 0.58 mm links, 0.47 mm hoch
 Streuwert: 1.00, horizontal: 1.13, vertikal: 0.85



Serie 5: 105.0 (100)

10.8* ↖	10.7* ↑	10.7* ↓	10.0 ↓	10.3* →
10.3* ↘	10.6* ↘	10.7* ↖	10.5* ↖	10.4* →


beste Teiler: 39.4 (41.), 60.2 (48.), 68.0 (42.)
 Trefferlage: 0.37 mm rechts, 0.11 mm tief
 Streuwert: 0.92, horizontal: 0.86, vertikal: 0.98



Serie 6: 103.9 (99)

10.6* →	10.5* ↖	10.8* ↑	10.4* →	10.2* →
9.8 →	10.6* ↑	10.3* ↗	10.2* ↓	10.5* ↓

beste Teiler: 50.0 (53.), 76.8 (57.), 94.2 (51.)
 Trefferlage: 0.52 mm rechts, 0.23 mm tief
 Streuwert: 1.06, horizontal: 1.16, vertikal: 0.95



ISSF AR Men

StandNr: 102

Bernardi, Michele #196

Männer

Competition

StartNr: 50

02.12.2023 11:40

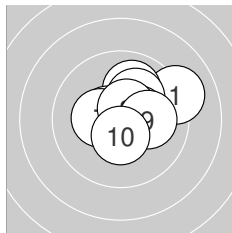
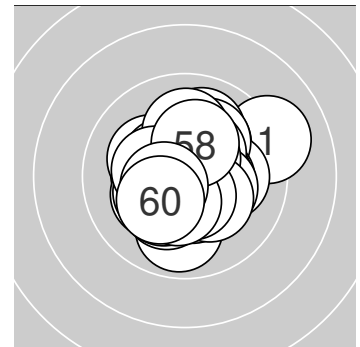
ITA

QF

– Schütze hat sich fürs Finale qualifiziert



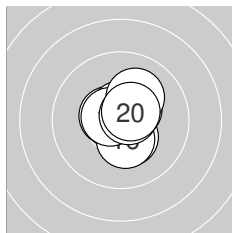
Ergebnis: **625.9** (598)
 Serien: 102.4 105.1 104.3 105.3 105.3 103.5
 Zähler: 58 2 0 0 0 0 0 0 0 0
 Innenezehner: 53
 Weitester: 460 (1.), 266 (21.), 243 (2.)
 beste Teiler: 48.7 (29.), 49.8 (6.), 52.0 (49.)
 Trefferlage: 0.08 mm rechts, 0.06 mm hoch
 Streuwert: 1.05, horizontal: 1.06, vertikal: 1.03



Serie 1: 102.4 (99)

9.1 ↗	10.0 ↑	10.1 ↗	10.4* →	10.5* ←
10.8* ↗	10.3* ←	10.6* ↗	10.1 →	10.5* ↓

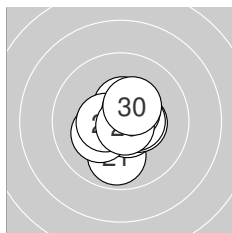
beste Teiler: 49.8 (6.), 95.7 (8.), 104.4 (5.)
 Trefferlage: 0.78 mm rechts, 0.65 mm hoch
 Streuwert: 1.36, horizontal: 1.61, vertikal: 1.05



Serie 2: 105.1 (100)

10.4* ↓	10.6* ←	10.7* ←	10.6* ↑	10.5* ↗
10.4* ↓	10.6* ←	10.1 ↗	10.7* ↗	10.5* ↗

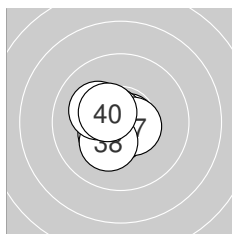
beste Teiler: 57.4 (13.), 70.4 (19.), 77.2 (14.)
 Trefferlage: 0.20 mm rechts, 0.23 mm hoch
 Streuwert: 0.86, horizontal: 0.75, vertikal: 0.96



Serie 3: 104.3 (99)

9.9 ↓	10.6* ↘	10.4* →	10.5* →	10.5* ↑
10.2* ↗	10.5* ←	10.5* ↗	10.8* ↘	10.4* ↗

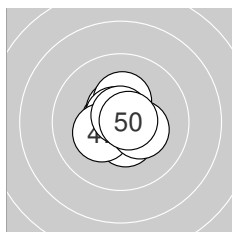
beste Teiler: 48.7 (29.), 76.3 (22.), 108.2 (28.)
 Trefferlage: 0.21 mm rechts, 0.17 mm tief
 Streuwert: 1.05, horizontal: 0.97, vertikal: 1.12



Serie 4: 105.3 (100)

10.7* ↗	10.7* ↗	10.4* ↗	10.7* →	10.7* ↘
10.6* ↓	10.6* ↘	10.2* ↗	10.2* ↘	10.5* ↘

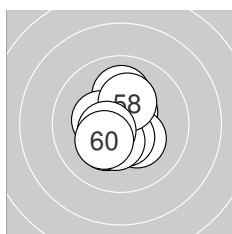
beste Teiler: 52.1 (34.), 57.6 (35.), 60.1 (31.)
 Trefferlage: 0.50 mm links, 0.23 mm tief
 Streuwert: 0.76, horizontal: 0.77, vertikal: 0.75



Serie 5: 105.3 (100)

10.7* ←	10.5* ↖	10.3* ↑	10.7* ↘	10.6* ↘
10.5* ↓	10.3* ↗	10.3* →	10.7* ↑	10.7* →

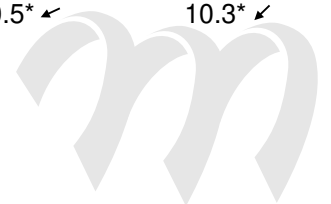
beste Teiler: 52.0 (49.), 61.0 (50.), 66.4 (44.)
 Trefferlage: 0.02 mm rechts, 0.06 mm hoch
 Streuwert: 0.85, horizontal: 0.84, vertikal: 0.86



Serie 6: 103.5 (100)

10.5* ↗	10.3* ↘	10.5* ↓	10.1 ↑	10.3* ↗
10.3* ←	10.4* ↓	10.3* ↑	10.5* ↗	10.3* ↗

beste Teiler: 107.3 (51.), 107.5 (53.), 118.1 (59.)
 Trefferlage: 0.25 mm links, 0.13 mm tief
 Streuwert: 1.16, horizontal: 0.95, vertikal: 1.33



ISSF AR Men

StandNr: 103

Mathis, Thomas #81

Männer
Competition

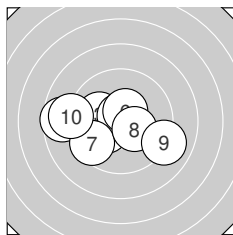
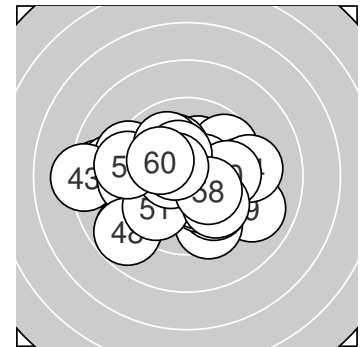
StartNr: 51
02.12.2023 11:48
AUT

QF

– Schütze hat sich fürs Finale qualifiziert



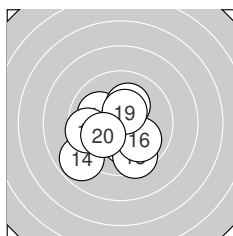
Ergebnis: **599.3** (573)
 Serien: 97.9 99.5 102.9 99.8 98.1 101.1
 Zähler: 37 19 4 0 0 0 0 0 0 0
 Innenezehner: 27
 Weitesten: 686 (43.), 583 (5.), 542 (48.)
 beste Teiler: 21.0 (26.), 56.0 (4.), 66.4 (27.)
 Trefferlage: 0.91 mm links, 0.26 mm tief
 Streuwert: 1.88, horizontal: 2.29, vertikal: 1.34



Serie 1: 97.9 (94)

9.9 ↙	10.3* ↙	10.1 ↖	10.7* ↑	8.6 ←
10.5* ↑	9.5 ↙	10.3* ↘	9.0 ↘	9.0 ←

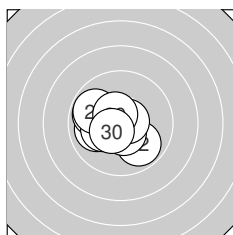
beste Teiler: 56.0 (4.), 112.3 (6.), 159.3 (8.)
 Trefferlage: 1.35 mm links, 0.42 mm tief
 Streuwert: 2.29, horizontal: 3.02, vertikal: 1.18



Serie 2: 99.5 (96)

10.0 ↖	10.5* ↘	10.2* ↓	8.9 ↙	9.5 ↓
10.0 ↘	10.2* ↑	9.6 ←	10.5* ↑	10.1 ↙

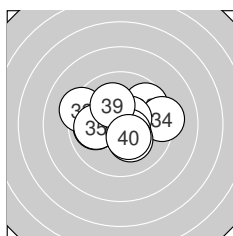
beste Teiler: 104.8 (12.), 120.8 (19.), 191.0 (17.)
 Trefferlage: 0.55 mm links, 0.91 mm tief
 Streuwert: 1.91, horizontal: 2.04, vertikal: 1.78



Serie 3: 102.9 (97)

10.0 ←	9.9 ↘	9.9 ↖	10.2* ←	10.5* ↓
10.9* ↗	10.7* →	9.8 ↖	10.5* ↘	10.5* ↙

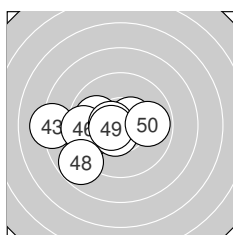
beste Teiler: 21.0 (26.), 66.4 (27.), 103.2 (29.)
 Trefferlage: 0.77 mm links, 0.17 mm tief
 Streuwert: 1.29, horizontal: 1.52, vertikal: 1.01



Serie 4: 99.8 (96)

9.9 ←	9.3 ↖	9.7 ↗	9.3 →	10.0 ←
10.5* ↗	10.5* ↘	10.2* ↘	10.1 ↖	10.3* ↘

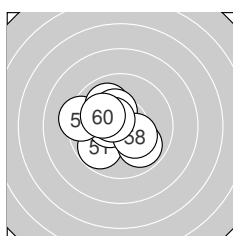
beste Teiler: 104.0 (36.), 106.8 (37.), 151.7 (40.)
 Trefferlage: 0.04 mm rechts, 0.21 mm hoch
 Streuwert: 1.95, horizontal: 2.46, vertikal: 1.25



Serie 5: 98.1 (93)

9.5 ←	10.5* ↗	8.2 ←	10.5* ↙	10.0 ←
9.5 ←	10.6* ←	8.8 ↙	10.6* ←	9.9 →

beste Teiler: 97.8 (47.), 98.0 (49.), 101.8 (44.)
 Trefferlage: 1.90 mm links, 0.49 mm tief
 Streuwert: 2.14, horizontal: 2.75, vertikal: 1.27



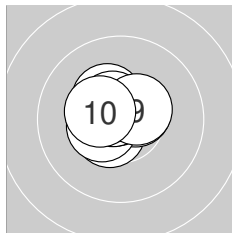
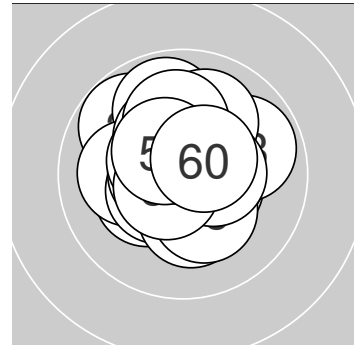
Serie 6: 101.1 (97)

9.8 ↙	10.5* ←	10.4* ↖	9.3 ←	10.0 ↖
9.9 ↘	10.3* ↑	10.3* ↘	10.5* ↖	10.1 ↖

beste Teiler: 103.8 (59.), 108.3 (52.), 139.6 (53.)
 Trefferlage: 0.93 mm links, 0.20 mm hoch
 Streuwert: 1.54, horizontal: 1.67, vertikal: 1.39



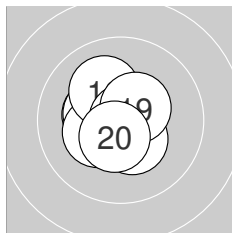
Ergebnis: **627.4** (597)
 Serien: 105.4 104.6 105.5 103.5 105.1 103.3
 Zähler: 57 3 0 0 0 0 0 0 0 0
 Innenezehner: 52
 Weitester: 293 (32.), 275 (35.), 274 (53.)
 beste Teiler: 26.6 (17.), 31.2 (45.), 50.9 (27.)
 Trefferlage: 0.16 mm links, 0.32 mm hoch
 Streuwert: 0.95, horizontal: 0.95, vertikal: 0.95



Serie 1: 105.4 (100)

10.7* ↗	10.5* ↙	10.5* ↗	10.5* ↖	10.7* ↖
10.3* ↘	10.7* ↘	10.6* ↘	10.5* ↗	10.4* ↖

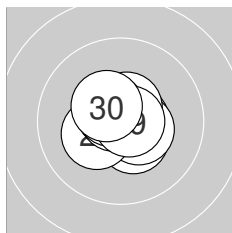
beste Teiler: 63.1 (5.), 70.7 (7.), 74.3 (1.)
 Trefferlage: 0.27 mm links, 0.39 mm hoch
 Streuwert: 0.72, horizontal: 0.83, vertikal: 0.59



Serie 2: 104.6 (100)

10.6* ↑	10.4* ↖	10.6* ↘	10.4* ↖	10.3* ↖
10.1 ↘	10.8* →	10.4* ↘	10.5* ↗	10.5* ↙

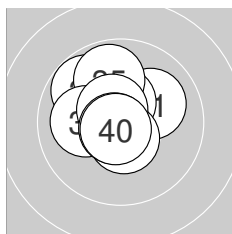
beste Teiler: 26.6 (17.), 80.0 (13.), 96.0 (11.)
 Trefferlage: 0.44 mm links, 0.17 mm hoch
 Streuwert: 0.92, horizontal: 0.90, vertikal: 0.94



Serie 3: 105.5 (100)

10.4* ↘	10.6* →	10.5* ↘	10.3* ↖	10.6* ↘
10.6* ↗	10.8* ↘	10.6* ↘	10.7* →	10.4* ↖

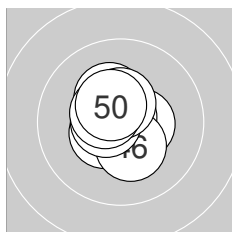
beste Teiler: 50.9 (27.), 54.0 (29.), 83.0 (22.)
 Trefferlage: 0.02 mm links, 0.10 mm hoch
 Streuwert: 0.80, horizontal: 0.88, vertikal: 0.70



Serie 4: 103.5 (98)

10.1 ↗	9.8 ↘	10.5* ↑	10.6* ↘	9.9 ↑
10.5* ↘	10.1 ←	10.6* ↘	10.7* ↗	10.7* ↙

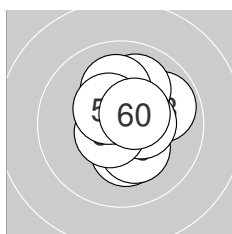
beste Teiler: 53.8 (40.), 56.5 (39.), 80.6 (34.)
 Trefferlage: 0.47 mm links, 0.66 mm hoch
 Streuwert: 1.16, horizontal: 1.16, vertikal: 1.15



Serie 5: 105.1 (100)

10.5* ↖	10.6* ↘	10.5* →	10.3* ↖	10.8* ↑
10.3* ↘	10.6* ←	10.5* ↑	10.5* ↖	10.5* ↙


beste Teiler: 31.2 (45.), 76.6 (42.), 92.0 (47.)
 Trefferlage: 0.29 mm links, 0.28 mm hoch
 Streuwert: 0.83, horizontal: 0.74, vertikal: 0.90



Serie 6: 103.3 (99)

10.7* ↘	10.3* ↘	9.9 →	10.0 ↑	10.3* ↘
10.4* →	10.6* ↖	10.1 ↑	10.5* ↖	10.5* ↗

beste Teiler: 53.7 (51.), 85.0 (57.), 109.4 (60.)
 Trefferlage: 0.54 mm rechts, 0.29 mm hoch
 Streuwert: 1.18, horizontal: 0.99, vertikal: 1.35



ISSF AR Men

StandNr: 105

Armiraglio, Riccardo #192

Männer

Competition

StartNr: 53

02.12.2023 12:04

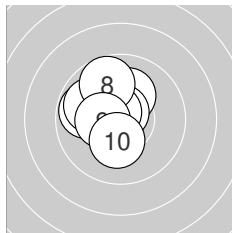
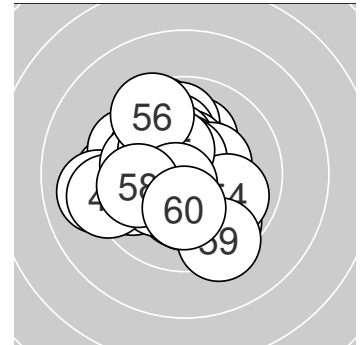
ITA

QF

– Schütze hat sich fürs Finale qualifiziert



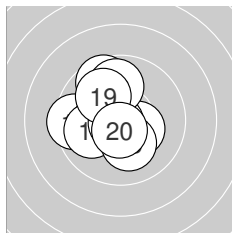
Ergebnis: **610.1** (582)
 Serien: 102.7 101.3 101.2 101.6 102.1 101.2
 Zähler: 42 18 0 0 0 0 0 0 0 0
 Innenzehner: 36
 Weitestе: 475 (33.), 429 (47.), 396 (59.)
 beste Teiler: 43.0 (17.), 44.0 (41.), 57.2 (6.)
 Trefferlage: 0.88 mm links, 0.12 mm hoch
 Streuwert: 1.45, horizontal: 1.50, vertikal: 1.40



Serie 1: 102.7 (97)

10.6* ↙	10.2* ↑	10.5* ↘	9.8 ←	9.9 ↘
10.7* ↑	10.6* ↘	9.7 ↗	10.4* ←	10.3* ↓

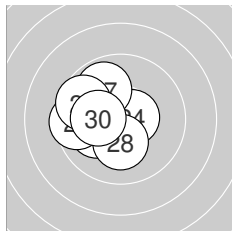
beste Teiler: 57.2 (6.), 79.2 (7.), 99.4 (1.)
 Trefferlage: 0.94 mm links, 0.57 mm hoch
 Streuwert: 1.16, horizontal: 1.03, vertikal: 1.28



Serie 2: 101.3 (97)

9.6 ↘	9.5 ←	10.3* ←	10.4* ↘	10.0 ←
10.2* ↓	10.8* ↙	9.9 ↑	10.0 ↘	10.6* ↓

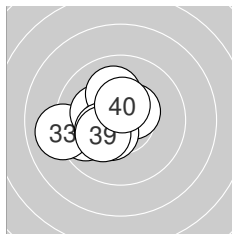
beste Teiler: 43.0 (17.), 81.4 (20.), 150.2 (14.)
 Trefferlage: 0.94 mm links, 0.28 mm hoch
 Streuwert: 1.57, horizontal: 1.48, vertikal: 1.66



Serie 3: 101.2 (96)

10.7* ↘	10.5* ↓	9.9 ↘	10.6* →	10.1 ←
9.5 ←	9.9 ↘	10.2* ↓	9.6 ↘	10.2* ←

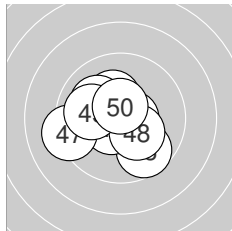
beste Teiler: 62.2 (21.), 91.0 (24.), 108.7 (22.)
 Trefferlage: 1.39 mm links, 0.12 mm hoch
 Streuwert: 1.32, horizontal: 1.41, vertikal: 1.22



Serie 4: 101.6 (98)

10.5* ↗	9.8 ←	9.1 ←	10.5* ←	10.4* ↙
10.2* ←	10.1 ↑	10.3* ↙	10.2* ↙	10.5* ↑

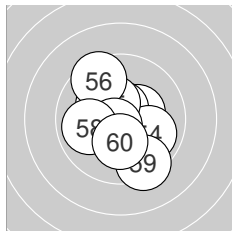
beste Teiler: 109.6 (34.), 119.6 (31.), 122.8 (40.)
 Trefferlage: 1.35 mm links, 0.00 mm
 Streuwert: 1.37, horizontal: 1.56, vertikal: 1.15



Serie 5: 102.1 (98)

10.8* ↓	10.6* →	9.7 ↘	10.3* ↗	10.1 ↘
10.5* ↙	9.2 ←	10.3* ↘	10.0 ←	10.6* ↑

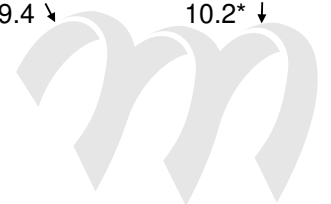
beste Teiler: 44.0 (41.), 85.0 (42.), 96.0 (50.)
 Trefferlage: 0.55 mm links, 0.17 mm tief
 Streuwert: 1.58, horizontal: 1.82, vertikal: 1.29



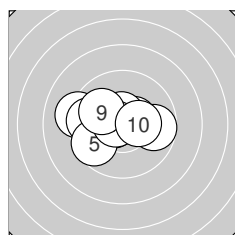
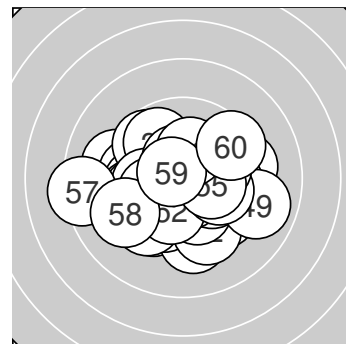
Serie 6: 101.2 (96)

10.4* →	10.6* ↑	10.2* ↘	9.9 ↘	10.4* ↘
9.5 ↘	10.7* ↙	9.9 ←	9.4 ↓	10.2* ↓

beste Teiler: 75.0 (57.), 82.0 (52.), 145.3 (55.)
 Trefferlage: 0.13 mm links, 0.05 mm tief
 Streuwert: 1.74, horizontal: 1.57, vertikal: 1.89

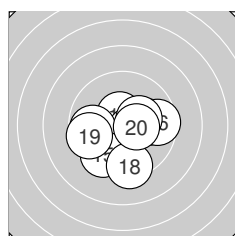


Ergebnis: **598.0** (570)
 Serien: 100.9 99.7 101.3 98.8 98.8 98.5
 Zähler: 32 26 2 0 0 0 0 0 0 0
 Innenezehner: 21
 Weitestе: 660 (57.), 503 (49.), 443 (1.)
 beste Teiler: 57.9 (30.), 68.0 (7.), 68.0 (22.)
 Trefferlage: 0.06 mm rechts, 0.36 mm tief
 Streuwert: 1.93, horizontal: 2.34, vertikal: 1.41



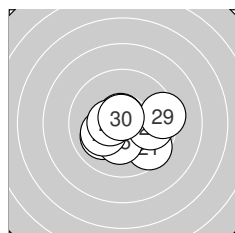
Serie 1: 100.9 (96)

9.2 ← 10.5* → 10.6* ← 9.7 ← 9.6 ↙
 10.6* ↑ 10.7* ← 9.7 → 10.0 ↘ 10.3* →
 beste Teiler: 68.0 (7.), 88.2 (3.), 92.6 (6.)
 Trefferlage: 0.83 mm links, 0.17 mm hoch
 Streuwert: 1.74, horizontal: 2.31, vertikal: 0.86



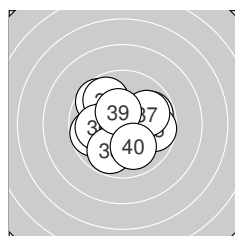
Serie 2: 99.7 (94)

9.9 → 10.5* ↑ 10.6* ↘ 9.8 ← 9.6 ↙
 9.6 → 10.3* → 9.4 ↓ 9.6 ← 10.4* →
 beste Teiler: 90.4 (13.), 104.8 (12.), 135.9 (20.)
 Trefferlage: 0.20 mm rechts, 0.65 mm tief
 Streuwert: 1.94, horizontal: 2.25, vertikal: 1.57



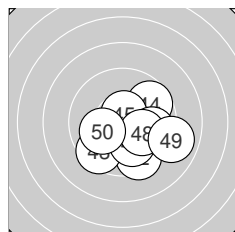
Serie 3: 101.3 (97)

9.6 ↘ 10.7* ↑ 10.2* ↙ 10.0 ← 10.2* ↓
 9.9 → 10.1 ↙ 10.5* ← 9.4 → 10.7* ↑
 beste Teiler: 57.9 (30.), 68.0 (22.), 123.0 (28.)
 Trefferlage: 0.22 mm rechts, 0.58 mm tief
 Streuwert: 1.66, horizontal: 2.09, vertikal: 1.07



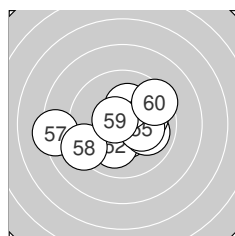
Serie 4: 98.8 (93)

9.7 ← 9.7 ↘ 9.8 → 9.8 ↘ 9.7 →
 10.0 ← 9.9 → 9.8 ↙ 10.4* ↑ 10.0 ↓
 beste Teiler: 128.0 (39.), 239.7 (40.), 240.1 (36.)
 Trefferlage: 0.18 mm links, 0.13 mm hoch
 Streuwert: 2.00, horizontal: 2.27, vertikal: 1.69



Serie 5: 98.8 (94)

10.6* ↘ 9.5 ↓ 9.5 ↙ 9.7 → 10.6* ↑
 10.0 ↓ 9.8 → 10.1 ↘ 8.9 → 10.1 ←
 beste Teiler: 80.4 (41.), 82.0 (45.), 215.6 (48.)
 Trefferlage: 1.11 mm rechts, 1.05 mm tief
 Streuwert: 1.88, horizontal: 2.15, vertikal: 1.55

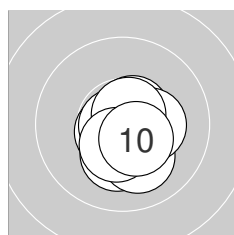
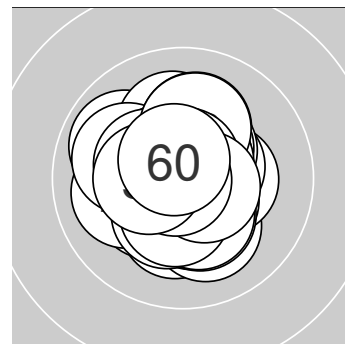


Serie 6: 98.5 (96)

10.5* ↓ 10.1 ↓ 10.0 → 10.0 → 10.2* →
 10.2* ↑ 8.3 ← 9.2 ↙ 10.6* ↘ 9.4 ↗
 beste Teiler: 84.5 (59.), 112.9 (51.), 177.3 (56.)
 Trefferlage: 0.14 mm links, 0.24 mm tief
 Streuwert: 2.37, horizontal: 3.02, vertikal: 1.46



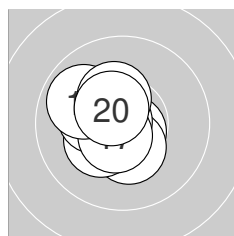
Ergebnis: **628.9** (599)
 Serien: 104.7 104.4 103.8 105.3 105.2 105.5
 Zähler: 59 1 0 0 0 0 0 0 0 0
 Innenzehner: 53
 Weitester: 267 (18.), 235 (28.), 232 (23.)
 beste Teiler: 30.0 (58.), 39.4 (54.), 41.7 (6.)
 Trefferlage: 0.17 mm links, 0.00 mm
 Streuwert: 0.91, horizontal: 0.83, vertikal: 0.97



Serie 1: 104.7 (100)

10.6* ↙	10.5* ↓	10.2* ↓	10.6* ↗	10.1 ↓
10.8* ←	10.3* →	10.7* ↗	10.4* ↓	10.5* ↘

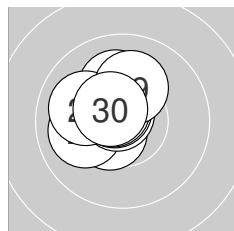
beste Teiler: 41.7 (6.), 68.2 (8.), 80.4 (1.)
 Trefferlage: 0.25 mm rechts, 0.63 mm tief
 Streuwert: 0.83, horizontal: 0.73, vertikal: 0.92



Serie 2: 104.4 (99)

10.7* ↘	10.6* ↗	10.4* ↓	10.3* ↙	10.3* ←
10.8* ←	10.6* ↗	9.9 ↖	10.3* ↖	10.5* ↖

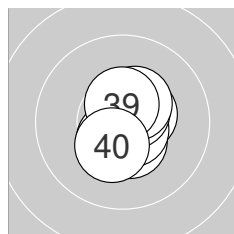
beste Teiler: 46.8 (16.), 65.0 (11.), 87.4 (17.)
 Trefferlage: 0.74 mm links, 0.01 mm tief
 Streuwert: 0.93, horizontal: 0.85, vertikal: 1.00



Serie 3: 103.8 (100)

10.1 ↑	10.5* ↗	10.0 ←	10.7* ↖	10.7* ↖
10.6* ↖	10.6* ↖	10.0 ↖	10.1 ↑	10.5* ↖

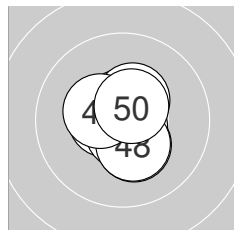
beste Teiler: 55.0 (25.), 63.8 (24.), 80.0 (26.)
 Trefferlage: 0.76 mm links, 0.66 mm hoch
 Streuwert: 0.87, horizontal: 0.85, vertikal: 0.89



Serie 4: 105.3 (100)

10.6* ↘	10.5* ↗	10.7* ↗	10.5* ↓	10.5* ↗
10.7* ↘	10.6* ↗	10.4* ↗	10.5* ↑	10.3* ↗

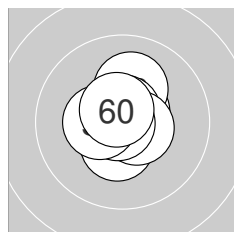
beste Teiler: 59.4 (33.), 70.2 (36.), 86.3 (31.)
 Trefferlage: 0.29 mm rechts, 0.10 mm tief
 Streuwert: 0.78, horizontal: 0.54, vertikal: 0.96



Serie 5: 105.2 (100)

10.6* ↑	10.3* ↓	10.5* ←	10.7* ↘	10.7* ↓
10.7* ↘	10.4* ↗	10.3* ↓	10.4* ↖	10.6* ↗


beste Teiler: 60.8 (44.), 60.9 (46.), 71.0 (45.)
 Trefferlage: 0.09 mm rechts, 0.10 mm tief
 Streuwert: 0.84, horizontal: 0.72, vertikal: 0.95



Serie 6: 105.5 (100)

10.5* ←	10.6* ↗	10.1 ↑	10.8* ←	10.7* ↑
10.4* ↓	10.6* ↘	10.8* ←	10.4* ←	10.6* ↖

beste Teiler: 30.0 (58.), 39.4 (54.), 59.3 (55.)
 Trefferlage: 0.18 mm links, 0.21 mm hoch
 Streuwert: 0.79, horizontal: 0.71, vertikal: 0.85



ISSF AR Men

StandNr: 108

Strepfl, Martin #79

Männer

Competition

StartNr: 56

02.12.2023 12:02

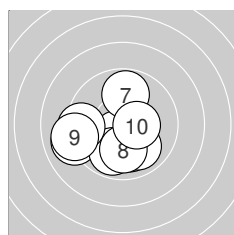
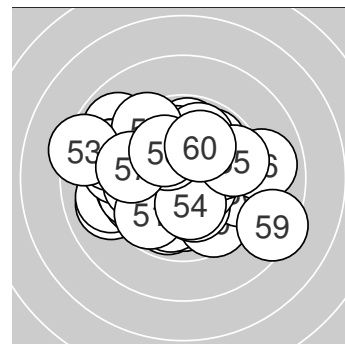
AUT

QF

- Schütze hat sich fürs Finale qualifiziert



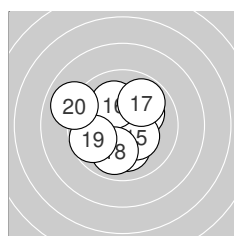
Ergebnis: **590.9** (564)
 Serien: 98.0 99.8 98.5 99.8 99.1 95.7
 Zähler: 28 28 4 0 0 0 0 0 0 0
 Innenezehner: 16
 Weitestе: 647 (53.), 637 (59.), 516 (25.)
 beste Teiler: 59.0 (50.), 60.5 (28.), 63.8 (45.)
 Trefferlage: 0.68 mm links, 0.18 mm hoch
 Streuwert: 2.12, horizontal: 2.51, vertikal: 1.65



Serie 1: 98.0 (94)

10.5* ↙	9.0 ←	10.0 ↓	9.9 ↓	9.4 ←
9.9 ↘	9.8 ↑	10.0 ↓	9.1 ←	10.4* →

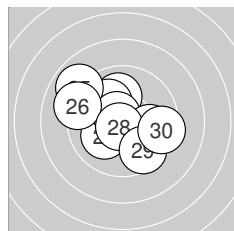
beste Teiler: 108.7 (1.), 133.3 (10.), 236.1 (8.)
 Trefferlage: 1.06 mm links, 1.05 mm tief
 Streuwert: 2.03, horizontal: 2.37, vertikal: 1.61



Serie 2: 99.8 (96)

10.1 ↗	10.4* ↗	10.1 ↓	10.4* ↖	10.3* ↘
10.1 ↖	9.8 ↗	9.9 ↓	9.7 ←	9.0 ←

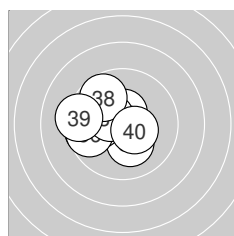
beste Teiler: 140.4 (12.), 150.3 (14.), 162.6 (15.)
 Trefferlage: 0.44 mm links, 0.22 mm hoch
 Streuwert: 1.91, horizontal: 2.05, vertikal: 1.76



Serie 3: 98.5 (94)

10.0 ↑	10.1 ↙	10.1 ↖	10.6* ↖	8.9 ↖
9.2 ↖	9.9 →	10.7* ↙	9.6 ↘	9.4 →

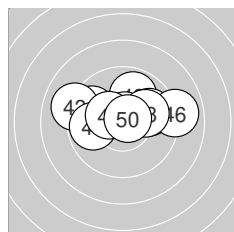
beste Teiler: 60.5 (28.), 77.7 (24.), 217.2 (22.)
 Trefferlage: 0.44 mm links, 0.31 mm hoch
 Streuwert: 2.27, horizontal: 2.62, vertikal: 1.84



Serie 4: 99.8 (95)

10.2* ↓	10.1 ←	9.6 ←	10.5* ↑	9.9 ↖
9.7 ←	10.4* ↖	9.7 ↖	9.3 ←	10.4* ↘

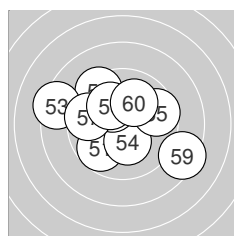
beste Teiler: 106.4 (34.), 126.1 (40.), 131.0 (37.)
 Trefferlage: 1.60 mm links, 0.24 mm hoch
 Streuwert: 1.54, horizontal: 1.77, vertikal: 1.27



Serie 5: 99.1 (93)

9.7 ↖	9.9 ↑	9.1 ↖	9.9 →	10.7* ↑
8.9 →	9.8 ←	10.0 →	10.4* ↖	10.7* ↗

beste Teiler: 59.0 (50.), 63.8 (45.), 143.5 (49.)
 Trefferlage: 0.02 mm links, 0.89 mm hoch
 Streuwert: 2.11, horizontal: 2.89, vertikal: 0.75



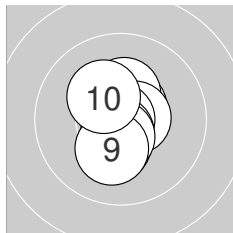
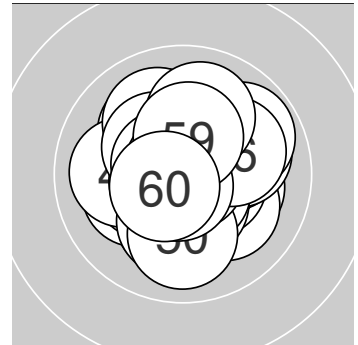
Serie 6: 95.7 (92)

9.7 ↙	9.4 ↖	8.4 ↖	10.3* ↓	9.6 →
10.2* ↖	9.6 ←	10.1 ↖	8.4 ↘	10.0 ↑

beste Teiler: 169.6 (54.), 176.4 (56.), 207.4 (58.)
 Trefferlage: 0.55 mm links, 0.51 mm hoch
 Streuwert: 2.78, horizontal: 3.36, vertikal: 2.05



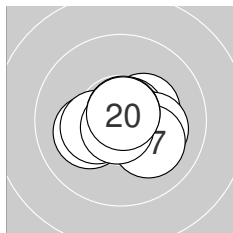
Ergebnis: **625.9** (599)
 Serien: 104.7 104.9 104.8 104.2^{OF} 102.2 105.1
 Zähler: 59 1 0 0 0 0 0 0 0 0
 Innenzehner: 48
 Weitestе: 277 (48.), 244 (50.), 243 (58.)
 beste Teiler: 3.0 (52.), 13.0 (33.), 15.0 (5.)
 Trefferlage: 0.06 mm rechts, 0.19 mm hoch
 Streuwert: 1.03, horizontal: 0.99, vertikal: 1.07



Serie 1: 104.7 (100)

10.4* ↖	10.6* ↗	10.3* ↑	10.6* →	10.9* ←
10.3* ↓	10.6* ↓	10.5* ↓	10.2* ↓	10.3* ↘

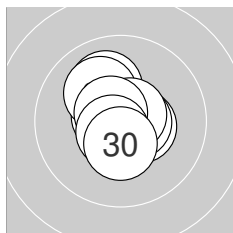
beste Teiler: 15.0 (5.), 84.4 (4.), 84.4 (7.)
 Trefferlage: 0.11 mm links, 0.01 mm tief
 Streuwert: 0.96, horizontal: 0.54, vertikal: 1.25



Serie 2: 104.9 (100)

10.3* ↗	10.1 ←	10.4* ←	10.7* ↗	10.7* →
10.2* →	10.1 ↘	10.8* ↑	10.8* ↓	10.8* ↑

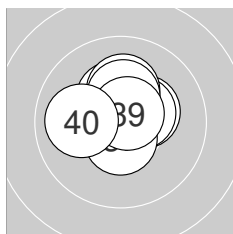
beste Teiler: 43.0 (20.), 47.7 (18.), 47.8 (19.)
 Trefferlage: 0.28 mm rechts, 0.15 mm tief
 Streuwert: 0.98, horizontal: 1.24, vertikal: 0.62



Serie 3: 104.8 (100)

10.5* →	10.6* →	10.6* ↓	10.1 ↖	10.6* ↘
10.1 ↘	10.7* ↗	10.6* ↘	10.6* ↓	10.4* ↓

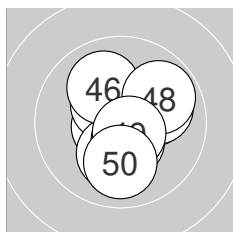
beste Teiler: 69.6 (27.), 78.7 (28.), 81.4 (29.)
 Trefferlage: 0.16 mm links, 0.18 mm hoch
 Streuwert: 0.95, horizontal: 0.81, vertikal: 1.07



Serie 4: 104.2 (100)

10.5* ↖	10.3* ↗	10.9* ←	10.4* ↗	10.3* ↖
10.2* ↑	10.6* ↓	10.3* ↑	10.7* ↗	10.0 ←

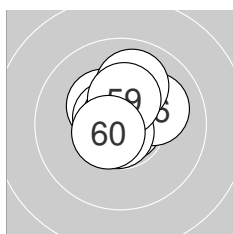
beste Teiler: 13.0 (33.), 67.6 (39.), 99.0 (37.)
 Trefferlage: 0.07 mm links, 0.60 mm hoch
 Streuwert: 0.97, horizontal: 1.07, vertikal: 0.86



Serie 5: 102.2 (99)

10.6* ←	10.4* ↘	10.1 →	10.2* ↓	10.0 →
10.0 ↖	10.5* ↓	9.8 ↗	10.6* ↓	10.0 ↓

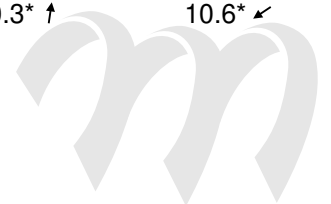
beste Teiler: 81.5 (41.), 84.0 (49.), 125.0 (47.)
 Trefferlage: 0.42 mm rechts, 0.01 mm tief
 Streuwert: 1.41, horizontal: 1.29, vertikal: 1.52



Serie 6: 105.1 (100)

10.3* ↘	10.9* ↓	10.6* ↘	10.8* →	10.8* ↖
10.1 →	10.7* ↓	10.0 ↑	10.3* ↑	10.6* ↗

beste Teiler: 3.0 (52.), 31.2 (54.), 34.1 (55.)
 Trefferlage: 0.03 mm rechts, 0.55 mm hoch
 Streuwert: 0.89, horizontal: 0.86, vertikal: 0.91



ISSF AR Men

StandNr: 110

Mair, Tobias #82

Männer
Competition

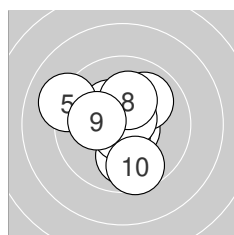
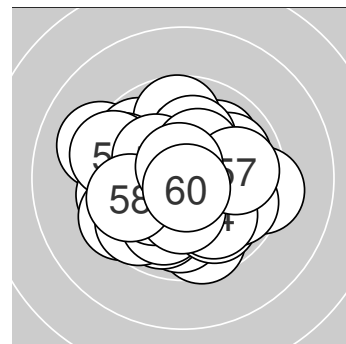
StartNr: 58
02.12.2023 11:49
AUT

QF

- Schütze hat sich fürs Finale qualifiziert



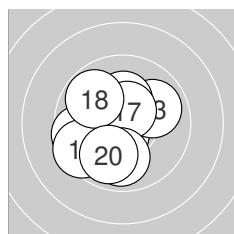
Ergebnis: **607.2** (579)
 Serien: 101.5 100.3 101.8 101.6 98.9 103.1
 Zähler: 39 21 0 0 0 0 0 0 0 0
 Innenzehner: 32
 Weitester: 455 (5.), 403 (41.), 376 (50.)
 beste Teiler: 50.1 (30.), 51.2 (51.), 53.1 (60.)
 Trefferlage: 0.37 mm links, 0.12 mm tief
 Streuwert: 1.60, horizontal: 1.78, vertikal: 1.40



Serie 1: 101.5 (98)

10.7* ↘	10.3* ↖	10.0 ↓	10.7* ↓	9.1 ↖
10.0 ↗	10.7* ↗	10.2* ↑	10.2* ←	9.6 ↓

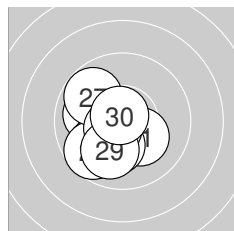
beste Teiler: 58.7 (7.), 63.3 (4.), 74.6 (1.)
 Trefferlage: 0.30 mm links, 0.05 mm hoch
 Streuwert: 1.73, horizontal: 1.71, vertikal: 1.74



Serie 2: 100.3 (94)

10.6* ↓	10.4* ↖	9.9 ↗	9.6 ←	9.5 ↗
10.2* ↑	10.5* ↑	9.8 ↖	9.9 ↓	9.9 ↓

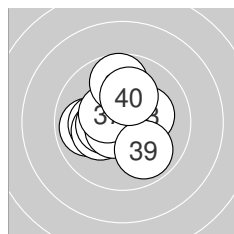
beste Teiler: 92.1 (11.), 104.0 (17.), 139.1 (12.)
 Trefferlage: 0.81 mm links, 0.19 mm tief
 Streuwert: 1.72, horizontal: 1.69, vertikal: 1.75



Serie 3: 101.8 (97)

10.2* ↘	10.0 ←	10.2* ↓	9.8 ↗	10.7* ←
9.7 ↗	9.8 ↖	10.6* ↗	10.0 ↓	10.8* ↖

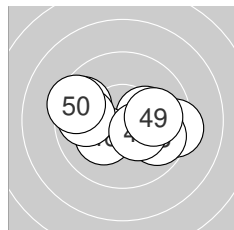
beste Teiler: 50.1 (30.), 55.2 (25.), 93.6 (28.)
 Trefferlage: 1.05 mm links, 0.70 mm tief
 Streuwert: 1.30, horizontal: 1.18, vertikal: 1.41



Serie 4: 101.6 (97)

9.9 ←	10.2* ←	10.2* →	10.2* ←	10.4* ←
10.6* ↗	10.4* ↖	9.7 ↑	9.9 ↘	10.1 ↑

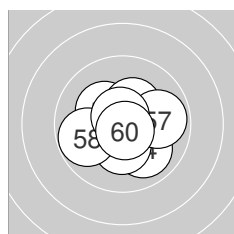
beste Teiler: 84.6 (36.), 132.0 (37.), 138.3 (35.)
 Trefferlage: 0.59 mm links, 0.21 mm hoch
 Streuwert: 1.47, horizontal: 1.48, vertikal: 1.45



Serie 5: 98.9 (95)

9.3 →	10.2* →	9.8 ↘	9.6 ↖	10.2* →
10.2* ↗	9.8 ←	10.4* ↘	10.0 →	9.4 ↖

beste Teiler: 148.0 (48.), 176.7 (45.), 179.0 (42.)
 Trefferlage: 0.28 mm rechts, 0.07 mm tief
 Streuwert: 2.04, horizontal: 2.74, vertikal: 0.88



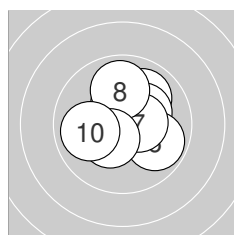
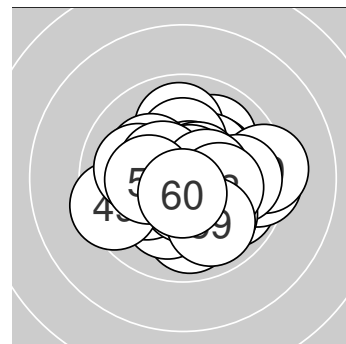
Serie 6: 103.1 (98)

10.7* ↑	10.4* ↗	10.3* ↖	10.0 ↘	10.3* ↗
10.3* ↓	9.9 →	9.8 ←	10.7* ↖	10.7* ↓

beste Teiler: 51.2 (51.), 53.1 (60.), 61.9 (59.)
 Trefferlage: 0.21 mm rechts, 0.04 mm tief
 Streuwert: 1.34, horizontal: 1.52, vertikal: 1.14



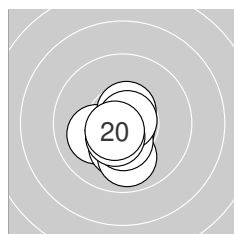
Ergebnis: **619.7** (591)
 Serien: 102.6 104.6 101.7 103.6 104.6 102.6
 Zähler: 51 9 0 0 0 0 0 0 0 0
 Innenzehner: 46
 Weitester: 412 (30.), 376 (21.), 373 (49.)
 beste Teiler: 42.1 (18.), 45.1 (13.), 48.3 (35.)
 Trefferlage: 0.14 mm rechts, 0.12 mm tief
 Streuwert: 1.25, horizontal: 1.40, vertikal: 1.09



Serie 1: 102.6 (97)

10.7* → 10.0 ↗ 10.7* ↘ 10.3* ↗ 10.3* ↑
 9.9 ↘ 10.5* → 9.9 ↑ 10.4* ↙ 9.9 ←

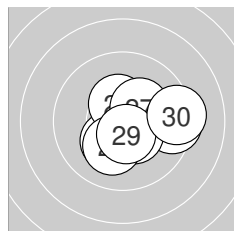
beste Teiler: 57.0 (1.), 65.1 (3.), 120.7 (7.)
 Trefferlage: 0.29 mm rechts, 0.47 mm hoch
 Streuwert: 1.36, horizontal: 1.44, vertikal: 1.29



Serie 2: 104.6 (99)

10.1 ← 10.7* ↙ 10.8* ↓ 10.2* ↓ 9.9 ↓
 10.6* ↑ 10.4* ↓ 10.8* ↗ 10.5* ↙ 10.6* ↙

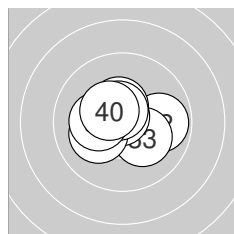
beste Teiler: 42.1 (18.), 45.1 (13.), 59.5 (12.)
 Trefferlage: 0.26 mm links, 0.78 mm tief
 Streuwert: 0.86, horizontal: 0.71, vertikal: 0.99



Serie 3: 101.7 (98)

9.4 → 10.5* ↗ 10.5* ↗ 10.2* ↙ 10.4* ↘
 10.4* ↑ 10.3* ↗ 10.2* ↓ 10.5* ↓ 9.3 ←

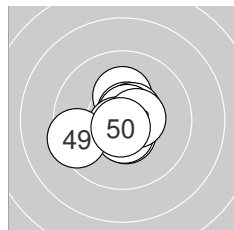
beste Teiler: 101.6 (29.), 112.8 (23.), 115.2 (22.)
 Trefferlage: 0.96 mm rechts, 0.09 mm tief
 Streuwert: 1.47, horizontal: 1.73, vertikal: 1.16



Serie 4: 103.6 (99)

10.4* ↘ 9.8 → 10.2* ↘ 10.6* ↑ 10.8* ↑
 10.1 ← 10.5* ↑ 10.6* ↑ 10.2* ← 10.4* ↘

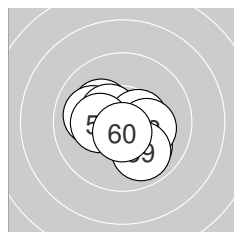
beste Teiler: 48.3 (35.), 80.0 (34.), 92.6 (38.)
 Trefferlage: 0.00 mm, 0.16 mm hoch
 Streuwert: 1.19, horizontal: 1.48, vertikal: 0.80



Serie 5: 104.6 (99)

10.2* ↑ 10.7* ↗ 10.6* ↗ 10.7* ↗ 10.5* ↓
 10.7* ↙ 10.5* ↓ 10.5* → 9.5 ← 10.7* ↓


beste Teiler: 57.0 (44.), 57.0 (50.), 63.8 (46.)
 Trefferlage: 0.12 mm links, 0.08 mm tief
 Streuwert: 1.12, horizontal: 1.25, vertikal: 0.99



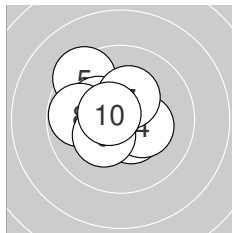
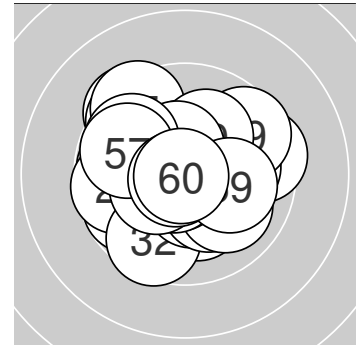
Serie 6: 102.6 (99)

10.2* ↘ 10.0 ← 10.5* ↘ 10.4* ↘ 10.5* →
 10.0 ↘ 10.3* ← 10.2* → 9.9 ↓ 10.6* ↓

beste Teiler: 77.0 (60.), 119.0 (55.), 120.7 (53.)
 Trefferlage: 0.02 mm rechts, 0.40 mm tief
 Streuwert: 1.33, horizontal: 1.55, vertikal: 1.06



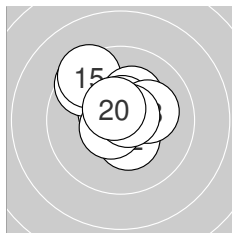
Ergebnis: **619.5** (588)
 Serien: 103.0 102.9 103.2 101.9 104.4 104.1
 Zähler: 48 12 0 0 0 0 0 0 0 0
 Innenezehner: 42
 Weitestе: 387 (5.), 382 (15.), 365 (33.)
 beste Teiler: 2.2 (2.), 9.2 (21.), 20.1 (60.)
 Trefferlage: 0.07 mm links, 0.15 mm hoch
 Streuwert: 1.35, horizontal: 1.52, vertikal: 1.15



Serie 1: 103.0 (98)

10.7* ↙	10.9* ↘	10.5* ↘	10.3* →	9.4 ↘
10.2* ↖	10.3* ↑	9.8 ←	10.3* ↗	10.6* ↖

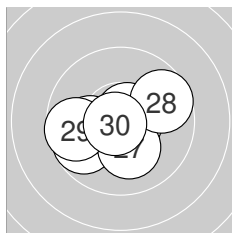
beste Teiler: 2.2 (2.), 62.6 (1.), 89.0 (10.)
 Trefferlage: 0.67 mm links, 0.31 mm hoch
 Streuwert: 1.33, horizontal: 1.43, vertikal: 1.21



Serie 2: 102.9 (98)

10.6* ↖	10.4* ↘	9.6 ↘	10.6* ↗	9.4 ↘
10.2* ↑	10.6* ↑	10.2* →	10.7* ↗	10.6* ↖

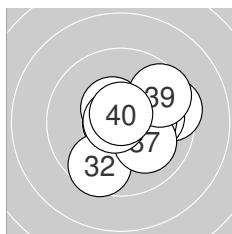
beste Teiler: 61.9 (19.), 85.8 (14.), 92.7 (17.)
 Trefferlage: 0.27 mm links, 0.86 mm hoch
 Streuwert: 1.33, horizontal: 1.35, vertikal: 1.30



Serie 3: 103.2 (97)

10.9* ↗	10.1 ←	10.6* →	9.8 ↖	10.7* ↓
10.7* ↗	10.2* ↘	9.7 →	9.7 ←	10.8* ↖

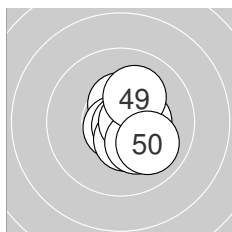
beste Teiler: 9.2 (21.), 44.2 (30.), 57.5 (25.)
 Trefferlage: 0.36 mm links, 0.31 mm tief
 Streuwert: 1.44, horizontal: 1.82, vertikal: 0.93



Serie 4: 101.9 (97)

10.8* ←	9.6 ↓	9.5 →	10.0 →	10.3* →
10.5* ↖	10.1 ↘	10.8* ←	9.6 ↗	10.7* ↑

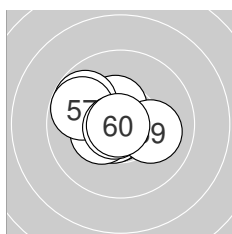
beste Teiler: 42.2 (38.), 46.1 (31.), 59.0 (40.)
 Trefferlage: 0.91 mm rechts, 0.03 mm hoch
 Streuwert: 1.55, horizontal: 1.70, vertikal: 1.37



Serie 5: 104.4 (100)

10.7* ↗	10.4* ↑	10.7* ↗	10.4* →	10.8* ↘
10.4* ↓	10.7* →	10.2* ↘	10.1 ↑	10.0 ↘

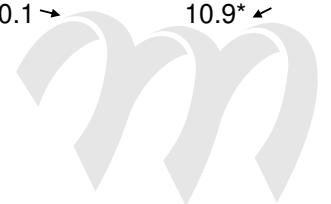
beste Teiler: 32.2 (45.), 53.5 (41.), 57.3 (43.)
 Trefferlage: 0.65 mm rechts, 0.14 mm tief
 Streuwert: 0.92, horizontal: 0.71, vertikal: 1.08



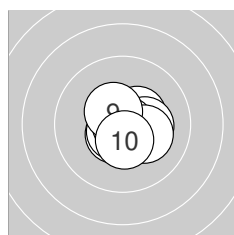
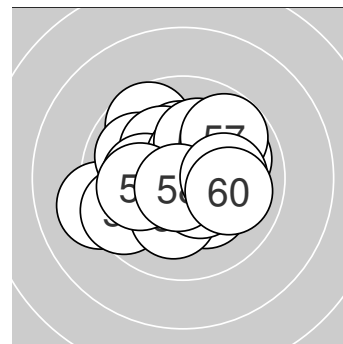
Serie 6: 104.1 (98)

10.7* ↗	10.6* ↖	10.4* ↑	10.7* ↗	10.4* ↖
9.8 ↖	9.8 ↖	10.7* ↖	10.1 →	10.9* ↖

beste Teiler: 20.1 (60.), 51.0 (58.), 55.2 (51.)
 Trefferlage: 0.70 mm links, 0.20 mm hoch
 Streuwert: 1.12, horizontal: 1.35, vertikal: 0.83



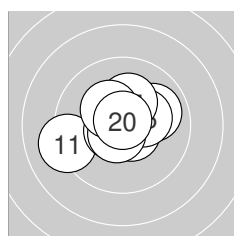
Ergebnis: **623.1** (594)
 Serien: 105.5 103.1 105.3 103.5 103.4 102.3
 Zähler: 54 6 0 0 0 0 0 0 0 0
 Innenezehner: 50
 Weitestе: 447 (11.), 345 (50.), 320 (35.)
 beste Teiler: 12.0 (5.), 23.7 (7.), 38.0 (20.)
 Trefferlage: 0.04 mm rechts, 0.07 mm hoch
 Streuwert: 1.17, horizontal: 1.30, vertikal: 1.03



Serie 1: 105.5 (100)

10.6* ↙	10.6* ↓	10.4* ↗	10.6* ↙	10.9* ↙
10.3* →	10.9* ↘	10.2* ↘	10.5* ↘	10.5* ↓

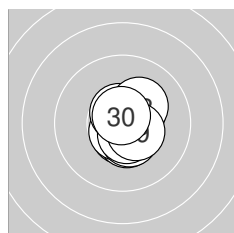
beste Teiler: 12.0 (5.), 23.7 (7.), 77.7 (4.)
 Trefferlage: 0.29 mm rechts, 0.28 mm tief
 Streuwert: 0.81, horizontal: 0.90, vertikal: 0.70



Serie 2: 103.1 (98)

9.2 ↖	10.6* ↙	10.6* ↘	9.9 →	10.6* ↘
10.3* →	10.2* ↑	10.6* ↙	10.3* ↘	10.8* ↑

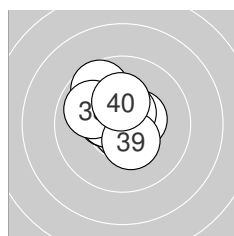
beste Teiler: 38.0 (20.), 77.3 (15.), 79.0 (18.)
 Trefferlage: 0.18 mm links, 0.26 mm hoch
 Streuwert: 1.43, horizontal: 1.77, vertikal: 0.98



Serie 3: 105.3 (100)

10.6* ↓	10.5* ↓	10.4* ↗	10.7* ↙	10.6* ↘
10.5* ↓	10.6* ↓	10.2* ↗	10.5* ↘	10.7* ↑

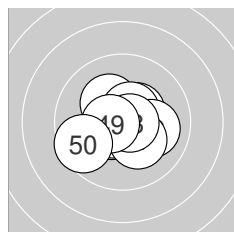
beste Teiler: 58.8 (30.), 72.5 (24.), 86.0 (25.)
 Trefferlage: 0.36 mm rechts, 0.18 mm tief
 Streuwert: 0.79, horizontal: 0.59, vertikal: 0.95



Serie 4: 103.5 (98)

10.8* ↓	10.4* ↖	10.4* ↖	10.5* →	9.7 ↘
10.6* ↑	10.5* ↖	9.9 ↖	10.4* ↓	10.3* ↑

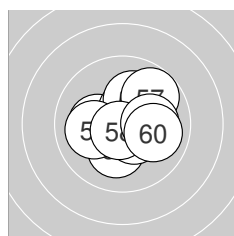
beste Teiler: 41.3 (31.), 93.7 (36.), 120.7 (37.)
 Trefferlage: 0.49 mm links, 0.73 mm hoch
 Streuwert: 1.10, horizontal: 1.10, vertikal: 1.10



Serie 5: 103.4 (99)

10.4* ↗	10.2* ↘	10.5* ↗	10.5* ↙	10.6* ↙
10.1 →	10.2* ↘	10.7* →	10.6* ←	9.6 ↙

beste Teiler: 56.4 (48.), 90.4 (45.), 95.8 (49.)
 Trefferlage: 0.10 mm links, 0.17 mm tief
 Streuwert: 1.27, horizontal: 1.50, vertikal: 0.99



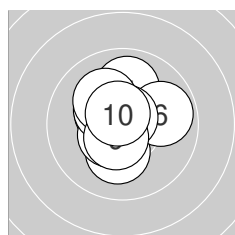
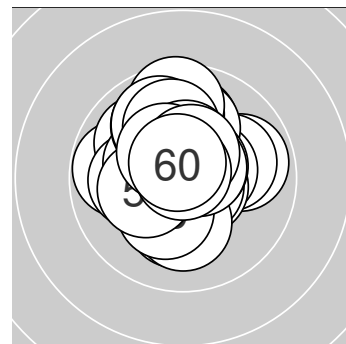
Serie 6: 102.3 (99)

10.2* ←	10.2* ↓	10.5* ↑	10.2* ↑	10.1 ←
10.5* ↘	9.8 ↗	10.7* ↙	10.1 →	10.0 →

beste Teiler: 55.0 (58.), 112.8 (53.), 123.0 (56.)
 Trefferlage: 0.37 mm rechts, 0.08 mm hoch
 Streuwert: 1.45, horizontal: 1.62, vertikal: 1.25



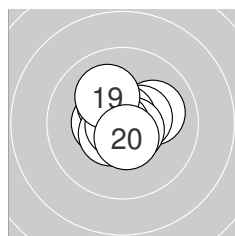
Ergebnis: **623.8** (594)
 Serien: 103.2 104.7 104.5 105.3 102.8 103.3
 Zähler: 54 6 0 0 0 0 0 0 0 0
 Innenezehner: 45
 Weitest: 337 (46.), 294 (45.), 289 (30.)
 beste Teiler: 10.6 (32.), 31.0 (59.), 38.2 (18.)
 Trefferlage: 0.30 mm links, 0.55 mm hoch
 Streuwert: 1.04, horizontal: 0.92, vertikal: 1.15



Serie 1: 103.2 (99)

10.4* ↘	10.2* ↓	10.5* ↙	10.3* ↖	10.0 ↑
9.9 →	10.7* ↑	10.1 ↘	10.5* ↘	10.6* ↖

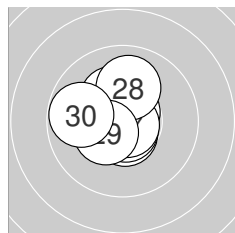
beste Teiler: 52.0 (7.), 81.4 (10.), 101.5 (9.)
 Trefferlage: 0.23 mm links, 0.42 mm hoch
 Streuwert: 1.21, horizontal: 1.14, vertikal: 1.28



Serie 2: 104.7 (100)

10.4* ←	10.3* ↖	10.1 →	10.5* →	10.5* ↙
10.8* ↑	10.6* ↘	10.8* ←	10.1 ↘	10.6* ↓

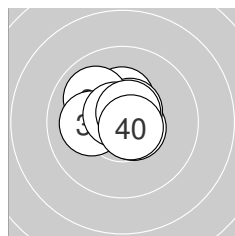
beste Teiler: 38.2 (18.), 42.2 (16.), 77.6 (17.)
 Trefferlage: 0.02 mm links, 0.24 mm hoch
 Streuwert: 1.00, horizontal: 1.10, vertikal: 0.89



Serie 3: 104.5 (99)

10.6* ↓	10.7* ↓	10.4* ↖	10.7* ↑	10.8* ↖
10.3* ↖	10.8* ↘	10.0 ↑	10.4* ↙	9.8 ←

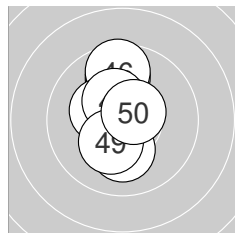
beste Teiler: 40.3 (27.), 41.6 (25.), 62.9 (22.)
 Trefferlage: 0.45 mm links, 0.37 mm hoch
 Streuwert: 1.04, horizontal: 1.03, vertikal: 1.05



Serie 4: 105.3 (100)

10.3* ↑	10.9* ↖	10.6* ↘	10.8* ↖	10.6* ↑
10.0 ↖	10.1 ←	10.7* ↖	10.6* ↑	10.7* ↘

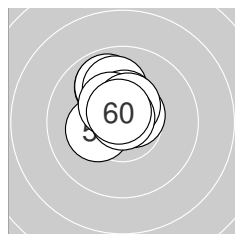
beste Teiler: 10.6 (32.), 50.5 (34.), 67.4 (40.)
 Trefferlage: 0.26 mm links, 0.48 mm hoch
 Streuwert: 0.87, horizontal: 1.00, vertikal: 0.72



Serie 5: 102.8 (98)

10.1 ↓	10.5* ↑	10.7* ↖	10.5* ↙	9.8 ↑
9.6 ↑	10.3* ↖	10.4* ↖	10.3* ↘	10.6* ↖

beste Teiler: 59.4 (43.), 94.4 (50.), 115.7 (44.)
 Trefferlage: 0.40 mm links, 0.60 mm hoch
 Streuwert: 1.30, horizontal: 0.58, vertikal: 1.75



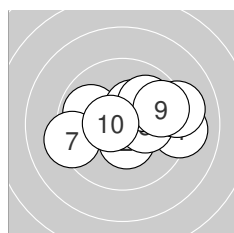
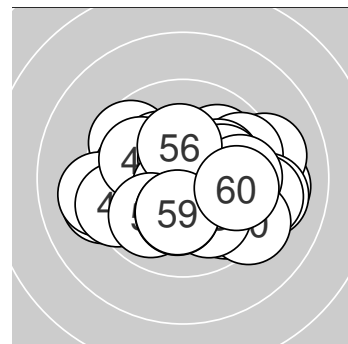
Serie 6: 103.3 (98)

9.9 ↖	9.9 ↖	10.6* ↙	10.2* ←	10.0 ↑
10.4* ↑	10.4* ↖	10.5* ↑	10.8* ↑	10.6* ↖

beste Teiler: 31.0 (59.), 76.5 (60.), 84.8 (53.)
 Trefferlage: 0.43 mm links, 1.19 mm hoch
 Streuwert: 0.88, horizontal: 0.75, vertikal: 0.99



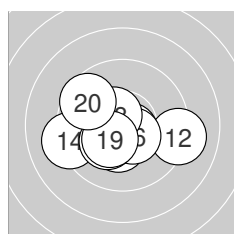
Ergebnis: **606.8** (581)
 Serien: 98.6 101.2 103.3 100.4 101.7 101.6
 Zähler: 41 19 0 0 0 0 0 0 0 0
 Innenezehner: 33
 Weitestе: 456 (4.), 452 (12.), 449 (6.)
 beste Teiler: 59.5 (25.), 62.3 (31.), 64.1 (45.)
 Trefferlage: 0.29 mm rechts, 0.32 mm tief
 Streuwert: 1.69, horizontal: 2.13, vertikal: 1.09



Serie 1: 98.6 (95)

9.9 ↖	10.4* ↓	10.3* ↗	9.1 →	10.2* →
9.2 →	9.3 ↖	10.0 ↗	9.6 →	10.6* ←

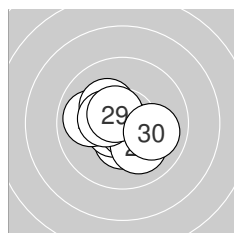
beste Teiler: 96.1 (10.), 134.8 (2.), 152.6 (3.)
 Trefferlage: 0.91 mm rechts, 0.33 mm hoch
 Streuwert: 2.13, horizontal: 2.81, vertikal: 1.08



Serie 2: 101.2 (97)

10.3* ↓	9.1 →	10.7* ←	9.2 ←	10.7* ↘
10.5* ↘	10.2* ↗	10.5* ↘	10.4* ↗	9.6 ↖

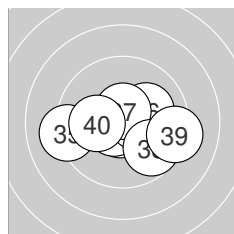
beste Teiler: 67.3 (13.), 72.4 (15.), 106.3 (18.)
 Trefferlage: 0.51 mm links, 0.46 mm tief
 Streuwert: 1.79, horizontal: 2.28, vertikal: 1.08



Serie 3: 103.3 (99)

10.4* ↘	10.4* ↓	10.6* ↖	9.9 ←	10.7* ↘
10.2* ↖	10.1 ↘	10.4* ←	10.6* ↖	10.0 →

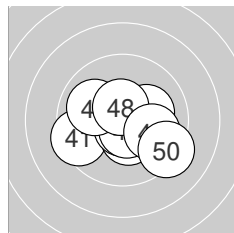
beste Teiler: 59.5 (25.), 82.9 (23.), 93.7 (29.)
 Trefferlage: 0.14 mm links, 0.29 mm tief
 Streuwert: 1.22, horizontal: 1.43, vertikal: 0.97



Serie 4: 100.4 (96)

10.7* ↓	10.6* ↖	9.7 ↘	10.5* →	9.2 ←
10.1 →	10.6* ↑	9.7 ↘	9.2 →	10.1 ←

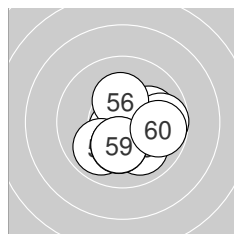
beste Teiler: 62.3 (31.), 82.6 (32.), 87.0 (37.)
 Trefferlage: 0.48 mm rechts, 0.48 mm tief
 Streuwert: 1.89, horizontal: 2.49, vertikal: 0.94



Serie 5: 101.7 (97)

9.5 ↖	10.4* ↓	10.6* →	10.2* →	10.7* ↓
10.6* ↓	10.0 ↖	10.5* ↑	9.9 →	9.3 ↘


beste Teiler: 64.1 (45.), 85.0 (46.), 89.6 (43.)
 Trefferlage: 0.35 mm rechts, 0.46 mm tief
 Streuwert: 1.66, horizontal: 2.06, vertikal: 1.13



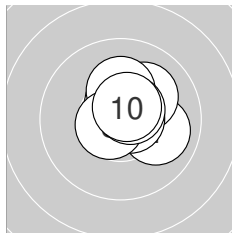
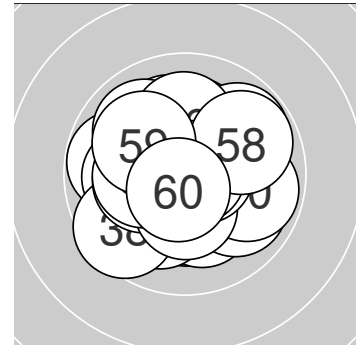
Serie 6: 101.6 (97)

10.7* ↗	10.1 →	10.0 ↘	10.7* ↖	9.7 →
10.3* ↑	9.9 ↖	10.2* ↓	10.2* ↓	9.8 →

beste Teiler: 66.5 (51.), 69.4 (54.), 170.9 (56.)
 Trefferlage: 0.67 mm rechts, 0.57 mm tief
 Streuwert: 1.45, horizontal: 1.58, vertikal: 1.31



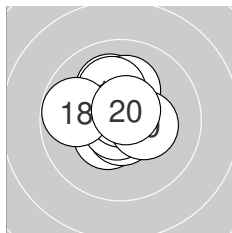
Ergebnis: **624.3** (593)
 Serien: 104.9 104.0 104.2 102.7 104.3 104.2
 Zähler: 53 7 0 0 0 0 0 0 0 0
 Innenezehner: 44
 Weitester: 345 (38.), 292 (18.), 283 (41.)
 beste Teiler: 8.0 (46.), 8.6 (55.), 13.0 (51.)
 Trefferlage: 0.03 mm rechts, 0.13 mm hoch
 Streuwert: 1.15, horizontal: 1.18, vertikal: 1.11



Serie 1: 104.9 (100)

10.0 →	10.1 ↗	10.7* →	10.9* ←	10.7* →
10.5* ↑	10.2* ↑	10.6* ↙	10.6* ↗	10.6* ↗

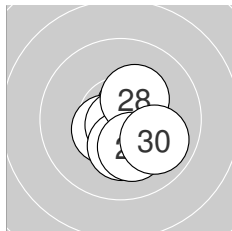
beste Teiler: 25.0 (4.), 60.6 (3.), 62.1 (5.)
 Trefferlage: 0.50 mm rechts, 0.48 mm hoch
 Streuwert: 0.85, horizontal: 0.87, vertikal: 0.82



Serie 2: 104.0 (99)

10.1 ↘	10.4* ↙	10.7* ↓	10.2* ↑	10.8* ↙
10.8* ↑	10.2* ↖	9.8 ←	10.3* →	10.7* ↗

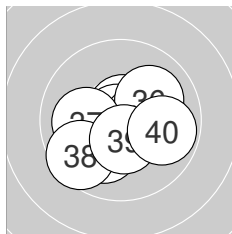
beste Teiler: 41.6 (15.), 48.2 (16.), 70.3 (13.)
 Trefferlage: 0.29 mm links, 0.52 mm hoch
 Streuwert: 1.13, horizontal: 1.13, vertikal: 1.13



Serie 3: 104.2 (99)

10.5* ↓	10.5* ↓	10.6* ↗	10.5* ↙	10.6* ↗
10.8* ↓	10.3* ↓	10.3* ↗	10.2* ↓	9.9 ↘

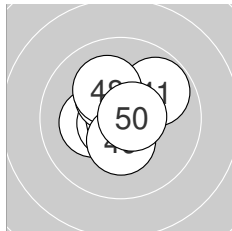
beste Teiler: 38.6 (26.), 93.3 (23.), 99.2 (25.)
 Trefferlage: 0.42 mm rechts, 0.58 mm tief
 Streuwert: 0.97, horizontal: 0.85, vertikal: 1.08



Serie 4: 102.7 (98)

10.6* ↗	10.7* ↑	10.9* ↖	10.1 ↙	10.5* →
10.0 ↗	10.1 ←	9.6 ↙	10.4* ↓	9.8 →

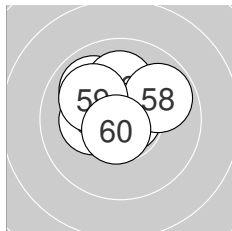
beste Teiler: 25.6 (33.), 72.1 (32.), 79.9 (31.)
 Trefferlage: 0.03 mm rechts, 0.36 mm tief
 Streuwert: 1.43, horizontal: 1.67, vertikal: 1.15



Serie 5: 104.3 (99)

9.8 ↗	10.4* ↓	10.2* ←	10.8* ←	10.7* ↙
10.9* ↓	10.3* ↖	10.1 ↘	10.4* ↓	10.7* →


beste Teiler: 8.0 (46.), 45.5 (44.), 68.4 (45.)
 Trefferlage: 0.13 mm links, 0.16 mm hoch
 Streuwert: 1.11, horizontal: 1.08, vertikal: 1.15



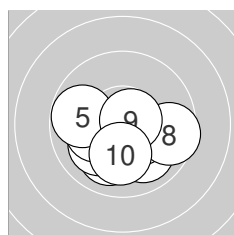
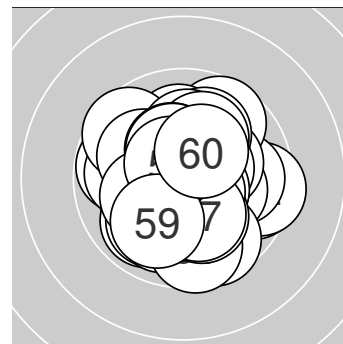
Serie 6: 104.2 (98)

10.9* ↓	9.9 ↘	10.2* ←	10.8* ←	10.9* ↗
10.1 ↑	10.8* →	9.8 ↗	10.1 ↖	10.7* ↙

beste Teiler: 8.6 (55.), 13.0 (51.), 40.0 (54.)
 Trefferlage: 0.31 mm links, 0.60 mm hoch
 Streuwert: 1.14, horizontal: 1.28, vertikal: 0.99



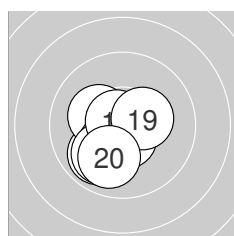
Ergebnis: **614.1** (591)
 Serien: 101.3 103.8 101.2 102.4 103.0 102.4
 Zähler: 51 9 0 0 0 0 0 0 0 0
 Innenzehner: 35
 Weitestе: 368 (22.), 342 (8.), 332 (37.)
 beste Teiler: 25.0 (15.), 34.0 (11.), 47.8 (33.)
 Trefferlage: 0.01 mm rechts, 0.33 mm tief
 Streuwert: 1.39, horizontal: 1.37, vertikal: 1.41



Serie 1: 101.3 (98)

10.4* ↓	10.0 ↓	10.1 ↙	10.2* ←	9.8 ←
10.0 ↘	10.4* ↘	9.6 →	10.7* →	10.1 ↓

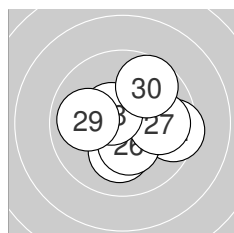
beste Teiler: 66.1 (9.), 132.1 (1.), 135.6 (7.)
 Trefferlage: 0.12 mm links, 1.00 mm tief
 Streuwert: 1.47, horizontal: 1.84, vertikal: 0.96



Serie 2: 103.8 (99)

10.8* ←	9.9 ↙	10.2* ←	10.3* ↙	10.9* ↓
10.6* ↓	10.0 ↙	10.7* ↘	10.4* →	10.0 ↓

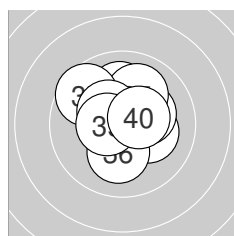
beste Teiler: 25.0 (15.), 34.0 (11.), 51.8 (18.)
 Trefferlage: 0.59 mm links, 0.74 mm tief
 Streuwert: 1.06, horizontal: 0.98, vertikal: 1.13



Serie 3: 101.2 (97)

10.5* ↓	9.5 →	10.1 ↓	10.2* ↗	10.5* ↘
10.3* ↓	9.9 →	10.5* ↘	10.0 ←	9.7 ↗

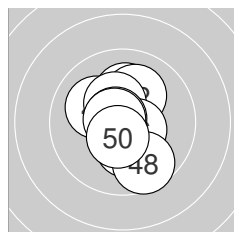
beste Teiler: 104.3 (28.), 113.7 (21.), 117.8 (25.)
 Trefferlage: 0.75 mm rechts, 0.08 mm tief
 Streuwert: 1.58, horizontal: 1.75, vertikal: 1.40



Serie 4: 102.4 (99)

10.2* →	10.1 ↑	10.8* ↘	10.2* →	10.0 ↗
10.1 ↓	9.6 ↘	10.4* ↘	10.5* ←	10.5* →

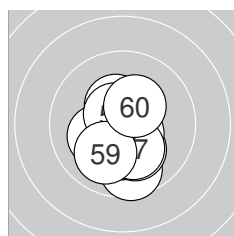
beste Teiler: 47.8 (33.), 111.0 (39.), 125.5 (40.)
 Trefferlage: 0.00 mm, 0.63 mm hoch
 Streuwert: 1.36, horizontal: 1.39, vertikal: 1.33



Serie 5: 103.0 (99)

10.1 ↑	10.1 ↗	10.1 ↘	10.4* ↖	10.3* ↓
10.5* ↘	10.7* ↘	9.6 ↓	10.7* ←	10.5* ↓

beste Teiler: 57.7 (47.), 61.9 (49.), 108.0 (46.)
 Trefferlage: 0.00 mm, 0.05 mm hoch
 Streuwert: 1.34, horizontal: 0.98, vertikal: 1.62



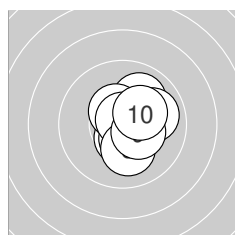
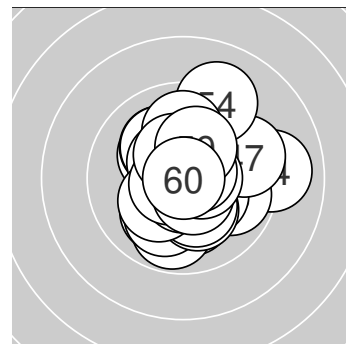
Serie 6: 102.4 (99)

10.4* ↓	10.4* ↖	9.6 ↓	10.2* ↙	10.1 ↓
10.6* ↘	10.2* ↓	10.6* ↘	10.0 ↙	10.3* ↗

beste Teiler: 91.0 (58.), 99.7 (56.), 136.5 (51.)
 Trefferlage: 0.03 mm rechts, 0.83 mm tief
 Streuwert: 1.28, horizontal: 0.97, vertikal: 1.52



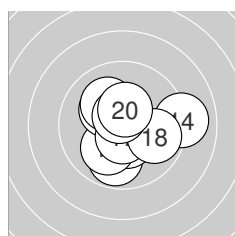
Ergebnis: **620.7** (592)
 Serien: 103.5 101.1 104.1 105.0 103.6 103.4
 Zähler: 52 8 0 0 0 0 0 0 0 0
 Innenzehner: 46
 Weitester: 483 (14.), 451 (54.), 357 (47.)
 beste Teiler: 4.0 (60.), 27.0 (27.), 30.4 (40.)
 Trefferlage: 0.40 mm rechts, 0.06 mm hoch
 Streuwert: 1.22, horizontal: 1.16, vertikal: 1.29



Serie 1: 103.5 (99)

10.5* ↓	10.0 ↗	10.5* ↓	9.9 →	10.5* ↓
10.5* ↖	10.8* ↑	10.1 ↓	10.4* →	10.3* ↗

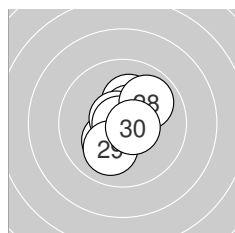
beste Teiler: 39.0 (7.), 111.4 (1.), 115.8 (3.)
 Trefferlage: 0.70 mm rechts, 0.08 mm tief
 Streuwert: 1.10, horizontal: 0.89, vertikal: 1.28



Serie 2: 101.1 (97)

9.8 ↓	10.4* ↓	10.1 ↗	9.0 →	10.2* ↖
10.1 ↖	10.6* ↓	9.9 →	10.6* ↖	10.4* ↑

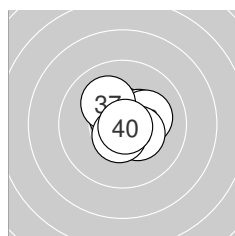
beste Teiler: 79.3 (19.), 93.0 (17.), 129.5 (20.)
 Trefferlage: 0.33 mm rechts, 0.22 mm tief
 Streuwert: 1.75, horizontal: 1.95, vertikal: 1.51



Serie 3: 104.1 (99)

10.2* ↑	10.7* ↘	10.5* ↗	10.2* ↗	10.5* ↗
10.7* ↖	10.8* ←	9.9 ↗	10.0 ↓	10.6* ↘

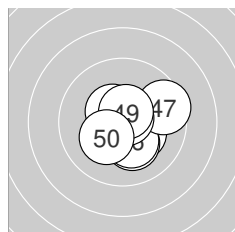
beste Teiler: 27.0 (27.), 56.3 (22.), 64.2 (26.)
 Trefferlage: 0.23 mm rechts, 0.13 mm hoch
 Streuwert: 1.10, horizontal: 0.95, vertikal: 1.23



Serie 4: 105.0 (100)

10.8* ↓	10.6* ↑	10.4* ↗	10.6* ↖	10.5* ↘
10.2* →	10.1 ↖	10.4* ↘	10.6* ↓	10.8* ↘

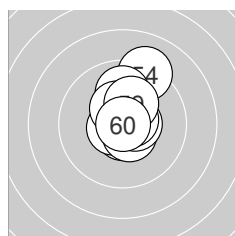
beste Teiler: 30.4 (40.), 45.0 (31.), 81.0 (34.)
 Trefferlage: 0.36 mm rechts, 0.15 mm hoch
 Streuwert: 0.90, horizontal: 0.96, vertikal: 0.85



Serie 5: 103.6 (99)

10.3* ↘	10.2* ↓	10.5* ↖	10.5* ↓	10.7* ↓
10.3* ↓	9.5 →	10.8* ↗	10.6* ↑	10.2* ↗


beste Teiler: 45.2 (48.), 68.0 (45.), 88.2 (49.)
 Trefferlage: 0.43 mm rechts, 0.38 mm tief
 Streuwert: 1.20, horizontal: 1.30, vertikal: 1.09



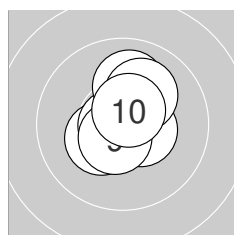
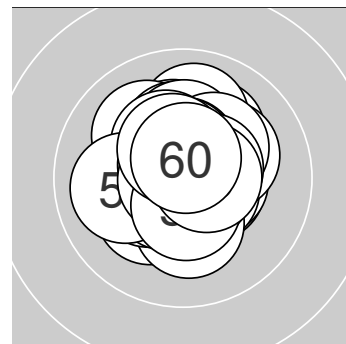
Serie 6: 103.4 (98)

10.7* ↓	10.6* ↖	10.5* ↓	9.1 ↑	9.9 ↑
10.5* →	10.4* ↖	10.6* ↗	10.2* ↑	10.9* →

beste Teiler: 4.0 (60.), 75.0 (51.), 78.3 (52.)
 Trefferlage: 0.36 mm rechts, 0.81 mm hoch
 Streuwert: 1.25, horizontal: 0.75, vertikal: 1.59



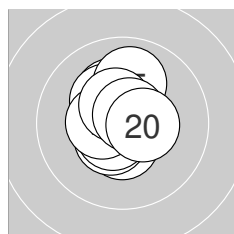
Ergebnis: **630.0** (600)
 Serien: 105.0 104.3 104.9 104.5^{OF} 105.0 106.3
 Zähler: 60 0 0 0 0 0 0 0 0 0
 Innenzehner: 55
 Weitester: 245 (15.), 237 (50.), 231 (5.)
 beste Teiler: 4.4 (49.), 31.1 (55.), 33.2 (27.)
 Trefferlage: 0.02 mm links, 0.29 mm hoch
 Streuwert: 0.88, horizontal: 0.80, vertikal: 0.96



Serie 1: 105.0 (100)

10.7* →	10.3* ↙	10.8* →	10.8* ←	10.0 ↑
10.6* ↗	10.5* ↘	10.1 ↗	10.6* ↙	10.6* ↗

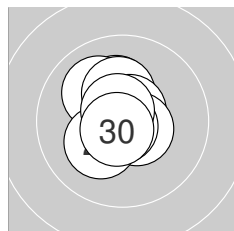
beste Teiler: 38.0 (3.), 48.6 (4.), 62.0 (1.)
 Trefferlage: 0.22 mm rechts, 0.35 mm hoch
 Streuwert: 0.91, horizontal: 0.76, vertikal: 1.05



Serie 2: 104.3 (100)

10.5* ↓	10.2* ↖	10.5* ↘	10.3* ↖	10.0 ↑
10.6* ↙	10.5* ←	10.5* ↖	10.7* ↗	10.5* →

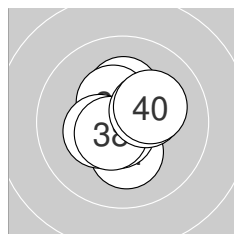
beste Teiler: 66.2 (19.), 87.0 (16.), 116.2 (13.)
 Trefferlage: 0.25 mm links, 0.43 mm hoch
 Streuwert: 1.01, horizontal: 0.76, vertikal: 1.20



Serie 3: 104.9 (100)

10.2* ↑	10.0 ↘	10.3* ↑	10.7* ↘	10.7* ↗
10.6* ↘	10.8* ↓	10.2* ↘	10.7* ↖	10.7* ↙

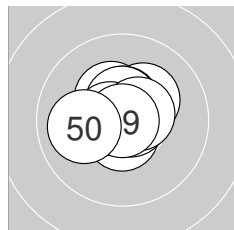
beste Teiler: 33.2 (27.), 52.4 (24.), 61.0 (30.)
 Trefferlage: 0.25 mm links, 0.35 mm hoch
 Streuwert: 0.93, horizontal: 0.73, vertikal: 1.10



Serie 4: 104.5 (100)

10.3* ↑	10.8* →	10.6* ↙	10.2* ↓	10.7* ↙
10.4* ↖	10.4* ↙	10.6* ↘	10.3* →	10.2* ↗

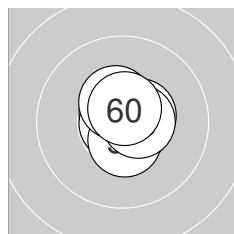
beste Teiler: 40.1 (32.), 63.5 (35.), 77.3 (33.)
 Trefferlage: 0.01 mm rechts, 0.06 mm hoch
 Streuwert: 1.02, horizontal: 0.97, vertikal: 1.08



Serie 5: 105.0 (100)

10.6* ↓	10.4* ↖	10.8* →	10.2* ↗	10.5* ↑
10.5* ↑	10.6* ←	10.5* →	10.9* ↙	10.0 ←

beste Teiler: 4.4 (49.), 50.0 (43.), 76.5 (47.)
 Trefferlage: 0.11 mm links, 0.38 mm hoch
 Streuwert: 0.89, horizontal: 1.01, vertikal: 0.75



Serie 6: 106.3 (100)

10.7* ↘	10.7* ↖	10.8* ←	10.7* ↗	10.8* →
10.5* ↓	10.5* →	10.6* →	10.4* ↖	10.6* ↑

beste Teiler: 31.1 (55.), 41.7 (53.), 66.8 (51.)
 Trefferlage: 0.22 mm rechts, 0.20 mm hoch
 Streuwert: 0.60, horizontal: 0.53, vertikal: 0.65



ISSF AR Men
StandNr: 121
Pickl, Bernhard #84

Männer
Competition

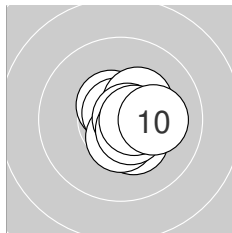
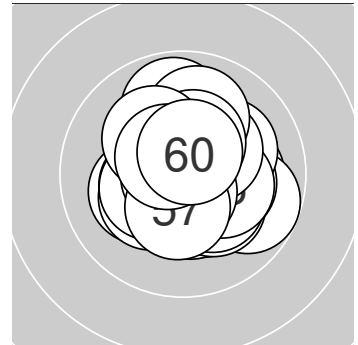
StartNr: 69
02.12.2023 11:57
AUT

QF

- Schütze hat sich fürs Finale qualifiziert



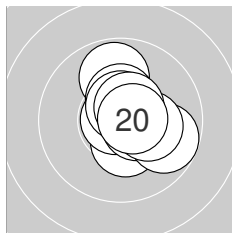
Ergebnis: **628.5** (598)
 Serien: 105.2 103.7 105.0 105.1^{OF} 105.0 104.5
 Zähler: 58 2 0 0 0 0 0 0 0 0
 Innenezehner: 55
 Weitestе: 298 (17.), 276 (11.), 244 (53.)
 beste Teiler: 24.5 (42.), 33.3 (13.), 41.5 (56.)
 Trefferlage: 0.16 mm rechts, 0.11 mm hoch
 Streuwert: 0.94, horizontal: 0.94, vertikal: 0.93



Serie 1: 105.2 (100)

10.7* ↑	10.5* ↖	10.3* ↘	10.8* ↖	10.5* ↓
10.3* ↗	10.8* →	10.6* ↘	10.6* →	10.1 →

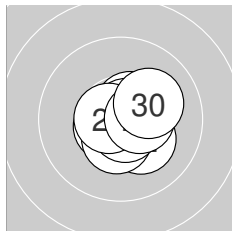
beste Teiler: 43.4 (7.), 46.1 (4.), 65.0 (1.)
 Trefferlage: 0.51 mm rechts, 0.01 mm tief
 Streuwert: 0.80, horizontal: 0.77, vertikal: 0.82



Serie 2: 103.7 (98)

9.8 ↑	10.4* ↓	10.8* ←	10.4* ↑	10.6* ↑
10.5* →	9.8 ↘	10.2* →	10.6* ↗	10.6* →

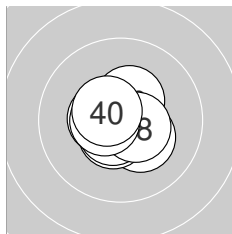
beste Teiler: 33.3 (13.), 77.5 (20.), 91.0 (15.)
 Trefferlage: 0.64 mm rechts, 0.27 mm hoch
 Streuwert: 1.12, horizontal: 0.99, vertikal: 1.23



Serie 3: 105.0 (100)

10.6* ↖	10.2* ↘	10.5* ↗	10.4* ↓	10.6* ↗
10.7* ↗	10.7* ↘	10.7* ←	10.5* →	10.1 ↗

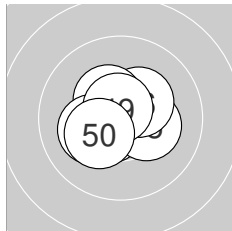
beste Teiler: 51.6 (26.), 60.0 (27.), 74.1 (28.)
 Trefferlage: 0.45 mm rechts, 0.05 mm tief
 Streuwert: 0.84, horizontal: 0.86, vertikal: 0.81



Serie 4: 105.1 (100)

10.3* ↘	10.5* ↑	10.7* ↘	10.6* ↖	10.5* ←
10.4* ↑	10.6* ↗	10.5* →	10.5* ←	10.5* ↖

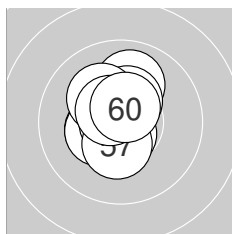
beste Teiler: 52.4 (33.), 81.4 (37.), 98.8 (34.)
 Trefferlage: 0.04 mm links, 0.04 mm tief
 Streuwert: 0.83, horizontal: 0.87, vertikal: 0.79



Serie 5: 105.0 (100)

10.6* ↖	10.9* →	10.6* ↖	10.7* ↗	10.3* →
10.3* ↗	10.4* ↖	10.2* ←	10.7* ↖	10.3* ↖


beste Teiler: 24.5 (42.), 65.5 (49.), 75.1 (44.)
 Trefferlage: 0.18 mm links, 0.13 mm hoch
 Streuwert: 0.95, horizontal: 1.08, vertikal: 0.79



Serie 6: 104.5 (100)

10.4* ←	10.7* ↓	10.0 ↑	10.4* ←	10.4* ↑
10.8* ←	10.4* ↓	10.2* ↖	10.6* ↖	10.6* ↑

beste Teiler: 41.5 (56.), 75.2 (52.), 98.3 (60.)
 Trefferlage: 0.38 mm links, 0.36 mm hoch
 Streuwert: 1.00, horizontal: 0.73, vertikal: 1.20



ISSF AR Men

StandNr: 122

Höllwarth, Michael #262

Männer

Competition

StartNr: 70

02.12.2023 12:05

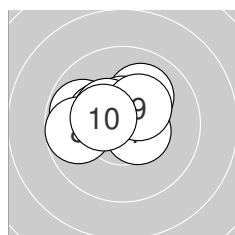
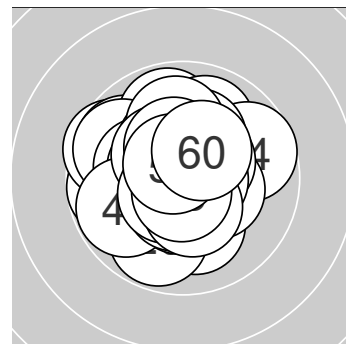
TLSB

QF

– Schütze hat sich fürs Finale qualifiziert



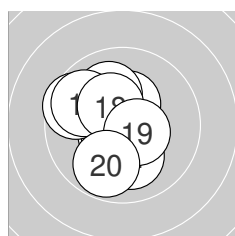
Ergebnis: **620.9** (590)
 Serien: 102.9 101.8 101.5 105.5 103.9 105.3
 Zähler: 50 10 0 0 0 0 0 0 0 0
 Innenezehner: 44
 Weitester: 340 (16.), 311 (34.), 300 (8.)
 beste Teiler: 15.6 (37.), 27.4 (42.), 46.8 (40.)
 Trefferlage: 0.22 mm links, 0.44 mm hoch
 Streuwert: 1.17, horizontal: 1.23, vertikal: 1.11



Serie 1: 102.9 (98)

9.8 ↖	10.7* ↗	10.3* ↖	10.1 ↗	10.6* ↑
10.4* ↖	10.5* ↘	9.8 ↖	10.3* ↗	10.4* ↖

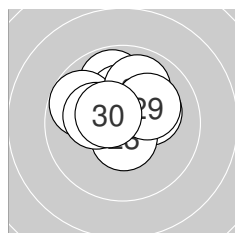
beste Teiler: 65.8 (2.), 100.0 (5.), 112.3 (7.)
 Trefferlage: 0.57 mm links, 0.61 mm hoch
 Streuwert: 1.21, horizontal: 1.56, vertikal: 0.69



Serie 2: 101.8 (97)

10.1 ↓	10.6* ↙	10.6* ↘	10.4* ↑	10.1 ↘
9.6 ↖	9.8 ↖	10.3* ↖	10.5* ↘	9.8 ↙

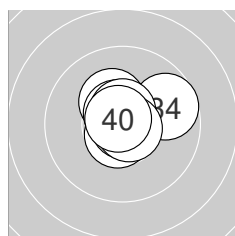
beste Teiler: 83.5 (13.), 98.4 (12.), 107.7 (19.)
 Trefferlage: 0.80 mm links, 0.11 mm hoch
 Streuwert: 1.47, horizontal: 1.29, vertikal: 1.62



Serie 3: 101.5 (97)

10.2* ↗	9.8 ↑	10.6* ↓	10.3* ↑	9.8 ↖
10.1 ↗	10.2* ↖	9.9 ↗	10.1 ↗	10.5* ↖

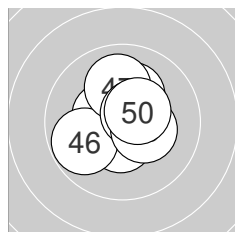
beste Teiler: 96.4 (23.), 112.6 (30.), 171.4 (24.)
 Trefferlage: 0.06 mm links, 1.18 mm hoch
 Streuwert: 1.29, horizontal: 1.49, vertikal: 1.05



Serie 4: 105.5 (99)

10.6* ↗	10.7* ↘	10.3* ↘	9.7 ↗	10.6* ↘
10.6* ↙	10.9* ↘	10.6* ↑	10.7* ↘	10.8* ↘

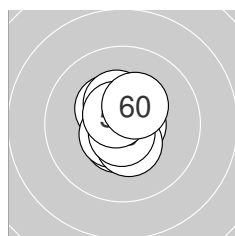
beste Teiler: 15.6 (37.), 46.8 (40.), 51.8 (39.)
 Trefferlage: 0.18 mm rechts, 0.46 mm hoch
 Streuwert: 0.87, horizontal: 1.02, vertikal: 0.68



Serie 5: 103.9 (99)

10.5* ↖	10.8* →	10.2* ↑	10.5* ↓	10.7* ↗
9.8 ↖	10.0 ↑	10.6* ↗	10.3* →	10.5* ↗

beste Teiler: 27.4 (42.), 58.1 (45.), 94.0 (48.)
 Trefferlage: 0.01 mm rechts, 0.33 mm hoch
 Streuwert: 1.16, horizontal: 1.16, vertikal: 1.16



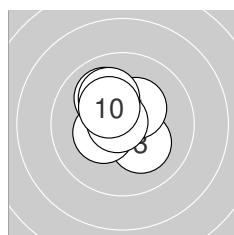
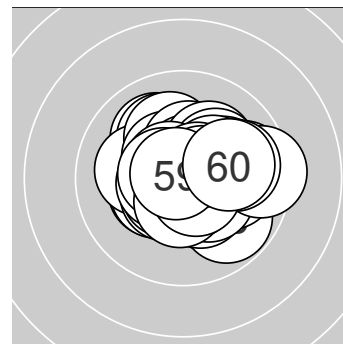
Serie 6: 105.3 (100)

10.4* ↘	10.7* →	10.4* ↑	10.6* ↙	10.5* ↓
10.6* ↙	10.4* ↓	10.7* ↓	10.6* ↘	10.4* ↗

beste Teiler: 61.2 (58.), 69.2 (52.), 78.2 (59.)
 Trefferlage: 0.13 mm links, 0.01 mm tief
 Streuwert: 0.83, horizontal: 0.60, vertikal: 1.01



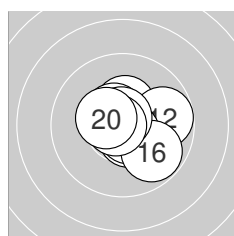
Ergebnis: **625.3** (596)
 Serien: 104.1 104.3 104.1 104.2 105.1 103.5
 Zähler: 56 4 0 0 0 0 0 0 0 0
 Innenezehner: 48
 Weitestе: 382 (51.), 298 (12.), 284 (16.)
 beste Teiler: 26.0 (41.), 30.0 (37.), 31.8 (42.)
 Trefferlage: 0.38 mm rechts, 0.23 mm hoch
 Streuwert: 1.03, horizontal: 1.19, vertikal: 0.84



Serie 1: 104.1 (100)

10.8* ↗	10.6* ↘	10.2* ↘	10.7* ↖	10.3* ↗
10.3* ↖	10.0 ↘	10.1 ↘	10.8* ↖	10.3* ↘

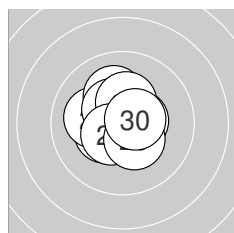
beste Teiler: 34.8 (1.), 42.5 (9.), 59.1 (4.)
 Trefferlage: 0.34 mm links, 0.58 mm hoch
 Streuwert: 0.99, horizontal: 0.94, vertikal: 1.04



Serie 2: 104.3 (98)

10.4* ↑	9.8 →	10.7* ↘	10.6* ↘	10.6* ↘
9.8 ↘	10.5* ↘	10.7* ↑	10.8* ←	10.4* ↖

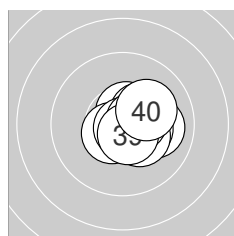
beste Teiler: 49.0 (19.), 56.8 (18.), 68.4 (13.)
 Trefferlage: 0.41 mm rechts, 0.00 mm
 Streuwert: 1.12, horizontal: 1.25, vertikal: 0.97



Serie 3: 104.1 (100)

10.8* ↗	10.4* ↖	10.1 ←	10.1 ↖	10.4* ↘
10.5* →	10.3* ↑	10.5* ↖	10.4* ↘	10.6* →

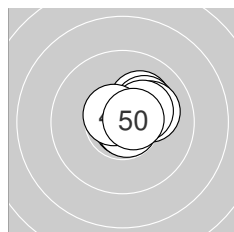
beste Teiler: 42.0 (21.), 96.1 (30.), 113.4 (26.)
 Trefferlage: 0.20 mm links, 0.29 mm hoch
 Streuwert: 1.04, horizontal: 1.07, vertikal: 1.01



Serie 4: 104.2 (100)

10.0 →	10.6* ↑	10.3* ↗	10.4* →	10.3* ↘
10.6* ↖	10.8* ↘	10.5* →	10.6* ↘	10.1 ↗

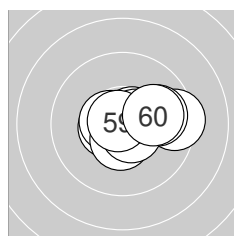
beste Teiler: 30.0 (37.), 82.3 (39.), 89.8 (32.)
 Trefferlage: 0.90 mm rechts, 0.02 mm tief
 Streuwert: 0.81, horizontal: 0.90, vertikal: 0.70



Serie 5: 105.1 (100)

10.8* ↘	10.8* ↘	10.7* ↘	10.2* ↗	10.2* ↗
10.1 →	10.8* ↘	10.3* ↗	10.6* ↘	10.6* →


beste Teiler: 26.0 (41.), 31.8 (42.), 45.2 (47.)
 Trefferlage: 0.67 mm rechts, 0.46 mm hoch
 Streuwert: 0.76, horizontal: 0.88, vertikal: 0.62



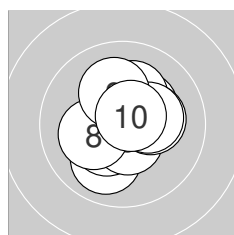
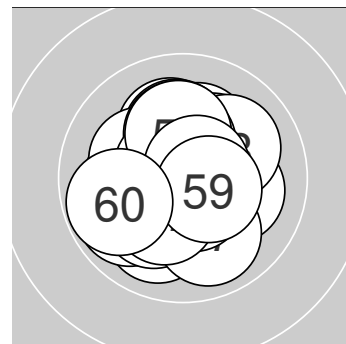
Serie 6: 103.5 (98)

9.4 →	10.5* ←	10.6* ←	9.9 →	10.6* ↗
10.6* →	10.5* ↓	10.6* ↘	10.8* ↖	10.0 →

beste Teiler: 40.4 (59.), 84.0 (55.), 86.3 (58.)
 Trefferlage: 0.83 mm rechts, 0.08 mm hoch
 Streuwert: 1.19, horizontal: 1.59, vertikal: 0.58



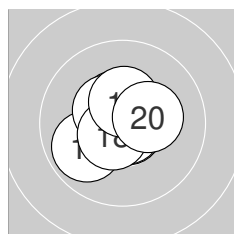
Ergebnis: **624.6** (597)
 Serien: 102.9 105.2 104.4 103.1 105.2 103.8
 Zähler: 57 3 0 0 0 0 0 0 0 0
 Innenezehner: 53
 Weitestе: 286 (60.), 268 (14.), 253 (37.)
 beste Teiler: 41.3 (50.), 43.0 (15.), 44.1 (12.)
 Trefferlage: 0.03 mm rechts, 0.17 mm hoch
 Streuwert: 1.06, horizontal: 1.05, vertikal: 1.07



Serie 1: 102.9 (100)

10.0 ↙	10.4* ↙	10.3* ↗	10.2* ↑	10.5* ↓
10.2* →	10.3* →	10.2* ←	10.1 ↑	10.7* ↗

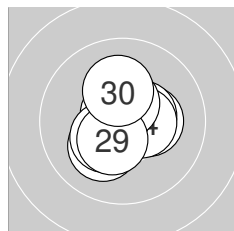
beste Teiler: 74.2 (10.), 101.5 (5.), 142.8 (2.)
 Trefferlage: 0.16 mm rechts, 0.13 mm hoch
 Streuwert: 1.28, horizontal: 1.23, vertikal: 1.32



Serie 2: 105.2 (99)

10.8* ↓	10.8* ↑	10.6* ←	9.9 ↙	10.8* ↓
10.5* ↑	10.5* ↘	10.6* ↙	10.4* ↑	10.3* →

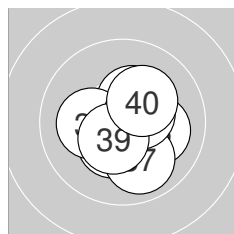
beste Teiler: 43.0 (15.), 44.1 (12.), 49.8 (11.)
 Trefferlage: 0.27 mm links, 0.11 mm hoch
 Streuwert: 0.94, horizontal: 1.01, vertikal: 0.87



Serie 3: 104.4 (100)

10.3* →	10.5* →	10.7* ↗	10.5* →	10.7* ↘
10.2* ↙	10.5* ↑	10.4* ↙	10.4* ↙	10.2* ↑

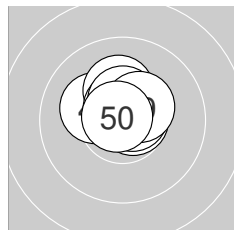
beste Teiler: 53.0 (23.), 62.9 (25.), 114.4 (27.)
 Trefferlage: 0.08 mm rechts, 0.03 mm hoch
 Streuwert: 1.03, horizontal: 0.99, vertikal: 1.06



Serie 4: 103.1 (99)

10.4* ↗	10.4* ↑	10.1 →	10.4* ↙	10.5* ↓
10.2* ←	9.9 ↓	10.5* ↗	10.5* ↙	10.2* ↗

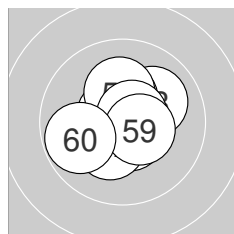
beste Teiler: 119.0 (39.), 120.3 (38.), 124.1 (35.)
 Trefferlage: 0.36 mm rechts, 0.21 mm tief
 Streuwert: 1.22, horizontal: 1.16, vertikal: 1.27



Serie 5: 105.2 (100)

10.4* ↑	10.2* ↘	10.7* ↑	10.2* ↑	10.7* →
10.6* ↑	10.7* ↗	10.5* ↑	10.4* ↗	10.8* ↘


beste Teiler: 41.3 (50.), 66.0 (45.), 67.6 (47.)
 Trefferlage: 0.05 mm links, 0.80 mm hoch
 Streuwert: 0.67, horizontal: 0.76, vertikal: 0.56



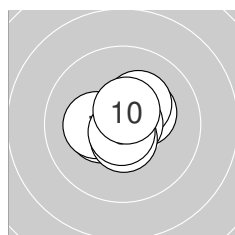
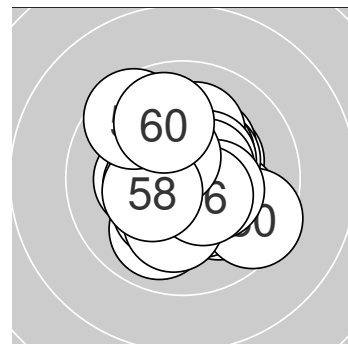
Serie 6: 103.8 (99)

10.7* ↘	10.6* ↘	10.0 ↗	10.4* ↑	10.6* ↓
10.2* ↑	10.3* ↙	10.7* ↗	10.5* →	9.8 ↙

beste Teiler: 66.6 (51.), 71.2 (58.), 79.3 (52.)
 Trefferlage: 0.09 mm links, 0.20 mm hoch
 Streuwert: 1.18, horizontal: 1.24, vertikal: 1.12



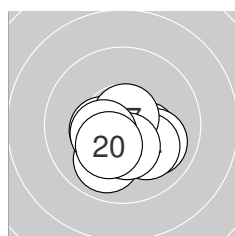
Ergebnis: **626.5** (596)
 Serien: 105.0 103.0 105.6 104.8 104.6 103.5
 Zähler: 56 4 0 0 0 0 0 0 0 0
 Innenzehner: 53
 Weitestе: 360 (50.), 344 (59.), 262 (60.)
 beste Teiler: 23.0 (46.), 25.7 (34.), 28.4 (33.)
 Trefferlage: 0.07 mm rechts, 0.13 mm tief
 Streuwert: 1.04, horizontal: 1.00, vertikal: 1.09



Serie 1: 105.0 (100)

10.4* ←	10.5* ↗	10.3* ↗	10.6* ←	10.3* ↗
10.8* →	10.2* ←	10.6* ↓	10.7* ↓	10.6* ↑

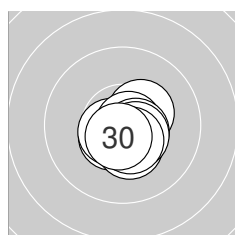
beste Teiler: 46.1 (6.), 52.4 (9.), 93.0 (4.)
 Trefferlage: 0.01 mm rechts, 0.18 mm hoch
 Streuwert: 0.92, horizontal: 1.07, vertikal: 0.73



Serie 2: 103.0 (99)

10.3* ↘	10.0 ↘	9.9 ↓	10.1 ↘	10.5* ↓
10.4* ←	10.7* ↑	10.4* ↓	10.4* ←	10.3* ✓

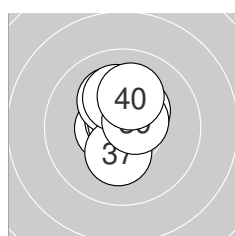
beste Teiler: 56.6 (17.), 110.0 (15.), 137.7 (16.)
 Trefferlage: 0.10 mm rechts, 0.96 mm tief
 Streuwert: 1.05, horizontal: 1.27, vertikal: 0.76



Serie 3: 105.6 (100)

10.5* ✓	10.7* ↓	10.6* ←	10.4* ↓	10.4* ↗
10.8* →	10.6* ↘	10.5* ↘	10.5* ↓	10.6* ↓

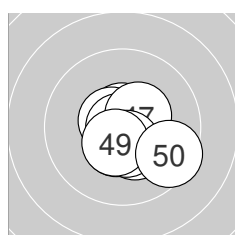
beste Teiler: 41.0 (26.), 57.3 (22.), 80.6 (30.)
 Trefferlage: 0.28 mm rechts, 0.51 mm tief
 Streuwert: 0.64, horizontal: 0.67, vertikal: 0.60



Serie 4: 104.8 (100)

10.6* ←	10.7* ↘	10.8* ↑	10.9* →	10.2* ↘
10.4* ↗	10.3* ↓	10.2* ↑	10.6* ↗	10.1 ↑

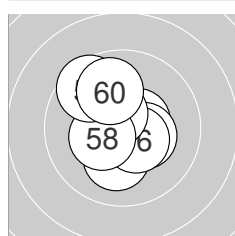
beste Teiler: 25.7 (34.), 28.4 (33.), 51.8 (32.)
 Trefferlage: 0.03 mm links, 0.63 mm hoch
 Streuwert: 0.94, horizontal: 0.67, vertikal: 1.14



Serie 5: 104.6 (99)

10.7* ↓	10.7* ↑	10.5* ↓	10.6* ↘	10.3* ↓
10.9* ←	10.4* ↗	10.5* ↓	10.5* ↓	9.5 ↘

beste Teiler: 23.0 (46.), 66.6 (41.), 72.2 (42.)
 Trefferlage: 0.37 mm rechts, 0.49 mm tief
 Streuwert: 1.03, horizontal: 1.12, vertikal: 0.92



Serie 6: 103.5 (98)

10.7* ←	10.8* ↑	10.2* ↓	10.5* ↗	10.4* ↘
10.5* ↘	10.5* ↘	10.4* ←	9.6 ↘	9.9 ↑

beste Teiler: 47.2 (52.), 71.0 (51.), 105.7 (54.)
 Trefferlage: 0.28 mm links, 0.31 mm hoch
 Streuwert: 1.29, horizontal: 1.12, vertikal: 1.44



ISSF AR Men
StandNr: 127
Diem, Patrick #83

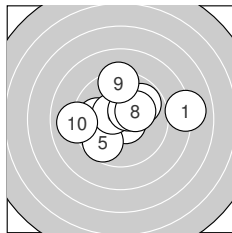
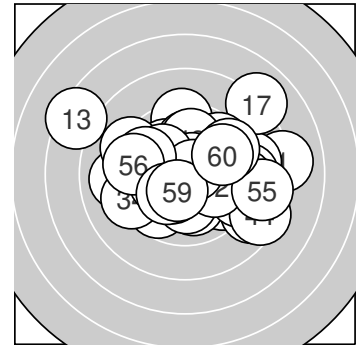
Männer
Competition

StartNr: 75
02.12.2023 12:03
AUT

QF – Schütze hat sich fürs Finale qualifiziert



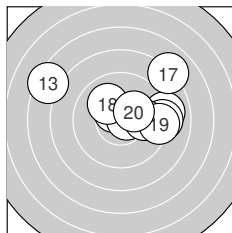
Ergebnis: **590.6** (565)
 Serien: 97.6 94.2 100.4 99.2 100.2 99.0
 Zähler: 32 22 5 1 0 0 0 0 0 0
 Innenezehner: 25
 Weitestе: 896 (13.), 736 (17.), 721 (1.)
 beste Teiler: 29.4 (51.), 33.3 (33.), 49.0 (45.)
 Trefferlage: 0.54 mm rechts, 0.22 mm hoch
 Streuwert: 2.34, horizontal: 2.87, vertikal: 1.67



Serie 1: 97.6 (93)

8.1 →	10.7* ↘	9.9 ←	9.8 ↗	9.7 ↙
10.5* ↖	10.4* ↗	10.2* ↗	9.3 ↑	9.0 ←

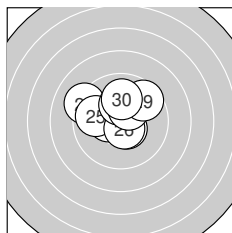
beste Teiler: 69.6 (2.), 108.7 (6.), 126.9 (7.)
 Trefferlage: 0.19 mm rechts, 0.59 mm hoch
 Streuwert: 2.57, horizontal: 3.22, vertikal: 1.66



Serie 2: 94.2 (91)

9.0 →	10.5* ↖	7.4 ↖	9.1 →	10.7* →
9.9 →	8.0 ↗	10.0 ↖	9.3 →	10.3* ↗

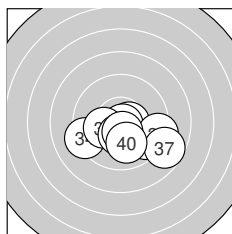
beste Teiler: 67.2 (15.), 113.0 (12.), 175.2 (20.)
 Trefferlage: 1.35 mm rechts, 1.35 mm hoch
 Streuwert: 3.15, horizontal: 4.04, vertikal: 1.86



Serie 3: 100.4 (96)

10.5* ↘	9.8 ↖	10.4* ←	9.2 ↖	9.8 ←
10.6* ↘	10.2* ↑	10.3* ↗	9.6 ↗	10.0 ↑

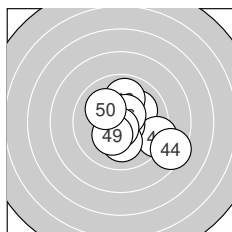
beste Teiler: 90.7 (26.), 106.5 (21.), 135.0 (23.)
 Trefferlage: 0.64 mm links, 0.95 mm hoch
 Streuwert: 1.66, horizontal: 2.01, vertikal: 1.20



Serie 4: 99.2 (95)

9.6 ↘	10.6* →	10.8* ↘	9.2 ←	10.2* ←
9.2 →	8.7 ↘	10.4* ↓	10.5* ↓	10.0 ↓

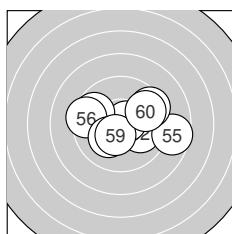
beste Teiler: 33.3 (33.), 94.0 (32.), 108.8 (39.)
 Trefferlage: 0.77 mm rechts, 1.33 mm tief
 Streuwert: 1.96, horizontal: 2.63, vertikal: 0.88



Serie 5: 100.2 (96)

10.1 ↗	9.2 ↘	9.9 ↑	8.4 ↘	10.8* ↘
10.6* ↗	10.1 ↓	10.7* ↓	10.3* ↙	10.1 ↖

beste Teiler: 49.0 (45.), 68.3 (48.), 95.1 (46.)
 Trefferlage: 1.00 mm rechts, 0.29 mm tief
 Streuwert: 2.00, horizontal: 2.21, vertikal: 1.77



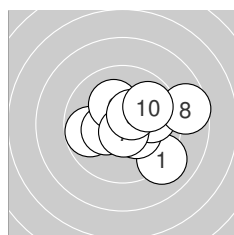
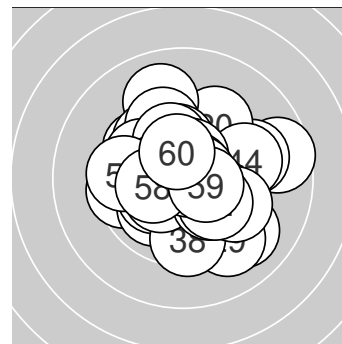
Serie 6: 99.0 (94)

10.8* ↙	10.0 ↘	10.7* →	9.7 ↖	8.6 →
9.4 ←	9.5 ↗	10.2* ↙	10.4* ↙	9.7 ↗

beste Teiler: 29.4 (51.), 68.4 (53.), 133.7 (59.)
 Trefferlage: 0.56 mm rechts, 0.06 mm hoch
 Streuwert: 2.24, horizontal: 2.92, vertikal: 1.21



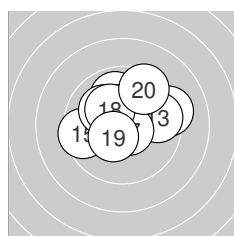
Ergebnis: **602.4** (576)
 Serien: 99.4 99.6 99.1 100.3 100.9 103.1
 Zähler: 37 22 1 0 0 0 0 0 0 0
 Innenezehner: 30
 Weitestе: 579 (8.), 475 (24.), 468 (1.)
 beste Teiler: 37.6 (53.), 68.7 (7.), 69.5 (17.)
 Trefferlage: 0.19 mm rechts, 0.30 mm hoch
 Streuwert: 1.81, horizontal: 2.02, vertikal: 1.58



Serie 1: 99.4 (94)

9.1 ↘	10.4* ↘	9.9 →	9.8 ←	10.3* ←
10.2* ↖	10.7* ↓	8.6 →	10.5* ↗	9.9 ↗

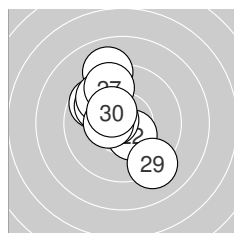
beste Teiler: 68.7 (7.), 118.1 (9.), 148.6 (2.)
 Trefferlage: 1.09 mm rechts, 0.03 mm hoch
 Streuwert: 2.07, horizontal: 2.52, vertikal: 1.49



Serie 2: 99.6 (95)

9.2 →	9.9 ↑	9.7 →	10.4* ↖	9.5 ←
10.1 ↖	10.7* ↘	10.2* ↖	10.4* ↗	9.5 ↗

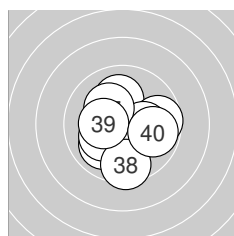
beste Teiler: 69.5 (17.), 131.5 (19.), 142.3 (14.)
 Trefferlage: 0.13 mm rechts, 0.96 mm hoch
 Streuwert: 1.90, horizontal: 2.31, vertikal: 1.38



Serie 3: 99.1 (94)

9.7 ↖	10.4* ↘	10.6* ←	9.1 ↑	9.9 ↖
9.8 ↖	9.6 ↑	10.4* ←	9.2 ↘	10.4* ↖

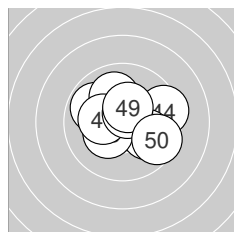
beste Teiler: 84.1 (23.), 126.0 (28.), 134.6 (22.)
 Trefferlage: 0.86 mm links, 0.99 mm hoch
 Streuwert: 1.94, horizontal: 1.54, vertikal: 2.28



Serie 4: 100.3 (97)

10.0 ↗	10.3* ↘	10.2* ↗	10.1 ↑	9.7 →
10.2* →	10.2* ↖	9.5 ↓	10.3* ←	9.8 →

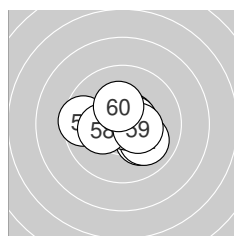
beste Teiler: 158.3 (32.), 170.0 (39.), 187.4 (36.)
 Trefferlage: 0.22 mm rechts, 0.47 mm tief
 Streuwert: 1.75, horizontal: 1.86, vertikal: 1.64



Serie 5: 100.9 (97)

9.9 ↖	10.4* →	10.0 ↑	9.4 →	10.0 ↘
10.3* ↗	10.3* ←	10.6* ↗	10.4* ↗	9.6 ↘

beste Teiler: 89.9 (48.), 139.1 (49.), 149.4 (42.)
 Trefferlage: 0.50 mm rechts, 0.35 mm hoch
 Streuwert: 1.70, horizontal: 2.07, vertikal: 1.23



Serie 6: 103.1 (99)

10.1 ↘	10.0 ↘	10.8* →	10.6* ↑	10.6* ↗
10.6* →	9.5 ←	10.2* ←	10.4* →	10.3* ↑

beste Teiler: 37.6 (53.), 78.0 (54.), 82.6 (55.)
 Trefferlage: 0.09 mm rechts, 0.03 mm tief
 Streuwert: 1.35, horizontal: 1.66, vertikal: 0.94

