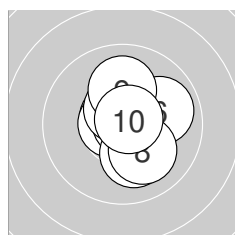
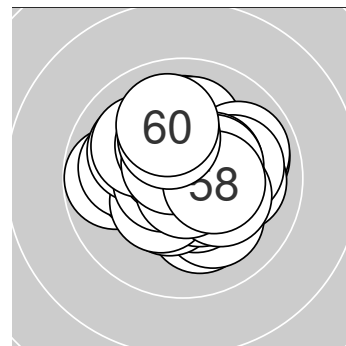


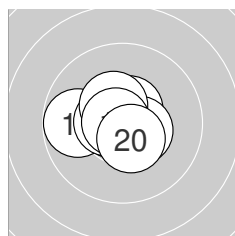
Ergebnis: **626.7** (597)
 Serien: 104.2 105.4 105.4 103.4^{OF} 105.0 103.3
 Zähler: 57 3 0 0 0 0 0 0 0 0
 Innenezehner: 47
 Weitestе: 295 (15.), 266 (40.), 258 (6.)
 beste Teiler: 26.5 (4.), 38.0 (22.), 41.4 (54.)
 Trefferlage: 0.09 mm rechts, 0.34 mm hoch
 Streuwert: 1.00, horizontal: 1.11, vertikal: 0.87



Serie 1: 104.2 (99)

10.7* ↘	10.7* ←	10.6* ↗	10.8* →	10.1 ↓
9.9 →	10.5* ↑	10.1 ↓	10.1 ↑	10.7* ↗

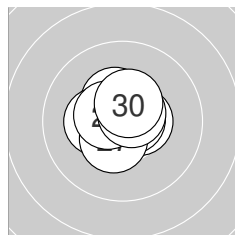
beste Teiler: 26.5 (4.), 51.2 (10.), 69.1 (2.)
 Trefferlage: 0.40 mm rechts, 0.20 mm hoch
 Streuwert: 1.10, horizontal: 0.94, vertikal: 1.23



Serie 2: 105.4 (99)

10.8* ←	10.8* ←	10.6* ↗	10.6* ↓	9.8 ←
10.6* ←	10.5* ↘	10.4* ↘	10.8* ←	10.5* ↓

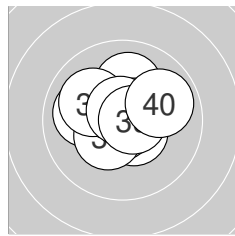
beste Teiler: 45.5 (19.), 49.0 (12.), 50.4 (11.)
 Trefferlage: 0.33 mm links, 0.01 mm tief
 Streuwert: 0.92, horizontal: 1.13, vertikal: 0.65



Serie 3: 105.4 (100)

10.5* →	10.8* ↓	10.4* ↖	10.7* ↗	10.3* ←
10.7* →	10.4* ↓	10.5* ↖	10.6* ↗	10.5* ↗

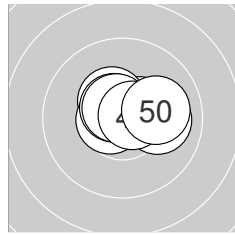
beste Teiler: 38.0 (22.), 57.0 (26.), 67.9 (24.)
 Trefferlage: 0.09 mm links, 0.25 mm hoch
 Streuwert: 0.77, horizontal: 0.83, vertikal: 0.72



Serie 4: 103.4 (99)

10.0 ←	10.5* ↓	10.8* ↓	10.3* ↗	10.1 ↑
10.4* ↗	10.0 ↖	10.7* ↑	10.7* →	9.9 →

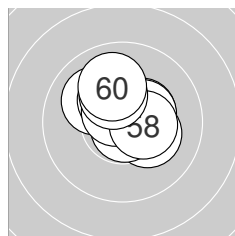
beste Teiler: 43.4 (33.), 64.5 (38.), 66.0 (39.)
 Trefferlage: 0.00 mm, 0.44 mm hoch
 Streuwert: 1.25, horizontal: 1.46, vertikal: 0.99



Serie 5: 105.0 (100)

10.8* ↗	10.0 →	10.7* ↗	10.5* →	10.4* ↖
10.6* ←	10.6* ↖	10.6* ↖	10.7* →	10.1 →

beste Teiler: 43.6 (41.), 63.7 (43.), 66.4 (49.)
 Trefferlage: 0.42 mm rechts, 0.42 mm hoch
 Streuwert: 0.85, horizontal: 1.14, vertikal: 0.38



Serie 6: 103.3 (100)

10.2* ↘	10.4* ↗	10.0 ↖	10.8* ↓	10.3* ↖
10.4* →	10.6* ↖	10.4* →	10.2* ↖	10.0 ↑

beste Teiler: 41.4 (54.), 80.4 (57.), 137.1 (58.)
 Trefferlage: 0.14 mm rechts, 0.74 mm hoch
 Streuwert: 1.09, horizontal: 1.17, vertikal: 0.99



ISSF AR Men

StandNr: 105

Rossiter, Jack #346

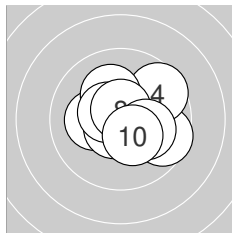
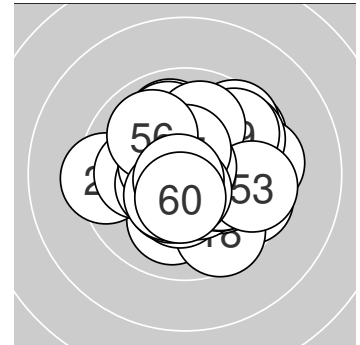
Männer
Competition

StartNr: 32
24.01.2023 11:37
AUS

QF

– Schütze hat sich fürs Finale qualifiziert

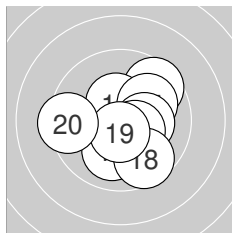
Ergebnis: **617.5** (590)
 Serien: 102.7 100.7 103.5 102.4 104.5 103.7
 Zähler: 50 10 0 0 0 0 0 0 0 0
 Innenezehner: 44
 Weitestе: 391 (20.), 371 (33.), 342 (13.)
 beste Teiler: 34.4 (43.), 41.8 (59.), 45.3 (54.)
 Trefferlage: 0.31 mm rechts, 0.21 mm hoch
 Streuwert: 1.33, horizontal: 1.46, vertikal: 1.18



Serie 1: 102.7 (98)

10.2* ←	9.6 →	10.7* ↘	9.6 ↗	10.2* ↖
10.6* ↙	10.5* ↖	10.7* ↑	10.2* →	10.4* ↘

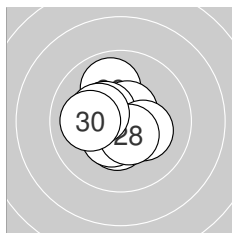
beste Teiler: 56.4 (3.), 72.0 (8.), 83.6 (6.)
 Trefferlage: 0.49 mm rechts, 0.07 mm hoch
 Streuwert: 1.43, horizontal: 1.66, vertikal: 1.15



Serie 2: 100.7 (97)

10.5* ↗	10.0 ↓	9.6 ↗	10.4* ↖	10.0 ↗
10.2* →	10.4* ↘	9.6 ↘	10.6* ↓	9.4 ←

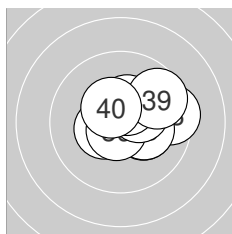
beste Teiler: 88.3 (19.), 114.8 (11.), 129.8 (14.)
 Trefferlage: 0.49 mm rechts, 0.15 mm tief
 Streuwert: 1.74, horizontal: 1.87, vertikal: 1.61



Serie 3: 103.5 (99)

10.7* ↘	9.9 ↑	10.6* ↗	10.4* ↓	10.4* ↖
10.4* ↙	10.2* ↘	10.5* ↘	10.3* ←	10.1 ←

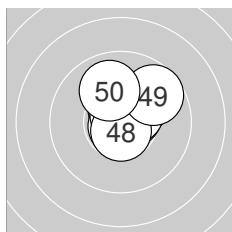
beste Teiler: 66.7 (21.), 89.3 (23.), 116.2 (28.)
 Trefferlage: 0.43 mm links, 0.07 mm hoch
 Streuwert: 1.15, horizontal: 1.14, vertikal: 1.17



Serie 4: 102.4 (98)

10.6* ←	10.2* →	9.5 →	10.4* ←	10.2* →
10.7* ↙	10.3* ↗	10.4* ↑	9.7 ↗	10.4* ↖

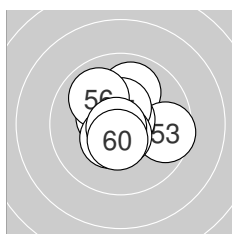
beste Teiler: 67.5 (36.), 98.0 (31.), 127.8 (40.)
 Trefferlage: 0.85 mm rechts, 0.27 mm hoch
 Streuwert: 1.32, horizontal: 1.65, vertikal: 0.89



Serie 5: 104.5 (99)

10.6* ↑	10.6* ↑	10.8* ↙	10.8* ↑	10.6* ↗
10.2* ↗	10.5* ↗	10.7* ↓	9.7 ↗	10.0 ↖


beste Teiler: 34.4 (43.), 49.0 (44.), 65.0 (48.)
 Trefferlage: 0.45 mm rechts, 0.79 mm hoch
 Streuwert: 0.92, horizontal: 0.93, vertikal: 0.92



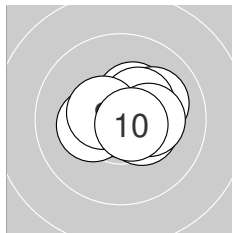
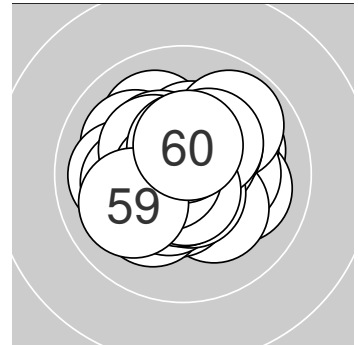
Serie 6: 103.7 (99)

10.0 ↑	10.5* ↖	9.6 →	10.8* ↗	10.5* ↑
10.0 ↘	10.4* ↙	10.6* ↓	10.8* ↖	10.5* ↓

beste Teiler: 41.8 (59.), 45.3 (54.), 84.2 (58.)
 Trefferlage: 0.04 mm rechts, 0.23 mm hoch
 Streuwert: 1.29, horizontal: 1.34, vertikal: 1.25



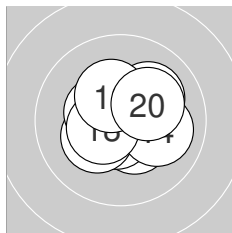
Ergebnis: **625.2** (599)
 Serien: 104.6 103.4 104.3 103.9^{OF} 104.2 104.8
 Zähler: 59 1 0 0 0 0 0 0 0 0
 Innenezehner: 52
 Weitestе: 274 (40.), 246 (46.), 233 (59.)
 beste Teiler: 27.6 (37.), 35.3 (2.), 39.3 (48.)
 Trefferlage: 0.05 mm links, 0.25 mm hoch
 Streuwert: 1.03, horizontal: 1.13, vertikal: 0.91



Serie 1: 104.6 (100)

10.7* →	10.8* ←	10.4* ↗	10.1 ↗	10.3* ←
10.4* ↗	10.4* ↘	10.3* →	10.5* ←	10.7* ↘

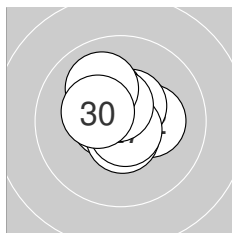
beste Teiler: 35.3 (2.), 52.0 (1.), 73.3 (10.)
 Trefferlage: 0.48 mm rechts, 0.22 mm hoch
 Streuwert: 0.95, horizontal: 1.18, vertikal: 0.64



Serie 2: 103.4 (100)

10.4* ↘	10.6* ↓	10.3* ↙	10.0 →	10.1 ↗
10.6* ←	10.4* ↖	10.5* ←	10.3* ↖	10.2* ↗

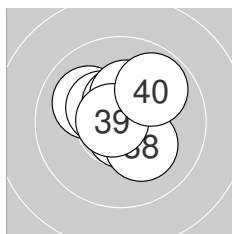
beste Teiler: 80.3 (12.), 95.4 (16.), 117.0 (18.)
 Trefferlage: 0.08 mm rechts, 0.03 mm hoch
 Streuwert: 1.19, horizontal: 1.38, vertikal: 0.97



Serie 3: 104.3 (100)

10.5* ↗	10.2* →	10.5* ↗	10.6* ←	10.3* ↖
10.6* ↓	10.7* ↘	10.6* ↑	10.0 ↖	10.3* ↖

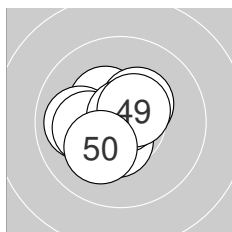
beste Teiler: 60.4 (27.), 76.0 (24.), 95.7 (26.)
 Trefferlage: 0.07 mm links, 0.52 mm hoch
 Streuwert: 0.95, horizontal: 0.98, vertikal: 0.91



Serie 4: 103.9 (99)

10.7* ↓	10.0 ↖	10.4* ↖	10.4* ↗	10.5* ↑
10.3* ↑	10.8* ←	10.2* ↘	10.7* ←	9.9 ↗

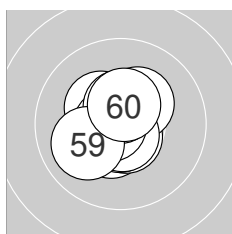
beste Teiler: 27.6 (37.), 52.1 (39.), 60.8 (31.)
 Trefferlage: 0.03 mm rechts, 0.60 mm hoch
 Streuwert: 1.08, horizontal: 1.11, vertikal: 1.04



Serie 5: 104.2 (100)

10.8* ↑	10.4* ↖	10.4* ↖	10.5* ↓	10.4* ↗
10.0 ←	10.2* ←	10.8* ↑	10.5* ↗	10.2* ↗


beste Teiler: 39.3 (48.), 44.4 (41.), 107.6 (49.)
 Trefferlage: 0.60 mm links, 0.13 mm hoch
 Streuwert: 1.04, horizontal: 1.15, vertikal: 0.91



Serie 6: 104.8 (100)

10.5* ↙	10.6* ↓	10.3* ↗	10.7* ↓	10.7* ↓
10.3* ↖	10.7* ←	10.5* ↑	10.0 ←	10.5* ↑

beste Teiler: 65.1 (57.), 68.0 (55.), 72.3 (54.)
 Trefferlage: 0.28 mm links, 0.00 mm
 Streuwert: 0.94, horizontal: 0.86, vertikal: 1.01



ISSF AR Men
StandNr: 110
Sulek, Stefan #348

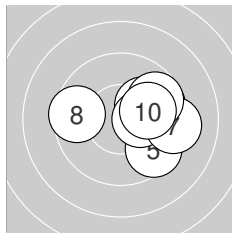
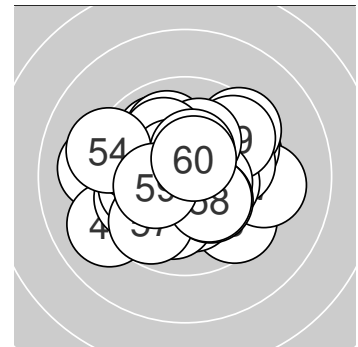
Männer
Competition

StartNr: 36
24.01.2023 12:03
Slovakia

QF

– Schütze hat sich fürs Finale qualifiziert

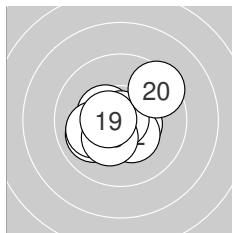
Ergebnis: **607.7** (583)
 Serien: 98.2 102.7 101.8 100.2 103.3 101.5
 Zähler: 43 17 0 0 0 0 0 0 0 0
 Innenezehner: 33
 Weitestе: 472 (40.), 451 (34.), 425 (54.)
 beste Teiler: 8.0 (14.), 19.7 (41.), 23.3 (44.)
 Trefferlage: 0.06 mm links, 0.09 mm hoch
 Streuwert: 1.66, horizontal: 1.97, vertikal: 1.26



Serie 1: 98.2 (94)

10.2* →	9.7 →	9.8 →	10.1 ↗	9.5 ↘
10.3* →	9.3 →	9.6 ←	9.7 ↗	10.0 →

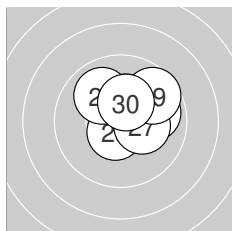
beste Teiler: 156.0 (6.), 176.2 (1.), 208.9 (4.)
 Trefferlage: 1.88 mm rechts, 0.06 mm hoch
 Streuwert: 1.66, horizontal: 2.02, vertikal: 1.19



Serie 2: 102.7 (99)

10.5* →	10.4* ↘	10.4* ↖	10.9* ↑	10.0 ↙
10.0 ↙	10.1 ↙	10.3* ↘	10.6* ←	9.5 ↗

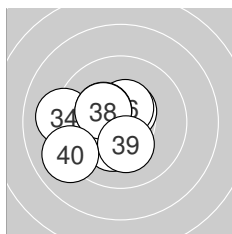
beste Teiler: 8.0 (14.), 97.2 (19.), 110.1 (11.)
 Trefferlage: 0.45 mm links, 0.25 mm tief
 Streuwert: 1.41, horizontal: 1.64, vertikal: 1.14



Serie 3: 101.8 (97)

9.9 →	10.3* ↑	10.2* ↗	10.7* ↗	10.6* ↘
9.8 ↗	10.3* →	10.0 ↘	9.7 ↗	10.3* ↑

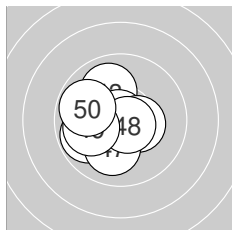
beste Teiler: 69.2 (24.), 94.8 (25.), 153.0 (22.)
 Trefferlage: 1.00 mm rechts, 0.95 mm hoch
 Streuwert: 1.17, horizontal: 1.33, vertikal: 0.99



Serie 4: 100.2 (97)

10.6* ↙	9.4 ↙	10.5* ↗	9.1 ←	10.2* ↘
10.5* ↑	10.3* ↖	10.3* ↖	10.2* ↓	9.1 ↙

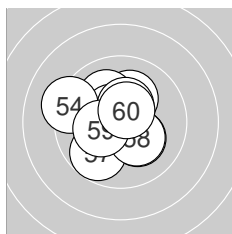
beste Teiler: 98.2 (31.), 105.4 (33.), 118.9 (36.)
 Trefferlage: 1.48 mm links, 0.35 mm tief
 Streuwert: 1.65, horizontal: 1.90, vertikal: 1.36



Serie 5: 103.3 (98)

10.9* ↙	10.7* ←	10.0 ↘	10.9* ↖	10.4* →
9.8 ↙	10.1 ↓	10.7* ↘	10.0 ←	9.8 ↖


beste Teiler: 19.7 (41.), 23.3 (44.), 62.2 (42.)
 Trefferlage: 0.82 mm links, 0.12 mm tief
 Streuwert: 1.26, horizontal: 1.33, vertikal: 1.18



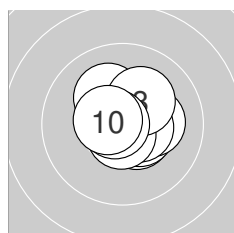
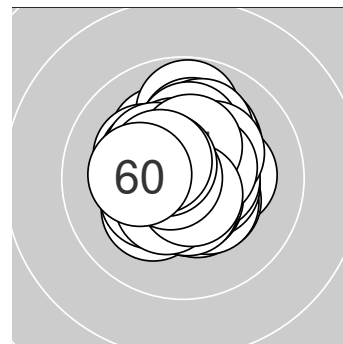
Serie 6: 101.5 (98)

10.2* ↑	10.1 ↘	10.5* ↖	9.3 ←	10.4* ↑
10.2* ↘	9.8 ↘	10.2* ↘	10.3* ←	10.5* ↑

beste Teiler: 102.6 (53.), 103.7 (60.), 134.7 (55.)
 Trefferlage: 0.49 mm links, 0.26 mm hoch
 Streuwert: 1.60, horizontal: 1.68, vertikal: 1.51



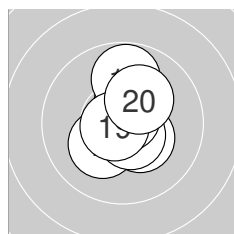
Ergebnis: **627.1** (599)
 Serien: 104.7 103.7 103.4 105.6^{OF} 105.0 104.7
 Zähler: 59 1 0 0 0 0 0 0 0 0
 Innenezehner: 56
 Weitest: 287 (18.), 220 (42.), 213 (28.)
 beste Teiler: 46.0 (17.), 50.0 (9.), 54.0 (57.)
 Trefferlage: 0.08 mm rechts, 0.35 mm hoch
 Streuwert: 0.93, horizontal: 0.85, vertikal: 1.01



Serie 1: 104.7 (100)

10.5* ↘	10.5* ↘	10.5* →	10.2* ↖	10.2* →
10.5* →	10.7* ↓	10.2* ↗	10.8* ←	10.6* ←

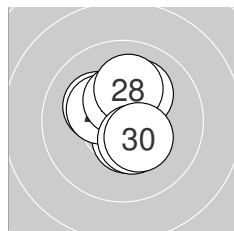
beste Teiler: 50.0 (9.), 67.4 (7.), 99.7 (10.)
 Trefferlage: 0.46 mm rechts, 0.15 mm hoch
 Streuwert: 0.92, horizontal: 0.99, vertikal: 0.84



Serie 2: 103.7 (99)

10.3* ↑	10.3* ↑	10.4* ↘	10.4* ↑	10.2* ↗
10.6* ↘	10.8* ↑	9.8 ↑	10.7* ←	10.2* ↗

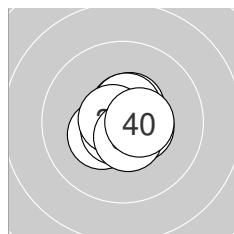
beste Teiler: 46.0 (17.), 55.7 (19.), 94.0 (16.)
 Trefferlage: 0.29 mm rechts, 0.57 mm hoch
 Streuwert: 1.09, horizontal: 0.73, vertikal: 1.36



Serie 3: 103.4 (100)

10.3* ↑	10.2* ↖	10.7* ↖	10.1 ↗	10.5* ↓
10.3* ↖	10.4* ↑	10.1 ↑	10.4* ↓	10.4* ↘

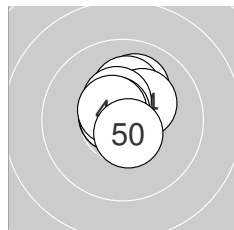
beste Teiler: 73.2 (23.), 115.7 (25.), 134.1 (29.)
 Trefferlage: 0.04 mm links, 0.55 mm hoch
 Streuwert: 1.10, horizontal: 0.94, vertikal: 1.25



Serie 4: 105.6 (100)

10.5* ↘	10.7* →	10.5* ↗	10.6* ↑	10.3* ↗
10.6* ↑	10.7* ↗	10.7* ←	10.5* ↓	10.5* →

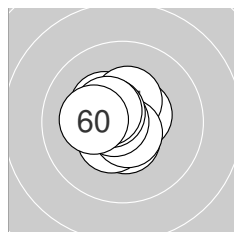
beste Teiler: 61.6 (32.), 66.7 (38.), 70.0 (37.)
 Trefferlage: 0.15 mm rechts, 0.04 mm hoch
 Streuwert: 0.74, horizontal: 0.77, vertikal: 0.71



Serie 5: 105.0 (100)

10.7* ↘	10.1 ↑	10.2* ↑	10.3* ↗	10.4* ↑
10.7* ←	10.7* ←	10.7* ↖	10.6* ↖	10.6* ↓

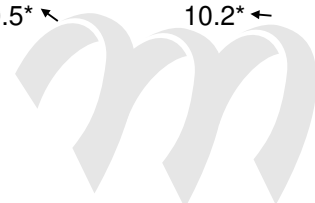
beste Teiler: 56.7 (41.), 60.0 (47.), 64.8 (46.)
 Trefferlage: 0.03 mm rechts, 0.66 mm hoch
 Streuwert: 0.82, horizontal: 0.68, vertikal: 0.94



Serie 6: 104.7 (100)

10.3* ↖	10.5* ↓	10.5* →	10.4* ↑	10.4* ↗
10.6* ↓	10.7* ←	10.6* ↖	10.5* ↖	10.2* ←

beste Teiler: 54.0 (57.), 78.7 (56.), 97.8 (58.)
 Trefferlage: 0.42 mm links, 0.14 mm hoch
 Streuwert: 0.86, horizontal: 0.86, vertikal: 0.86



ISSF AR Men
StandNr: 112
Jany, Patrik #349

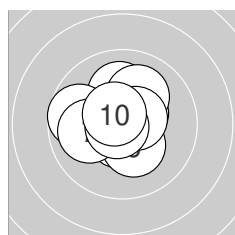
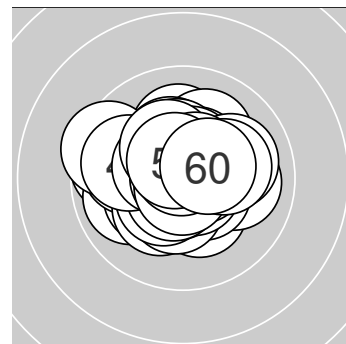
Männer
Competition

StartNr: 38
24.01.2023 11:50
Slovakia

QF

– Schütze hat sich fürs Finale qualifiziert

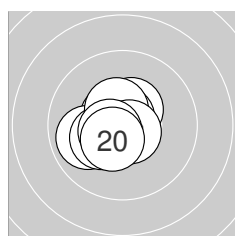
Ergebnis: **627.3** (595)
 Serien: 103.3 105.0 104.0 105.2 103.9 105.9
 Zähler: 55 5 0 0 0 0 0 0 0 0
 Innenzehner: 50
 Weitestе: 372 (42.), 308 (3.), 262 (47.)
 beste Teiler: 16.4 (54.), 24.0 (50.), 38.0 (53.)
 Trefferlage: 0.23 mm links, 0.27 mm hoch
 Streuwert: 1.01, horizontal: 1.17, vertikal: 0.83



Serie 1: 103.3 (99)

10.5* ↗	10.1 ↑	9.7 ←	10.1 ↗	10.6* ↓
10.3* ↘	10.0 ←	10.6* →	10.8* ←	10.6* ↘

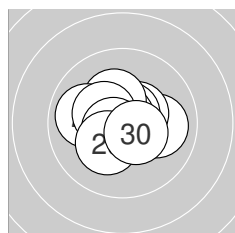
beste Teiler: 43.4 (9.), 87.0 (5.), 92.4 (10.)
 Trefferlage: 0.30 mm links, 0.36 mm hoch
 Streuwert: 1.28, horizontal: 1.40, vertikal: 1.14



Serie 2: 105.0 (99)

10.5* ↗	10.7* ↑	10.6* ↘	9.9 ←	10.7* ↓
10.3* ↖	10.5* ↖	10.7* ↘	10.6* ←	10.5* ↓

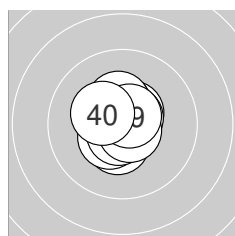
beste Teiler: 53.0 (12.), 56.4 (15.), 66.4 (18.)
 Trefferlage: 0.59 mm links, 0.08 mm tief
 Streuwert: 0.86, horizontal: 0.91, vertikal: 0.82



Serie 3: 104.0 (99)

10.0 →	10.5* ↗	10.7* ↗	10.8* ↑	10.3* ↖
9.9 ←	10.4* ↘	10.6* ↖	10.3* ↓	10.5* ↘

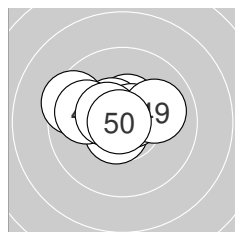
beste Teiler: 41.1 (24.), 75.2 (23.), 78.4 (28.)
 Trefferlage: 0.14 mm links, 0.18 mm hoch
 Streuwert: 1.15, horizontal: 1.38, vertikal: 0.85



Serie 4: 105.2 (100)

10.5* ↗	10.4* ↓	10.4* ↖	10.4* ↑	10.7* ↗
10.7* ↓	10.7* ↘	10.4* ↑	10.7* ↗	10.3* ↖

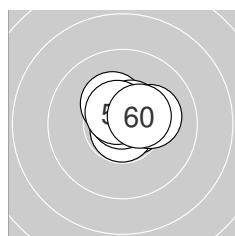
beste Teiler: 65.8 (37.), 71.1 (36.), 74.5 (39.)
 Trefferlage: 0.11 mm links, 0.19 mm hoch
 Streuwert: 0.83, horizontal: 0.69, vertikal: 0.96



Serie 5: 103.9 (98)

10.5* ↗	9.5 ↖	10.8* ←	10.5* ↘	10.6* ↓
10.7* ↗	9.9 ↖	10.5* ↘	10.0 →	10.9* ←


beste Teiler: 24.0 (50.), 41.0 (43.), 75.8 (46.)
 Trefferlage: 0.57 mm links, 0.51 mm hoch
 Streuwert: 1.20, horizontal: 1.59, vertikal: 0.60



Serie 6: 105.9 (100)

10.3* ↘	10.5* ↗	10.8* ↑	10.9* ↓	10.6* →
10.8* ↓	10.2* →	10.8* ↑	10.6* ↘	10.4* →

beste Teiler: 16.4 (54.), 38.0 (53.), 42.1 (56.)
 Trefferlage: 0.31 mm rechts, 0.45 mm hoch
 Streuwert: 0.67, horizontal: 0.79, vertikal: 0.53



ISSF AR Men

StandNr: 113

Sherry, Timothy #350

Männer

Competition

StartNr: 39

24.01.2023 12:05

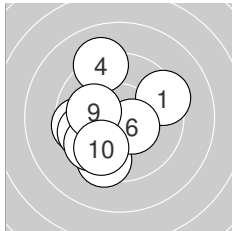
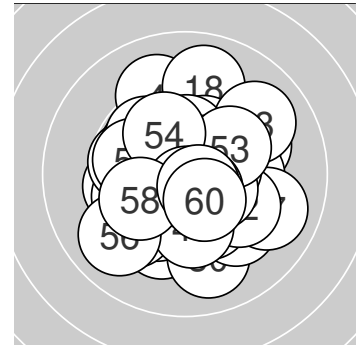
USA

QF

- Schütze hat sich fürs Finale qualifiziert

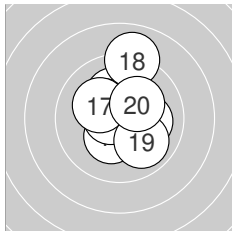


Ergebnis: **598.4** (571)
 Serien: 97.6 101.1 98.1 98.5 101.4 101.7
 Zähler: 31 29 0 0 0 0 0 0 0 0
 Innenezehner: 26
 Weitestе: 486 (18.), 484 (56.), 482 (37.)
 beste Teiler: 11.0 (44.), 43.1 (33.), 46.0 (22.)
 Trefferlage: 0.21 mm rechts, 0.22 mm tief
 Streuwert: 1.94, horizontal: 2.05, vertikal: 1.83



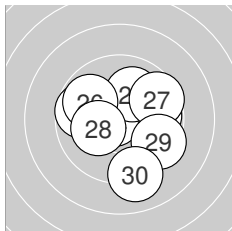
Serie 1: 97.6 (93)

9.4 → 9.6 ← 10.3* ↙ 9.1 ↖ 9.5 ↓
 10.4* ↘ 9.7 ← 9.7 ↘ 10.1 ← 9.8 ↓
 beste Teiler: 127.2 (6.), 163.2 (3.), 215.1 (9.)
 Trefferlage: 1.15 mm links, 0.54 mm tief
 Streuwert: 2.12, horizontal: 2.02, vertikal: 2.22



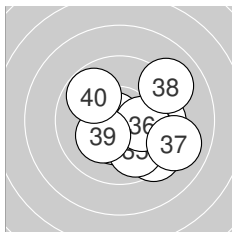
Serie 2: 101.1 (98)

10.2* ↑ 10.2* ↘ 10.1 → 10.3* ↓ 10.3* ↘
 10.7* ← 10.2* ↘ 9.0 ↑ 9.9 ↘ 10.2* ↗
 beste Teiler: 73.6 (16.), 159.6 (15.), 161.9 (14.)
 Trefferlage: 0.30 mm rechts, 0.55 mm hoch
 Streuwert: 1.67, horizontal: 1.40, vertikal: 1.91



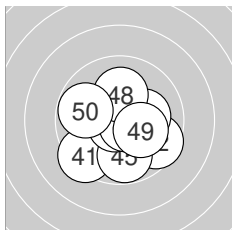
Serie 3: 98.1 (93)

9.8 → 10.8* ← 9.6 → 9.7 ← 10.0 ↑
 9.8 ↘ 9.6 → 10.2* ← 9.5 ↘ 9.1 ↓
 beste Teiler: 46.0 (22.), 188.6 (28.), 227.6 (25.)
 Trefferlage: 0.66 mm rechts, 0.04 mm hoch
 Streuwert: 2.21, horizontal: 2.41, vertikal: 1.99



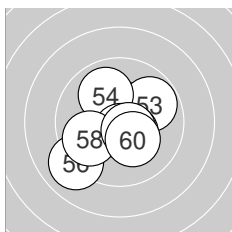
Serie 4: 98.5 (94)

9.4 ↘ 9.7 → 10.8* ← 10.4* ↓ 9.9 ↓
 10.2* → 9.0 ↘ 9.1 ↗ 10.2* ↙ 9.8 ↘
 beste Teiler: 43.1 (33.), 144.6 (34.), 183.9 (39.)
 Trefferlage: 1.30 mm rechts, 0.52 mm tief
 Streuwert: 2.06, horizontal: 2.27, vertikal: 1.81




Serie 5: 101.4 (96)

9.4 ↙ 9.6 ↘ 10.2* → 10.9* → 9.8 ↓
 10.7* ↙ 10.7* ↘ 10.1 ↑ 10.2* ↘ 9.8 ←
 beste Teiler: 11.0 (44.), 51.6 (46.), 62.9 (47.)
 Trefferlage: 0.17 mm rechts, 0.57 mm tief
 Streuwert: 1.72, horizontal: 1.87, vertikal: 1.56

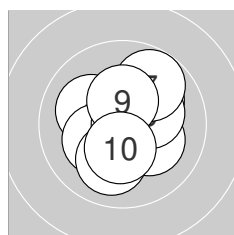
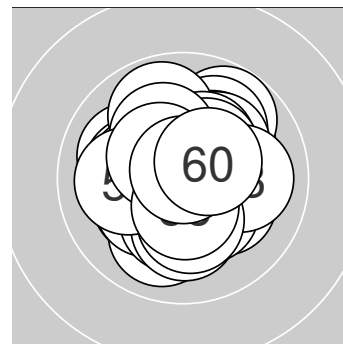


Serie 6: 101.7 (97)

10.4* ↗ 10.7* ↗ 9.8 → 10.0 ↖ 10.5* ↘
 9.0 ↙ 10.7* ↓ 9.8 ← 10.6* ↘ 10.2* ↘
 beste Teiler: 60.6 (52.), 73.6 (57.), 98.4 (59.)
 Trefferlage: 0.04 mm links, 0.31 mm tief
 Streuwert: 1.72, horizontal: 1.82, vertikal: 1.61



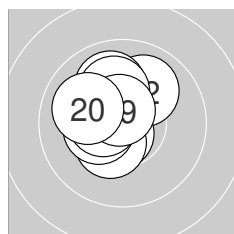
Ergebnis: **621.5** (598)
 Serien: 102.2 103.3 104.1 103.8 104.4 103.7
 Zähler: 58 2 0 0 0 0 0 0 0 0
 Innenzehner: 46
 Weitester: 295 (7.), 275 (31.), 244 (24.)
 beste Teiler: 13.1 (54.), 25.2 (28.), 28.0 (3.)
 Trefferlage: 0.08 mm links, 0.14 mm hoch
 Streuwert: 1.16, horizontal: 1.12, vertikal: 1.19



Serie 1: 102.2 (99)

10.1 ↖	10.2* ↙	10.8* →	10.1 ↗	10.2* ↘
10.2* ↗	9.8 ↗	10.0 ↓	10.4* ↑	10.4* ↓

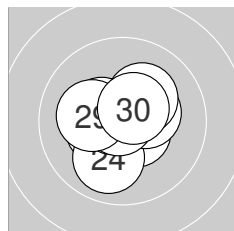
beste Teiler: 28.0 (3.), 147.0 (9.), 148.7 (10.)
 Trefferlage: 0.25 mm rechts, 0.13 mm hoch
 Streuwert: 1.44, horizontal: 1.38, vertikal: 1.50



Serie 2: 103.3 (100)

10.7* ↖	10.0 ↗	10.7* ↓	10.0 ↖	10.4* ↙
10.1 ↖	10.3* ←	10.5* ←	10.6* ↖	10.0 ↖

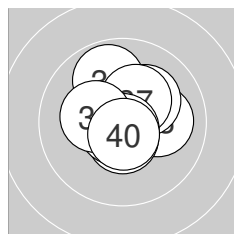
beste Teiler: 59.5 (11.), 70.7 (13.), 83.4 (19.)
 Trefferlage: 0.66 mm links, 0.62 mm hoch
 Streuwert: 1.06, horizontal: 0.91, vertikal: 1.20



Serie 3: 104.1 (100)

10.5* ↘	10.4* ←	10.4* ←	10.0 ↓	10.3* →
10.2* ↗	10.7* ←	10.9* ←	10.2* ←	10.5* ↗

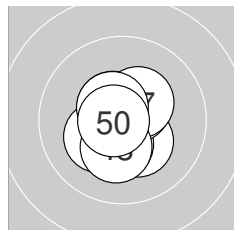
beste Teiler: 25.2 (28.), 60.8 (27.), 101.6 (21.)
 Trefferlage: 0.21 mm links, 0.03 mm hoch
 Streuwert: 1.10, horizontal: 1.18, vertikal: 1.01



Serie 4: 103.8 (99)

9.9 ↖	10.3* ↗	10.1 →	10.6* ↓	10.7* ↙
10.2* ↗	10.3* ↗	10.8* ↓	10.3* ←	10.6* ↓

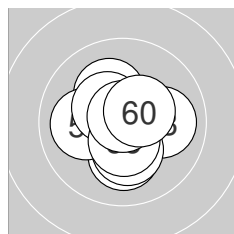
beste Teiler: 46.1 (38.), 64.5 (35.), 76.2 (40.)
 Trefferlage: 0.25 mm rechts, 0.44 mm hoch
 Streuwert: 1.16, horizontal: 1.14, vertikal: 1.17



Serie 5: 104.4 (100)

10.7* ↓	10.2* ↙	10.5* ↖	10.3* ↘	10.3* ↓
10.5* ↗	10.4* ↗	10.3* ↓	10.5* ↖	10.7* ←

beste Teiler: 57.2 (50.), 66.0 (41.), 101.6 (49.)
 Trefferlage: 0.13 mm links, 0.27 mm tief
 Streuwert: 0.96, horizontal: 0.80, vertikal: 1.10



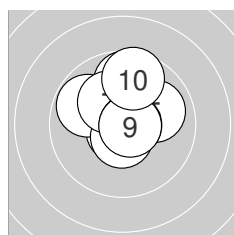
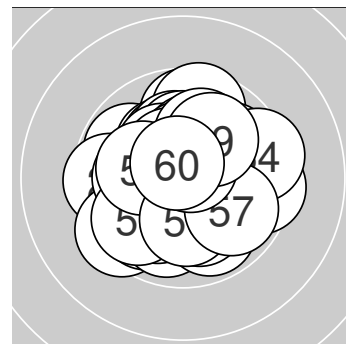
Serie 6: 103.7 (100)

10.2* ↖	10.1 ↓	10.0 →	10.9* ↑	10.3* ↓
10.0 ←	10.4* ↖	10.5* ↓	10.8* ↑	10.5* ↗

beste Teiler: 13.1 (54.), 35.0 (59.), 116.3 (58.)
 Trefferlage: 0.01 mm links, 0.12 mm tief
 Streuwert: 1.21, horizontal: 1.23, vertikal: 1.19



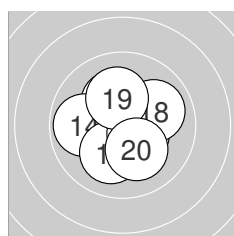
Ergebnis: **612.0** (585)
 Serien: 102.3 103.0 100.6 101.6 103.0 101.5
 Zähler: 45 15 0 0 0 0 0 0 0 0
 Innenezehner: 35
 Weitester: 382 (24.), 374 (54.), 366 (41.)
 beste Teiler: 55.1 (9.), 56.3 (8.), 60.4 (1.)
 Trefferlage: 0.01 mm links, 0.05 mm hoch
 Streuwert: 1.48, horizontal: 1.51, vertikal: 1.45



Serie 1: 102.3 (97)

10.7* ↙ 10.3* ↘ 9.8 ↘ 10.6* ↓ 10.0 →
 9.7 ↑ 10.2* ↘ 10.7* → 10.7* → 9.6 ↑

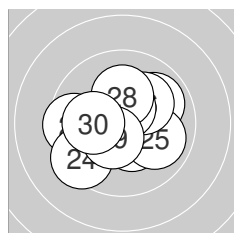
beste Teiler: 55.1 (9.), 56.3 (8.), 60.4 (1.)
 Trefferlage: 0.05 mm links, 0.99 mm hoch
 Streuwert: 1.34, horizontal: 1.27, vertikal: 1.41



Serie 2: 103.0 (99)

10.7* ↘ 10.2* ↘ 10.6* ↘ 9.9 ← 10.7* →
 10.1 ↙ 10.4* ↘ 10.0 → 10.2* ↑ 10.2* ↘

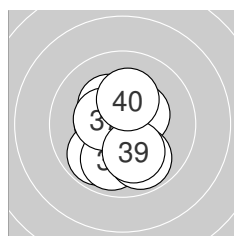
beste Teiler: 62.0 (15.), 63.0 (11.), 87.6 (13.)
 Trefferlage: 0.06 mm links, 0.15 mm hoch
 Streuwert: 1.33, horizontal: 1.37, vertikal: 1.30



Serie 3: 100.6 (96)

9.9 ↗ 9.6 ← 10.4* ↘ 9.4 ↙ 9.9 ↘
 10.1 ↗ 10.5* ↑ 10.2* ↑ 10.5* ↙ 10.1 ←

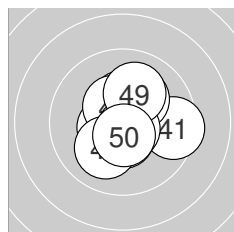
beste Teiler: 108.9 (27.), 125.6 (29.), 139.1 (23.)
 Trefferlage: 0.24 mm links, 0.00 mm
 Streuwert: 1.77, horizontal: 2.05, vertikal: 1.44



Serie 4: 101.6 (97)

10.4* ↗ 10.5* ← 10.0 ↙ 10.3* ↘ 9.9 ↙
 9.9 ↙ 10.4* ← 9.9 ↘ 10.1 ↘ 10.2* ↑

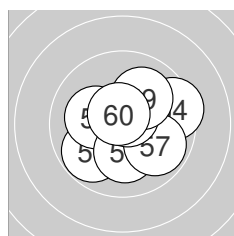
beste Teiler: 121.0 (32.), 133.9 (37.), 134.1 (31.)
 Trefferlage: 0.39 mm links, 0.68 mm tief
 Streuwert: 1.44, horizontal: 1.17, vertikal: 1.67



Serie 5: 103.0 (99)

9.5 → 10.2* ↗ 10.4* ↑ 10.5* ← 10.5* ↓
 10.4* ↘ 10.7* ↘ 10.1 ↙ 10.1 ↑ 10.6* ↓

beste Teiler: 65.1 (47.), 95.5 (50.), 108.0 (45.)
 Trefferlage: 0.33 mm rechts, 0.11 mm hoch
 Streuwert: 1.36, horizontal: 1.38, vertikal: 1.34



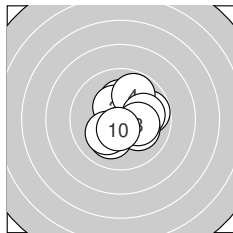
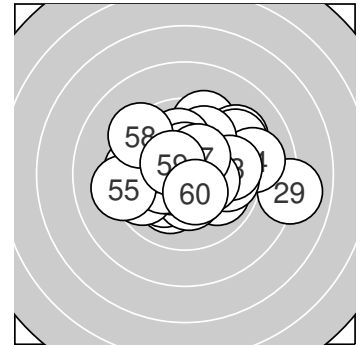
Serie 6: 101.5 (97)

10.3* ↘ 10.3* ↙ 9.8 ↙ 9.5 → 10.2* ←
 10.2* ↓ 9.9 ↘ 10.7* ↗ 10.0 ↗ 10.6* ↑

beste Teiler: 71.3 (58.), 77.2 (60.), 151.4 (52.)
 Trefferlage: 0.37 mm rechts, 0.22 mm tief
 Streuwert: 1.61, horizontal: 1.84, vertikal: 1.35



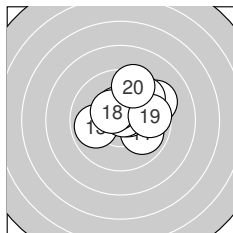
Ergebnis: **603.4** (579)
 Serien: 101.3 100.1 99.0 103.1 99.1 100.8
 Zähler: 40 19 1 0 0 0 0 0 0 0
 Innenezehner: 32
 Weitester: 734 (29.), 476 (44.), 434 (55.)
 beste Teiler: 61.0 (15.), 65.1 (36.), 68.9 (39.)
 Trefferlage: 0.48 mm rechts, 0.58 mm hoch
 Streuwert: 1.73, horizontal: 2.10, vertikal: 1.26



Serie 1: 101.3 (98)

10.2* ↑	9.8 →	10.4* ↘	9.8 ↗	10.0 →
10.1 ↙	10.1 ↘	10.2* →	10.2* ↙	10.5* ↓

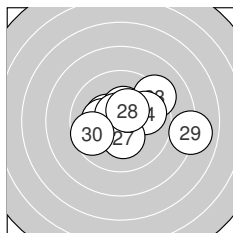
beste Teiler: 105.2 (10.), 143.1 (3.), 186.0 (1.)
 Trefferlage: 0.68 mm rechts, 0.10 mm hoch
 Streuwert: 1.50, horizontal: 1.53, vertikal: 1.48



Serie 2: 100.1 (94)

9.9 ↘	10.6* ↗	9.9 ←	9.3 →	10.7* ↗
10.4* ↑	9.6 ↗	10.5* ↘	9.7 →	9.5 ↑

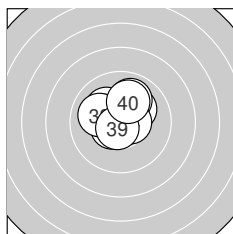
beste Teiler: 61.0 (15.), 95.1 (12.), 125.8 (18.)
 Trefferlage: 0.99 mm rechts, 0.93 mm hoch
 Streuwert: 1.67, horizontal: 1.91, vertikal: 1.39



Serie 3: 99.0 (95)

10.3* ↖	10.4* ↑	9.2 ↗	9.9 →	10.2* ←
10.6* ↘	10.3* ↓	10.4* ↗	8.0 →	9.7 ↖

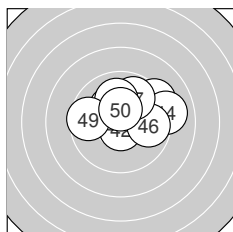
beste Teiler: 79.0 (26.), 132.3 (28.), 139.0 (22.)
 Trefferlage: 0.79 mm rechts, 0.30 mm hoch
 Streuwert: 2.30, horizontal: 2.98, vertikal: 1.32



Serie 4: 103.1 (100)

10.1 ↗	10.2* ↘	10.0 ↗	10.6* →	10.5* ↖
10.7* ↘	10.2* ↖	10.0 ↖	10.7* ↙	10.1 ↑

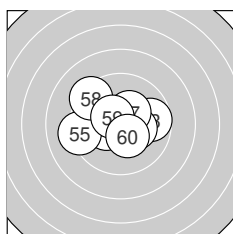
beste Teiler: 65.1 (36.), 68.9 (39.), 97.0 (34.)
 Trefferlage: 0.29 mm links, 0.77 mm hoch
 Streuwert: 1.17, horizontal: 1.31, vertikal: 1.01



Serie 5: 99.1 (95)

9.3 ↗	10.7* ↓	10.2* ↘	9.0 →	10.3* ↑
9.8 →	9.8 ↗	10.0 ↑	9.6 ←	10.4* ↑

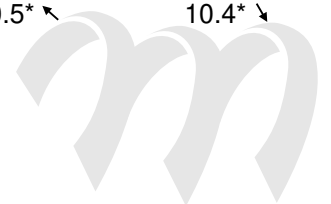
beste Teiler: 72.0 (42.), 133.0 (50.), 158.5 (45.)
 Trefferlage: 0.79 mm rechts, 1.15 mm hoch
 Streuwert: 1.84, horizontal: 2.36, vertikal: 1.10



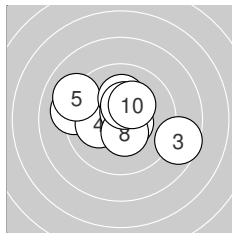
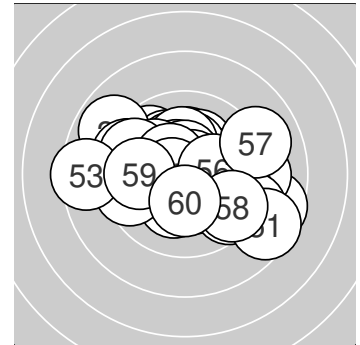
Serie 6: 100.8 (97)

10.3* ←	10.3* →	9.7 →	10.5* →	9.2 ←
10.3* →	10.3* ↗	9.3 ↘	10.5* ↖	10.4* ↘

beste Teiler: 105.0 (54.), 113.3 (59.), 143.3 (60.)
 Trefferlage: 0.07 mm links, 0.24 mm hoch
 Streuwert: 1.81, horizontal: 2.28, vertikal: 1.15



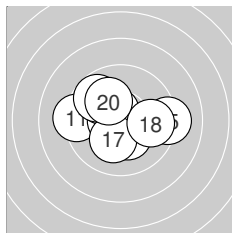
Ergebnis: **601.3** (576)
 Serien: 99.6 99.8 102.0 101.7 101.7 96.5
 Zähler: 40 16 4 0 0 0 0 0 0 0
 Innenezehner: 34
 Weitester: 623 (53.), 596 (51.), 582 (3.)
 beste Teiler: 52.3 (29.), 68.6 (45.), 72.6 (7.)
 Trefferlage: 0.41 mm links, 0.38 mm hoch
 Streuwert: 1.93, horizontal: 2.40, vertikal: 1.29



Serie 1: 99.6 (96)

9.2 ←	10.6* →	8.6 →	10.1 ←	9.1 ↖
10.2* ↑	10.7* ↗	10.4* ↓	10.4* ↑	10.3* ↗

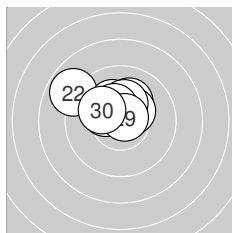
beste Teiler: 72.6 (7.), 93.0 (2.), 130.9 (8.)
 Trefferlage: 0.20 mm links, 0.41 mm hoch
 Streuwert: 2.24, horizontal: 2.84, vertikal: 1.38



Serie 2: 99.8 (96)

9.3 ←	10.6* ←	10.3* ↓	10.6* ↖	9.2 →
10.0 ↖	10.2* ↘	9.8 →	9.7 ↖	10.1 ↖

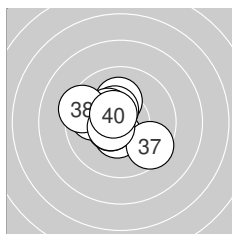
beste Teiler: 90.2 (12.), 98.1 (14.), 165.6 (13.)
 Trefferlage: 0.33 mm links, 0.30 mm hoch
 Streuwert: 1.99, horizontal: 2.48, vertikal: 1.34



Serie 3: 102.0 (98)

10.1 ↗	8.9 ↖	10.6* ↗	10.4* ↗	10.2* ↖
10.3* ↑	10.4* ↖	10.3* ↖	10.7* ↗	10.1 ↖

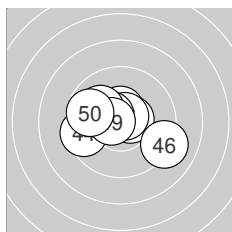
beste Teiler: 52.3 (29.), 84.3 (23.), 143.6 (24.)
 Trefferlage: 0.61 mm links, 1.32 mm hoch
 Streuwert: 1.26, horizontal: 1.65, vertikal: 0.68



Serie 4: 101.7 (97)

10.2* ↑	10.5* ↓	10.4* ↖	10.3* ↖	10.5* ↖
9.9 ←	9.5 ↖	9.4 ←	10.5* ↖	10.5* ↖

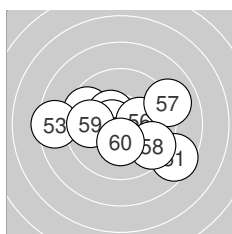
beste Teiler: 101.1 (40.), 101.5 (39.), 106.4 (35.)
 Trefferlage: 0.82 mm links, 0.23 mm hoch
 Streuwert: 1.48, horizontal: 1.66, vertikal: 1.28



Serie 5: 101.7 (97)

10.5* ↖	10.6* →	10.5* ↑	9.5 ←	10.7* ↗
9.1 →	10.5* ↖	10.0 ↖	10.6* ←	9.7 ↖

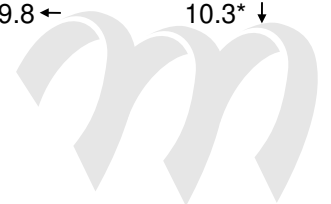
beste Teiler: 68.6 (45.), 86.2 (49.), 95.3 (42.)
 Trefferlage: 0.55 mm links, 0.24 mm hoch
 Streuwert: 1.69, horizontal: 2.15, vertikal: 1.05



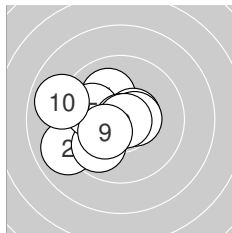
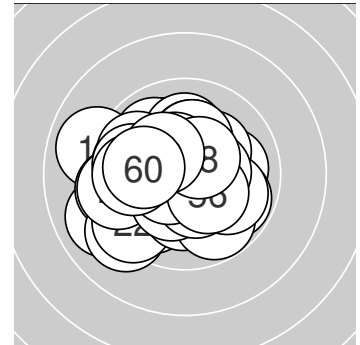
Serie 6: 96.5 (92)

8.6 →	9.6 ↖	8.5 ←	10.4* ↖	10.6* ←
10.2* →	9.0 ↗	9.5 →	9.8 ←	10.3* ↓

beste Teiler: 82.0 (55.), 133.6 (54.), 169.0 (60.)
 Trefferlage: 0.02 mm rechts, 0.23 mm tief
 Streuwert: 2.78, horizontal: 3.59, vertikal: 1.60



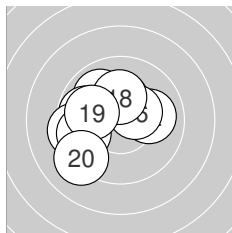
Ergebnis: **609.7** (581)
 Serien: 100.8 98.9 101.1 104.1 101.5 103.3
 Zähler: 42 17 1 0 0 0 0 0 0 0
 Innenezehner: 34
 Weitestе: 504 (10.), 490 (2.), 448 (20.)
 beste Teiler: 14.8 (27.), 15.6 (6.), 35.4 (8.)
 Trefferlage: 0.68 mm links, 0.00 mm
 Streuwert: 1.54, horizontal: 1.79, vertikal: 1.25



Serie 1: 100.8 (96)

10.1 ↘	9.0 ↙	9.8 ↘	10.5* →	10.0 ↖
10.9* ↘	10.5* →	10.8* →	10.3* ↙	8.9 ↖

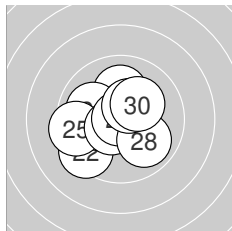
beste Teiler: 15.6 (6.), 35.4 (8.), 107.2 (4.)
 Trefferlage: 1.30 mm links, 0.13 mm tief
 Streuwert: 1.77, horizontal: 2.08, vertikal: 1.38



Serie 2: 98.9 (95)

9.9 ↘	10.0 →	10.3* ↑	9.8 ↖	9.4 ↖
10.4* →	9.7 ↙	10.2* ↑	10.0 ↖	9.2 ↙

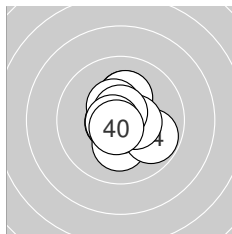
beste Teiler: 136.5 (16.), 165.2 (13.), 190.2 (18.)
 Trefferlage: 1.34 mm links, 0.26 mm hoch
 Streuwert: 1.85, horizontal: 2.09, vertikal: 1.57



Serie 3: 101.1 (97)

10.1 ↑	9.4 ↙	10.2* ←	10.0 ↖	9.5 ↖
10.5* ↙	10.9* ↖	9.9 ↘	10.4* ↑	10.2* ↗

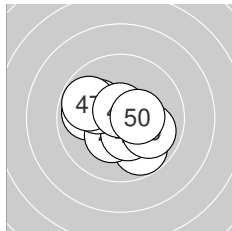
beste Teiler: 14.8 (27.), 101.1 (26.), 129.0 (29.)
 Trefferlage: 0.75 mm links, 0.07 mm tief
 Streuwert: 1.67, horizontal: 1.86, vertikal: 1.46



Serie 4: 104.1 (99)

10.7* ←	10.2* ↑	10.2* ↓	9.8 ↘	10.2* ↑
10.4* ↘	10.5* →	10.7* ↑	10.7* ←	10.7* ↙

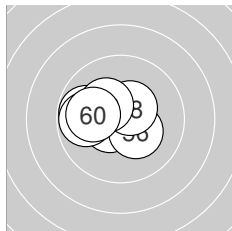
beste Teiler: 64.0 (38.), 68.1 (39.), 68.6 (40.)
 Trefferlage: 0.19 mm rechts, 0.10 mm hoch
 Streuwert: 1.13, horizontal: 0.99, vertikal: 1.26



Serie 5: 101.5 (96)

10.2* ↘	9.9 ↖	9.8 ↘	10.3* ↙	10.4* ↘
10.1 ↖	9.8 ↖	10.7* ↑	9.9 ↘	10.4* →


beste Teiler: 64.1 (48.), 139.4 (50.), 139.5 (45.)
 Trefferlage: 0.01 mm links, 0.36 mm tief
 Streuwert: 1.56, horizontal: 1.86, vertikal: 1.20



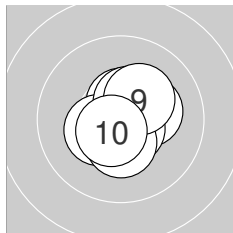
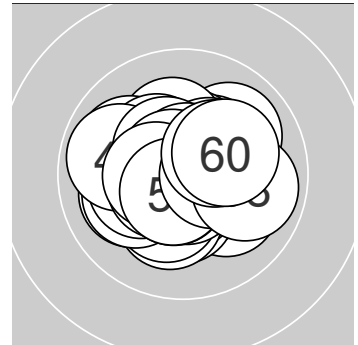
Serie 6: 103.3 (98)

10.6* ←	10.6* ↙	10.7* ↑	9.8 ↖	10.7* ↑
10.3* ↘	9.8 ↖	10.5* ↗	10.3* ↖	10.0 ↖

beste Teiler: 58.2 (53.), 62.0 (55.), 100.2 (51.)
 Trefferlage: 0.88 mm links, 0.22 mm hoch
 Streuwert: 1.13, horizontal: 1.44, vertikal: 0.67



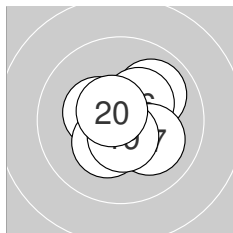
Ergebnis: **626.2** (598)
 Serien: 105.1 104.2 104.4 103.9 104.3 104.3
 Zähler: 58 2 0 0 0 0 0 0 0 0
 Innenezehner: 52
 Weitestе: 273 (49.), 265 (58.), 249 (12.)
 beste Teiler: 32.6 (46.), 52.0 (23.), 52.0 (43.)
 Trefferlage: 0.00 mm , 0.01 mm hoch
 Streuwert: 1.01, horizontal: 1.13, vertikal: 0.87



Serie 1: 105.1 (100)

10.7* →	10.3* →	10.6* ↑	10.4* ←	10.7* ↗
10.6* ↘	10.5* ↗	10.4* ↓	10.3* ↗	10.6* ↘

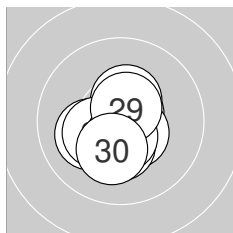
beste Teiler: 53.0 (1.), 62.8 (5.), 80.6 (6.)
 Trefferlage: 0.31 mm rechts, 0.07 mm hoch
 Streuwert: 0.88, horizontal: 0.84, vertikal: 0.91



Serie 2: 104.2 (100)

10.6* ↘	10.0 ↗	10.4* ←	10.7* ↗	10.7* →
10.3* ↗	10.1 ↘	10.3* ↘	10.5* ↓	10.6* ↘

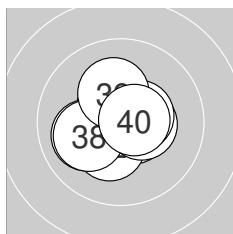
beste Teiler: 57.4 (15.), 69.7 (14.), 79.9 (20.)
 Trefferlage: 0.37 mm rechts, 0.00 mm
 Streuwert: 1.06, horizontal: 1.09, vertikal: 1.02



Serie 3: 104.4 (100)

10.7* ↗	10.4* ↑	10.7* ↗	10.5* ↘	10.1 ←
10.3* ←	10.3* ↓	10.6* ↓	10.6* ↑	10.2* ↓

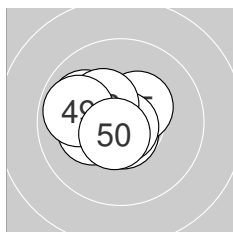
beste Teiler: 52.0 (23.), 67.1 (21.), 90.0 (29.)
 Trefferlage: 0.15 mm links, 0.34 mm tief
 Streuwert: 0.96, horizontal: 0.88, vertikal: 1.03



Serie 4: 103.9 (100)

10.6* ↘	10.3* ↘	10.5* ↘	10.7* ↗	10.0 ←
10.4* →	10.5* →	10.1 ←	10.2* ↑	10.6* →

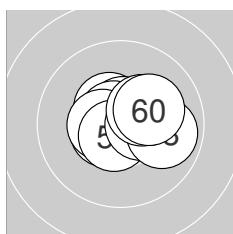
beste Teiler: 68.0 (34.), 86.3 (31.), 86.9 (40.)
 Trefferlage: 0.11 mm links, 0.01 mm tief
 Streuwert: 1.10, horizontal: 1.25, vertikal: 0.94



Serie 5: 104.3 (99)

10.0 ↖	10.7* ↓	10.7* ←	10.7* ←	10.4* ↗
10.8* ↘	10.2* ←	10.3* ↘	9.9 ←	10.6* ↘

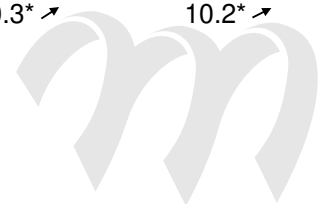
beste Teiler: 32.6 (46.), 52.0 (43.), 62.0 (44.)
 Trefferlage: 0.78 mm links, 0.16 mm hoch
 Streuwert: 0.97, horizontal: 1.15, vertikal: 0.73



Serie 6: 104.3 (99)

10.5* ←	10.5* ↘	10.7* ↑	10.7* ↘	10.5* ←
10.6* ↘	10.4* →	9.9 →	10.3* ↗	10.2* ↗

beste Teiler: 64.3 (54.), 75.5 (53.), 83.7 (56.)
 Trefferlage: 0.35 mm rechts, 0.21 mm hoch
 Streuwert: 1.03, horizontal: 1.30, vertikal: 0.66



ISSF AR Men

StandNr: 121

Muske, Brandon #352

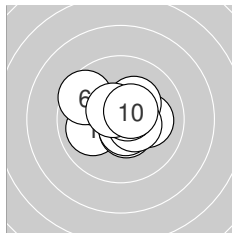
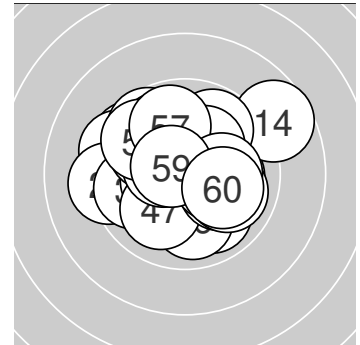
Männer
Competition

StartNr: 46
24.01.2023 11:52
USA

QF

- Schütze hat sich fürs Finale qualifiziert

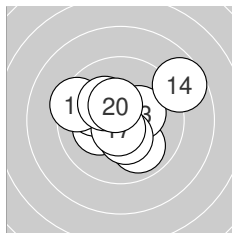
Ergebnis: **609.8** (586)
 Serien: 103.4 100.2 101.5 102.2 101.2 101.3
 Zähler: 47 12 1 0 0 0 0 0 0 0
 Innenezehner: 32
 Weitester: 567 (14.), 422 (26.), 382 (18.)
 beste Teiler: 55.9 (27.), 64.1 (22.), 72.5 (17.)
 Trefferlage: 0.13 mm links, 0.33 mm hoch
 Streuwert: 1.54, horizontal: 1.74, vertikal: 1.30



Serie 1: 103.4 (99)

10.0 ←	10.1 →	10.5* ↘	10.3* ↗	10.6* ↘
9.6 ↖	10.5* ↗	10.7* ↗	10.6* ↖	10.5* ↗

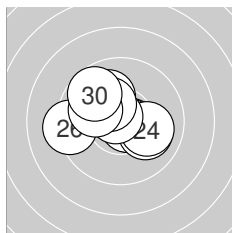
beste Teiler: 73.2 (8.), 86.8 (5.), 96.5 (9.)
 Trefferlage: 0.08 mm rechts, 0.19 mm hoch
 Streuwert: 1.30, horizontal: 1.58, vertikal: 0.94



Serie 2: 100.2 (96)

9.9 ↘	10.2* ←	10.3* →	8.7 ↗	10.0 ↖
10.4* ↘	10.7* ↓	9.4 ↖	10.2* ↖	10.4* ↑

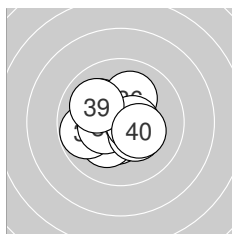
beste Teiler: 72.5 (17.), 130.6 (20.), 146.4 (16.)
 Trefferlage: 0.11 mm links, 0.35 mm hoch
 Streuwert: 1.99, horizontal: 2.37, vertikal: 1.52



Serie 3: 101.5 (98)

10.6* ↗	10.7* ↗	10.1 ↗	10.0 →	10.1 ↖
9.3 ←	10.7* ↖	10.3* ↖	10.0 ↖	9.7 ↖

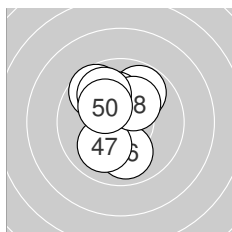
beste Teiler: 55.9 (27.), 64.1 (22.), 88.6 (21.)
 Trefferlage: 0.52 mm links, 0.41 mm hoch
 Streuwert: 1.63, horizontal: 1.99, vertikal: 1.16



Serie 4: 102.2 (99)

10.4* ↓	10.2* ↗	9.8 ←	10.1 ↖	10.4* ←
10.1 ↑	10.3* ↗	10.6* →	10.0 ↖	10.3* ↗

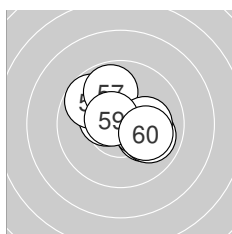
beste Teiler: 99.1 (38.), 127.8 (31.), 136.1 (35.)
 Trefferlage: 0.47 mm links, 0.10 mm tief
 Streuwert: 1.38, horizontal: 1.52, vertikal: 1.22



Serie 5: 101.2 (97)

9.8 ↗	10.6* ↖	9.7 ↖	10.2* ↑	10.6* ↖
10.0 ↓	10.0 ↗	10.2* ↗	9.9 ↖	10.2* ↖

beste Teiler: 83.8 (42.), 88.1 (45.), 183.1 (50.)
 Trefferlage: 0.45 mm links, 0.89 mm hoch
 Streuwert: 1.48, horizontal: 1.15, vertikal: 1.76



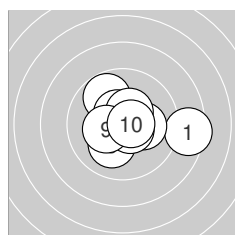
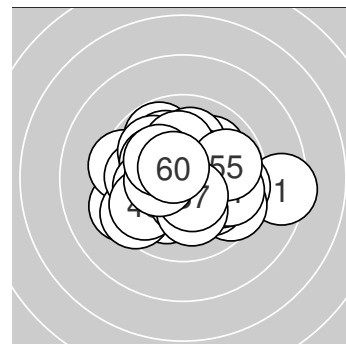
Serie 6: 101.3 (97)

10.1 ↗	10.3* →	9.9 ↗	10.3* →	10.4* ↖
9.7 ↖	9.8 ↑	10.1 →	10.6* ↖	10.1 →

beste Teiler: 86.4 (59.), 126.5 (55.), 160.1 (52.)
 Trefferlage: 0.64 mm rechts, 0.24 mm hoch
 Streuwert: 1.48, horizontal: 1.73, vertikal: 1.19



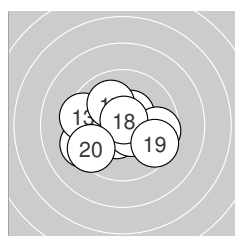
Ergebnis: **612.5** (584)
 Serien: 101.6 99.6 102.6 102.7 102.9 103.1
 Zähler: 45 14 1 0 0 0 0 0 0 0
 Innenzehner: 36
 Weitester: 623 (1.), 407 (11.), 379 (13.)
 beste Teiler: 39.4 (54.), 41.0 (38.), 50.4 (18.)
 Trefferlage: 0.15 mm rechts, 0.06 mm hoch
 Streuwert: 1.53, horizontal: 1.85, vertikal: 1.11



Serie 1: 101.6 (97)

8.5 →	10.2* →	10.6* ↑	9.8 ↘	10.1 ↙
10.6* ↘	10.5* ↘	10.4* ↗	10.3* ←	10.6* →

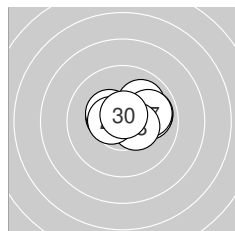
beste Teiler: 79.1 (10.), 88.2 (6.), 95.5 (3.)
 Trefferlage: 0.56 mm rechts, 0.19 mm hoch
 Streuwert: 1.83, horizontal: 2.27, vertikal: 1.24



Serie 2: 99.6 (95)

9.3 ←	10.5* ↙	9.4 ←	10.5* ↘	10.4* ↗
9.6 →	10.0 ↘	10.8* ↑	9.6 ↘	9.5 ↙

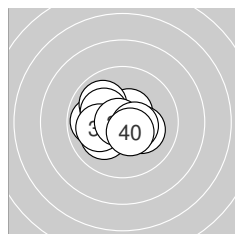
beste Teiler: 50.4 (18.), 107.3 (12.), 108.5 (14.)
 Trefferlage: 0.40 mm links, 0.34 mm tief
 Streuwert: 2.03, horizontal: 2.51, vertikal: 1.38



Serie 3: 102.6 (98)

10.4* ↖	10.4* ↖	9.9 →	10.4* →	10.0 →
10.0 ↗	9.9 →	10.4* ↘	10.5* ←	10.7* ↑

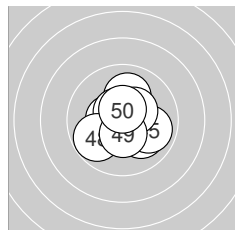
beste Teiler: 61.0 (30.), 106.3 (29.), 131.2 (21.)
 Trefferlage: 0.82 mm rechts, 0.54 mm hoch
 Streuwert: 1.17, horizontal: 1.56, vertikal: 0.55



Serie 4: 102.7 (98)

10.5* ↗	10.1 ↙	9.9 ←	10.2* ↘	9.9 ↘
10.2* ↖	10.1 ←	10.8* ←	10.5* →	10.5* ↘

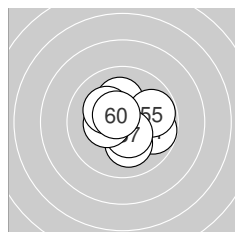
beste Teiler: 41.0 (38.), 107.6 (31.), 116.2 (40.)
 Trefferlage: 0.64 mm links, 0.01 mm tief
 Streuwert: 1.31, horizontal: 1.59, vertikal: 0.94



Serie 5: 102.9 (98)

10.1 ↘	10.5* ←	10.1 ↑	10.6* ↗	9.9 ↘
10.6* ↘	10.4* ↗	9.8 ↙	10.4* ↓	10.5* ↑

beste Teiler: 94.3 (46.), 100.3 (44.), 102.0 (50.)
 Trefferlage: 0.24 mm rechts, 0.03 mm hoch
 Streuwert: 1.34, horizontal: 1.42, vertikal: 1.27



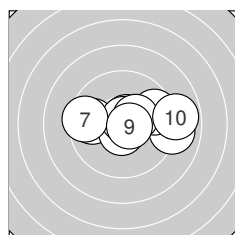
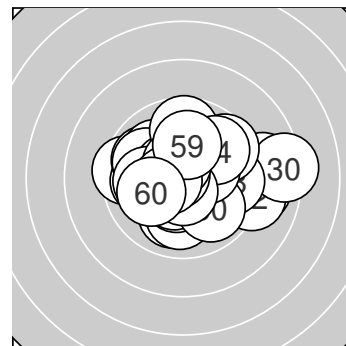
Serie 6: 103.1 (98)

9.8 →	10.2* ↑	10.7* ↘	10.8* ↘	9.8 →
10.1 ↓	10.5* ↘	10.4* ←	10.2* ↖	10.6* ↘

beste Teiler: 39.4 (54.), 71.7 (53.), 90.6 (60.)
 Trefferlage: 0.37 mm rechts, 0.01 mm tief
 Streuwert: 1.35, horizontal: 1.49, vertikal: 1.18



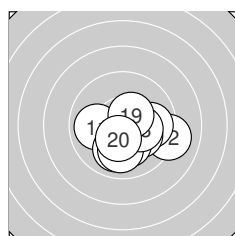
Ergebnis: **609.4** (582)
 Serien: 99.9 100.4 101.8 102.1 102.3 102.9
 Zähler: 44 14 2 0 0 0 0 0 0 0
 Innenezehner: 35
 Weitester: 665 (30.), 525 (10.), 488 (2.)
 beste Teiler: 35.3 (28.), 46.3 (27.), 49.2 (6.)
 Trefferlage: 0.55 mm rechts, 0.21 mm hoch
 Streuwert: 1.62, horizontal: 2.01, vertikal: 1.09



Serie 1: 99.9 (94)

10.6* ↗	9.0 →	9.6 →	9.8 ←	10.6* ↓
10.8* ↑	9.5 ←	10.4* ↗	10.7* →	8.9 →

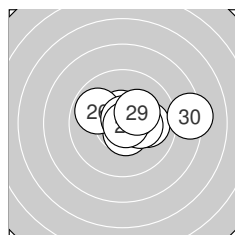
beste Teiler: 49.2 (6.), 69.1 (9.), 76.1 (1.)
 Trefferlage: 0.88 mm rechts, 0.28 mm hoch
 Streuwert: 2.12, horizontal: 2.92, vertikal: 0.64



Serie 2: 100.4 (97)

9.9 ←	9.1 →	9.9 →	10.2* ↘	10.0 ↓
10.2* ↓	10.0 ↓	10.3* →	10.4* ↗	10.4* ↓

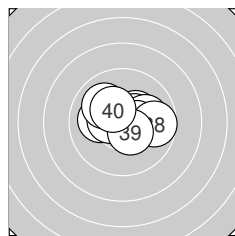
beste Teiler: 127.7 (19.), 136.3 (20.), 175.7 (18.)
 Trefferlage: 0.81 mm rechts, 0.96 mm tief
 Streuwert: 1.58, horizontal: 1.96, vertikal: 1.08



Serie 3: 101.8 (97)

10.6* ↓	10.3* ↗	10.6* ↑	10.0 →	10.3* →
9.9 ↖	10.8* ↑	10.8* ↘	10.2* ↗	8.3 →

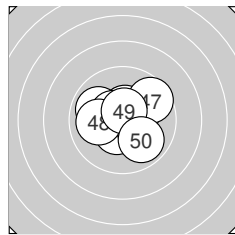
beste Teiler: 35.3 (28.), 46.3 (27.), 99.2 (21.)
 Trefferlage: 1.17 mm rechts, 0.39 mm hoch
 Streuwert: 1.73, horizontal: 2.33, vertikal: 0.72



Serie 4: 102.1 (99)

10.1 ←	10.3* ↗	10.4* →	10.0 →	10.4* →
10.4* ←	10.0 ↖	9.7 →	10.5* ↘	10.3* ↖

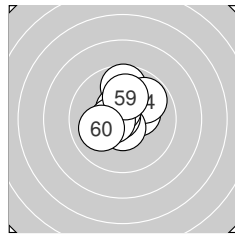
beste Teiler: 123.2 (39.), 126.1 (36.), 127.9 (33.)
 Trefferlage: 0.37 mm rechts, 0.38 mm hoch
 Streuwert: 1.37, horizontal: 1.79, vertikal: 0.74



Serie 5: 102.3 (97)

10.5* ↑	9.9 ↖	10.4* ↓	10.5* ↑	10.5* ↖
10.4* →	9.6 ↗	10.0 ←	10.6* ↑	9.9 ↘

beste Teiler: 91.2 (49.), 113.4 (41.), 114.2 (45.)
 Trefferlage: 0.02 mm rechts, 0.40 mm hoch
 Streuwert: 1.44, horizontal: 1.66, vertikal: 1.17



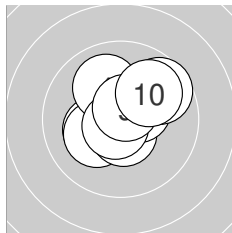
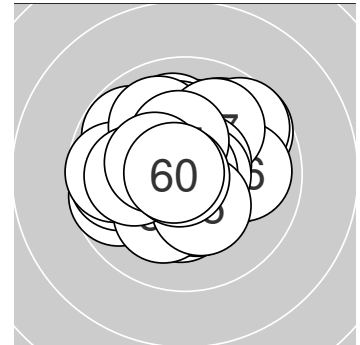
Serie 6: 102.9 (98)

10.5* ↑	9.7 ↑	10.3* →	9.8 ↗	10.6* ↓
10.7* ↖	10.5* ↖	10.6* ←	10.1 ↑	10.1 ←

beste Teiler: 54.1 (56.), 85.0 (55.), 100.9 (58.)
 Trefferlage: 0.03 mm rechts, 0.79 mm hoch
 Streuwert: 1.24, horizontal: 1.18, vertikal: 1.30



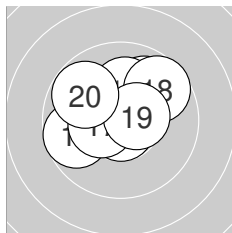
Ergebnis: **620.2** (591)
 Serien: 103.1 102.1 103.6 103.3 103.3 104.8
 Zähler: 51 9 0 0 0 0 0 0 0 0
 Innenezehner: 45
 Weitestе: 321 (7.), 319 (18.), 312 (41.)
 beste Teiler: 13.0 (53.), 27.3 (59.), 30.0 (3.)
 Trefferlage: 0.16 mm links, 0.44 mm hoch
 Streuwert: 1.20, horizontal: 1.33, vertikal: 1.04



Serie 1: 103.1 (98)

10.2* ←	10.2* ↙	10.8* ↑	10.0 ↘	10.6* ↓
10.4* ↗	9.7 ↗	10.7* ↘	10.6* ↑	9.9 ↘

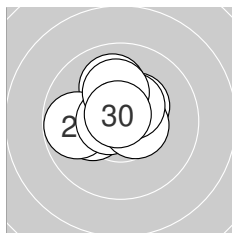
beste Teiler: 30.0 (3.), 56.2 (8.), 84.5 (9.)
 Trefferlage: 0.16 mm rechts, 0.44 mm hoch
 Streuwert: 1.31, horizontal: 1.41, vertikal: 1.19



Serie 2: 102.1 (96)

9.7 ←	10.7* ↓	9.9 ↗	10.8* ↘	10.5* ↗
10.1 ↑	10.4* ←	9.7 ↗	10.5* →	9.8 ↘

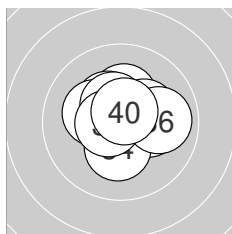
beste Teiler: 47.1 (14.), 51.0 (12.), 110.3 (19.)
 Trefferlage: 0.07 mm links, 0.77 mm hoch
 Streuwert: 1.45, horizontal: 1.70, vertikal: 1.15



Serie 3: 103.6 (99)

10.6* ↑	10.0 ↑	10.2* ←	10.4* ↗	9.8 ←
10.6* ←	10.5* →	10.5* ↗	10.2* ↑	10.8* ↘

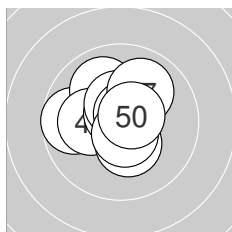
beste Teiler: 49.7 (30.), 76.0 (26.), 89.6 (21.)
 Trefferlage: 0.39 mm links, 0.66 mm hoch
 Streuwert: 1.10, horizontal: 1.25, vertikal: 0.93



Serie 4: 103.3 (99)

10.3* ↑	10.2* →	10.3* →	10.3* ↓	10.4* ↘
9.9 →	10.2* ↙	10.5* ↘	10.6* ←	10.6* ↑

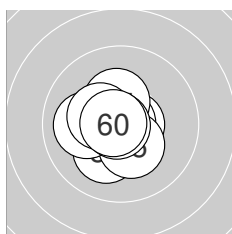
beste Teiler: 76.5 (40.), 83.3 (39.), 122.2 (38.)
 Trefferlage: 0.24 mm rechts, 0.42 mm hoch
 Streuwert: 1.16, horizontal: 1.35, vertikal: 0.94



Serie 5: 103.3 (99)

9.7 ←	10.0 ↘	10.2* ←	10.7* ↘	10.5* ↑
10.7* ↗	10.0 ↗	10.3* ↓	10.6* ↓	10.6* ↘

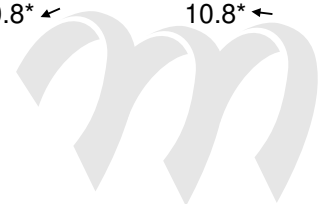
beste Teiler: 62.7 (44.), 70.0 (46.), 83.2 (49.)
 Trefferlage: 0.34 mm links, 0.48 mm hoch
 Streuwert: 1.25, horizontal: 1.37, vertikal: 1.12



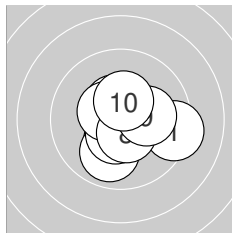
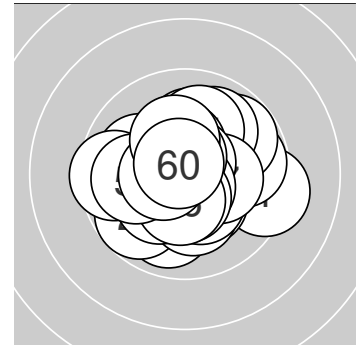
Serie 6: 104.8 (100)

10.7* →	10.4* ←	10.9* ↗	10.2* ↘	10.3* ↓
10.0 ←	10.3* ↑	10.4* ↙	10.8* ←	10.8* ←

beste Teiler: 13.0 (53.), 27.3 (59.), 49.3 (60.)
 Trefferlage: 0.54 mm links, 0.11 mm tief
 Streuwert: 0.93, horizontal: 0.96, vertikal: 0.90



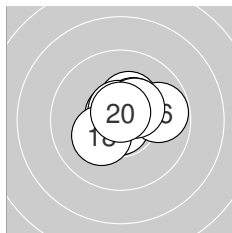
Ergebnis: **622.3** (593)
 Serien: 102.8 104.7 103.0 104.2^{OF} 103.5 104.1
 Zähler: 53 7 0 0 0 0 0 0 0 0
 Innenezehner: 49
 Weitester: 408 (1.), 352 (44.), 301 (26.)
 beste Teiler: 36.6 (15.), 44.4 (32.), 54.0 (2.)
 Trefferlage: 0.03 mm links, 0.10 mm hoch
 Streuwert: 1.17, horizontal: 1.23, vertikal: 1.10



Serie 1: 102.8 (98)

9.3 →	10.7* ↓	10.3* ↓	10.5* ↖	9.9 ↓
10.5* ↓	10.5* ↖	10.5* ↓	10.2* →	10.4* ↑

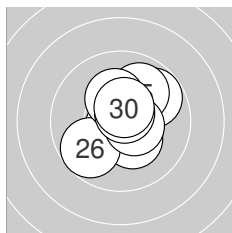
beste Teiler: 54.0 (2.), 110.1 (8.), 116.3 (6.)
 Trefferlage: 0.33 mm rechts, 0.42 mm tief
 Streuwert: 1.39, horizontal: 1.53, vertikal: 1.22



Serie 2: 104.7 (99)

10.3* ↑	10.4* ↗	10.7* ↘	10.7* ↙	10.8* ↓
9.8 →	10.7* ↑	10.2* ↙	10.4* ↗	10.7* ↑

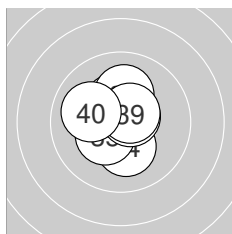
beste Teiler: 36.6 (15.), 56.2 (14.), 60.0 (20.)
 Trefferlage: 0.29 mm rechts, 0.36 mm hoch
 Streuwert: 0.98, horizontal: 1.15, vertikal: 0.77



Serie 3: 103.0 (97)

9.8 ↗	10.7* ↙	10.3* ↘	10.6* ↑	9.9 ↗
9.7 ↙	10.3* ↑	10.5* →	10.7* ↑	10.5* ↑

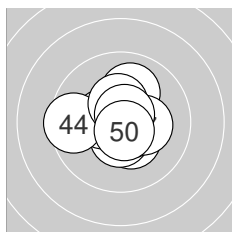
beste Teiler: 66.5 (22.), 67.0 (29.), 92.6 (24.)
 Trefferlage: 0.33 mm rechts, 0.39 mm hoch
 Streuwert: 1.32, horizontal: 1.25, vertikal: 1.38



Serie 4: 104.2 (100)

10.6* ↖	10.8* ↗	10.5* ↘	10.2* ↓	10.4* ↙
10.4* ↖	10.1 ↑	10.6* ↗	10.6* ↗	10.0 ↖

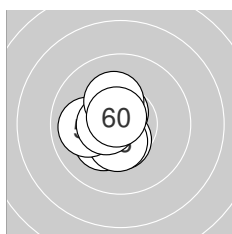
beste Teiler: 44.4 (32.), 83.7 (38.), 93.1 (31.)
 Trefferlage: 0.30 mm links, 0.39 mm hoch
 Streuwert: 1.03, horizontal: 0.96, vertikal: 1.10



Serie 5: 103.5 (99)

10.4* ↓	10.5* ↓	10.4* ←	9.5 ←	10.0 ↑
10.6* ↘	10.3* →	10.4* ↑	10.7* ↑	10.7* ↓


beste Teiler: 63.9 (49.), 69.4 (50.), 88.1 (46.)
 Trefferlage: 0.05 mm links, 0.06 mm hoch
 Streuwert: 1.27, horizontal: 1.44, vertikal: 1.08



Serie 6: 104.1 (100)

10.6* ←	10.6* ↑	10.5* ↓	10.2* ↙	10.4* ←
10.4* ↓	10.0 ←	10.5* ←	10.2* ↑	10.7* ↖

beste Teiler: 61.4 (60.), 85.7 (51.), 88.6 (52.)
 Trefferlage: 0.79 mm links, 0.16 mm tief
 Streuwert: 0.87, horizontal: 0.74, vertikal: 0.97



ISSF AR Men

StandNr: 129

Höllwarth, Michael #353

Männer

Competition

StartNr: 52

24.01.2023 12:03

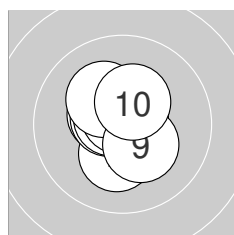
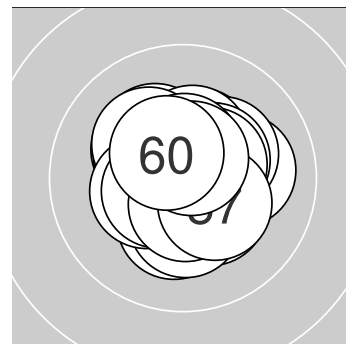
T – SG Aschau

QF

– Schütze hat sich fürs Finale qualifiziert



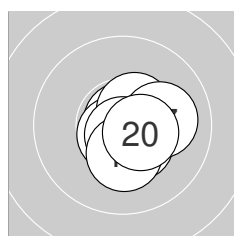
Ergebnis: **632.5** (600)
 Serien: 105.1 105.1 105.9 105.6^{OF} 105.3 105.5
 Zähler: 60 0 0 0 0 0 0 0 0 0
 Innenezehner: 59
 Weitest: 221 (17.), 188 (45.), 183 (8.)
 beste Teiler: 12.6 (29.), 23.1 (52.), 27.2 (11.)
 Trefferlage: 0.11 mm rechts, 0.19 mm hoch
 Streuwert: 0.79, horizontal: 0.78, vertikal: 0.80



Serie 1: 105.1 (100)

10.5* ↖	10.2* ↓	10.7* ↗	10.6* ↖	10.8* ↗
10.7* ↖	10.7* ↗	10.2* ↖	10.3* ↘	10.4* ↗

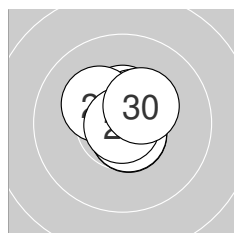
beste Teiler: 47.5 (5.), 54.7 (7.), 66.5 (3.)
 Trefferlage: 0.18 mm links, 0.25 mm hoch
 Streuwert: 0.88, horizontal: 0.74, vertikal: 0.99



Serie 2: 105.1 (100)

10.8* ↑	10.5* ↘	10.4* ↘	10.7* ↗	10.6* ↗
10.5* ↗	10.1 →	10.7* ↓	10.3* ↓	10.5* ↘

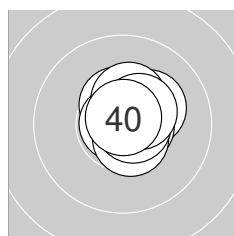
beste Teiler: 27.2 (11.), 57.0 (18.), 70.2 (14.)
 Trefferlage: 0.59 mm rechts, 0.30 mm tief
 Streuwert: 0.75, horizontal: 0.74, vertikal: 0.76



Serie 3: 105.9 (100)

10.5* ↖	10.7* ↘	10.5* ↑	10.7* ↖	10.5* ↗
10.7* ↘	10.8* ↑	10.2* ↖	10.9* ↓	10.4* ↗

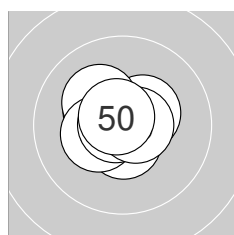
beste Teiler: 12.6 (29.), 46.0 (27.), 58.2 (24.)
 Trefferlage: 0.00 mm, 0.47 mm hoch
 Streuwert: 0.70, horizontal: 0.69, vertikal: 0.71



Serie 4: 105.6 (100)

10.5* ↗	10.5* ↗	10.2* ↗	10.8* ←	10.6* →
10.4* ↑	10.6* ↘	10.7* →	10.5* ↗	10.8* ↑

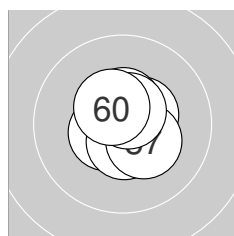
beste Teiler: 32.2 (34.), 39.3 (40.), 62.2 (38.)
 Trefferlage: 0.46 mm rechts, 0.47 mm hoch
 Streuwert: 0.64, horizontal: 0.57, vertikal: 0.71



Serie 5: 105.3 (100)

10.6* ↖	10.8* ↖	10.3* ↖	10.4* ↗	10.2* ↖
10.6* ↓	10.3* ↖	10.8* ←	10.6* →	10.7* ↖

beste Teiler: 41.1 (48.), 45.6 (42.), 60.8 (50.)
 Trefferlage: 0.36 mm links, 0.20 mm hoch
 Streuwert: 0.79, horizontal: 0.87, vertikal: 0.69



Serie 6: 105.5 (100)

10.5* ↗	10.9* ←	10.7* ↑	10.5* ↖	10.5* ↘
10.5* ↓	10.3* ↘	10.5* ↑	10.6* ↑	10.5* ↖

beste Teiler: 23.1 (52.), 72.1 (53.), 84.6 (59.)
 Trefferlage: 0.18 mm rechts, 0.08 mm hoch
 Streuwert: 0.78, horizontal: 0.71, vertikal: 0.84



ISSF AR Men

StandNr: 130

Blamauer, Nikolaus #354

Männer

Competition

StartNr: 53

24.01.2023 11:47

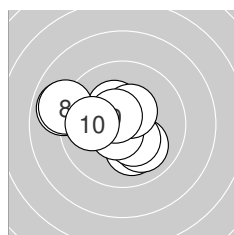
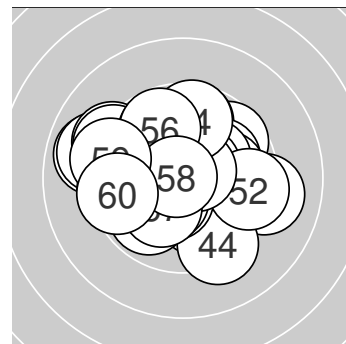
OÖ – ASKÖ Bad Goisern

QF

– Schütze hat sich fürs Finale qualifiziert



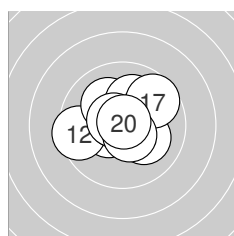
Ergebnis: **607.3** (580)
 Serien: 100.2 102.7 98.8 103.0 102.7 99.9
 Zähler: 41 18 1 0 0 0 0 0 0 0
 Innenezehner: 33
 Weitester: 509 (6.), 495 (8.), 457 (27.)
 beste Teiler: 28.4 (41.), 28.7 (20.), 36.8 (58.)
 Trefferlage: 0.35 mm links, 0.34 mm hoch
 Streuwert: 1.69, horizontal: 1.97, vertikal: 1.37



Serie 1: 100.2 (96)

10.1 ↘	10.0 ↘	10.3* ↘	10.3* ↘	10.6* ↗
8.9 ←	10.5* ↗	9.0 ←	10.6* ↘	9.9 ←

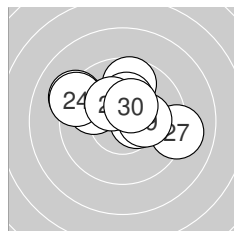
beste Teiler: 86.8 (5.), 91.3 (9.), 125.5 (7.)
 Trefferlage: 1.01 mm links, 0.02 mm hoch
 Streuwert: 1.89, horizontal: 2.31, vertikal: 1.35



Serie 2: 102.7 (98)

10.5* ←	9.5 ←	10.1 ↘	10.7* ↘	10.1 ↗
10.1 ↘	9.7 ↗	10.6* ↘	10.6* ↘	10.8* ↗

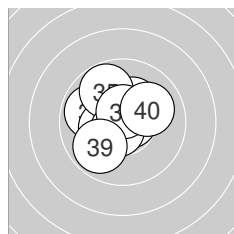
beste Teiler: 28.7 (20.), 69.4 (14.), 85.5 (18.)
 Trefferlage: 0.15 mm links, 0.38 mm hoch
 Streuwert: 1.47, horizontal: 1.73, vertikal: 1.16



Serie 3: 98.8 (95)

9.9 ↘	9.2 ↘	9.7 ↗	9.3 ↘	10.5* →
10.2* ↗	9.1 →	10.3* ↘	10.2* →	10.4* ↗

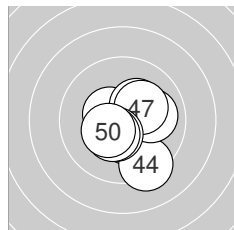
beste Teiler: 117.0 (25.), 145.4 (30.), 169.8 (28.)
 Trefferlage: 0.19 mm links, 1.17 mm hoch
 Streuwert: 2.03, horizontal: 2.63, vertikal: 1.16



Serie 4: 103.0 (97)

10.8* ↗	10.3* ↗	9.9 ↘	10.4* ←	9.8 ↘
10.7* →	10.6* ↗	10.6* ↗	9.9 ↗	10.0 ↗

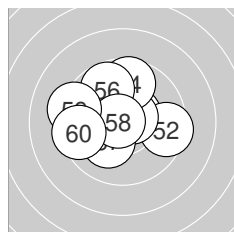
beste Teiler: 46.2 (31.), 60.6 (36.), 77.1 (37.)
 Trefferlage: 0.42 mm links, 0.43 mm hoch
 Streuwert: 1.34, horizontal: 1.40, vertikal: 1.27



Serie 5: 102.7 (99)

10.8* ←	10.5* ↘	10.4* ↘	9.3 ↘	10.3* ↗
10.0 →	10.2* ↗	10.4* ↗	10.4* ↗	10.4* ↗

beste Teiler: 28.4 (41.), 119.0 (42.), 130.1 (48.)
 Trefferlage: 0.34 mm rechts, 0.51 mm tief
 Streuwert: 1.39, horizontal: 1.31, vertikal: 1.46



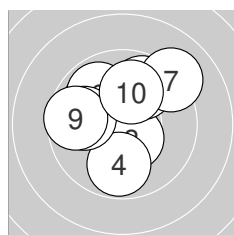
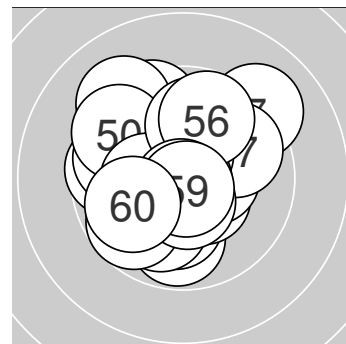
Serie 6: 99.9 (95)

10.5* ↗	9.5 →	10.6* ↗	9.7 ↗	10.1 ←
9.7 ↘	10.2* ↗	10.8* ←	9.3 ←	9.5 ←

beste Teiler: 36.8 (58.), 81.4 (53.), 113.9 (51.)
 Trefferlage: 0.68 mm links, 0.56 mm hoch
 Streuwert: 1.93, horizontal: 2.29, vertikal: 1.49



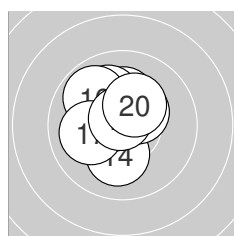
Ergebnis: **610.9** (584)
 Serien: 99.2 102.7 102.5 103.4 98.9 104.2
 Zähler: 44 16 0 0 0 0 0 0 0 0
 Innenzehner: 31
 Weitestе: 461 (7.), 444 (43.), 366 (50.)
 beste Teiler: 14.3 (51.), 41.9 (58.), 49.6 (19.)
 Trefferlage: 0.55 mm links, 0.52 mm hoch
 Streuwert: 1.45, horizontal: 1.37, vertikal: 1.52



Serie 1: 99.2 (94)

10.6* ↘	10.0 ↘	10.5* ↘	9.8 ↓	9.8 ↗
9.9 ↘	9.1 ↗	9.9 ←	9.6 ←	10.0 ↑

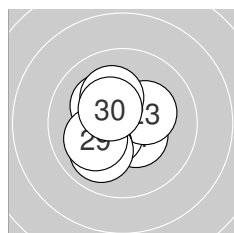
beste Teiler: 95.8 (1.), 118.1 (3.), 235.0 (10.)
 Trefferlage: 0.42 mm links, 0.95 mm hoch
 Streuwert: 1.92, horizontal: 2.04, vertikal: 1.80



Serie 2: 102.7 (99)

10.3* ↘	10.2* ↑	10.1 ↘	10.1 ↓	10.6* ↘
9.9 ↘	10.0 ←	10.4* ↗	10.8* ↘	10.3* ↗

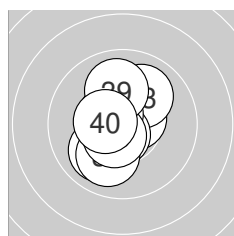
beste Teiler: 49.6 (19.), 76.5 (15.), 139.5 (18.)
 Trefferlage: 0.51 mm links, 0.80 mm hoch
 Streuwert: 1.18, horizontal: 1.06, vertikal: 1.28



Serie 3: 102.5 (100)

10.4* ↘	10.5* ↗	10.3* ↗	10.3* ↘	10.2* ↘
10.2* ↘	10.1 ↗	10.0 ↗	10.1 ←	10.4* ↗

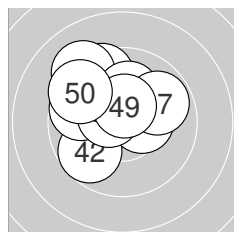
beste Teiler: 106.7 (22.), 128.0 (21.), 133.2 (30.)
 Trefferlage: 0.73 mm links, 0.02 mm tief
 Streuwert: 1.24, horizontal: 1.12, vertikal: 1.35



Serie 4: 103.4 (100)

10.6* ↗	10.0 ↗	10.0 ↗	10.6* ↓	10.0 ↓
10.6* ←	10.5* ↘	10.6* ↗	10.0 ↑	10.5* ←

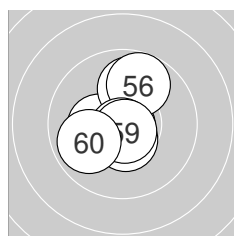
beste Teiler: 79.4 (34.), 94.8 (31.), 96.0 (36.)
 Trefferlage: 0.47 mm links, 0.00 mm
 Streuwert: 1.22, horizontal: 0.91, vertikal: 1.46



Serie 5: 98.9 (94)

9.5 ↘	9.7 ↗	9.2 ↘	9.7 ←	10.1 ↑
10.4* →	9.8 ↗	10.5* ↘	10.5* ↑	9.5 ↘

beste Teiler: 106.8 (48.), 113.7 (49.), 136.0 (46.)
 Trefferlage: 0.90 mm links, 1.28 mm hoch
 Streuwert: 1.77, horizontal: 1.92, vertikal: 1.61



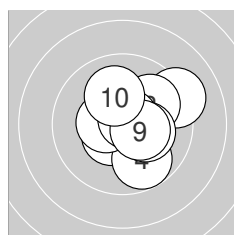
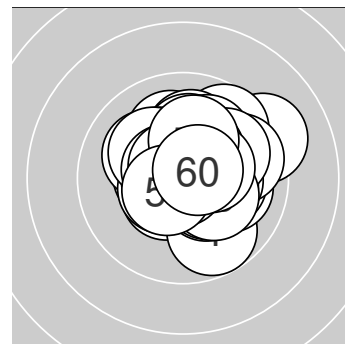
Serie 6: 104.2 (97)

10.9* ↘	10.7* ←	10.3* ←	10.7* ↓	9.9 ↑
9.8 ↑	10.5* ↓	10.8* ↓	10.7* ↓	9.9 ↗

beste Teiler: 14.3 (51.), 41.9 (58.), 53.1 (59.)
 Trefferlage: 0.28 mm links, 0.12 mm hoch
 Streuwert: 1.22, horizontal: 1.02, vertikal: 1.39



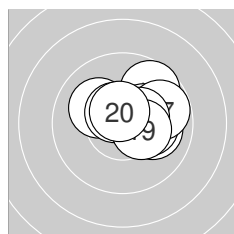
Ergebnis: **620.9** (595)
 Serien: 102.0 102.1 103.9 103.7 103.6 105.6
 Zähler: 55 5 0 0 0 0 0 0 0 0
 Innenzehner: 49
 Weitester: 442 (1.), 315 (11.), 296 (4.)
 beste Teiler: 8.9 (44.), 19.4 (54.), 51.6 (5.)
 Trefferlage: 0.60 mm rechts, 0.55 mm hoch
 Streuwert: 1.06, horizontal: 1.13, vertikal: 0.99



Serie 1: 102.0 (97)

9.2 ↗	10.5* ↖	9.9 ↗	9.8 ↘	10.7* ↖
10.5* ←	10.7* ↗	10.2* →	10.4* →	10.1 ↑

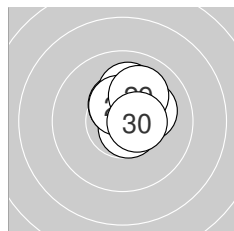
beste Teiler: 51.6 (5.), 55.8 (7.), 116.6 (2.)
 Trefferlage: 0.78 mm rechts, 0.20 mm hoch
 Streuwert: 1.52, horizontal: 1.61, vertikal: 1.43



Serie 2: 102.1 (98)

9.7 ↗	10.0 →	10.1 ↘	10.3* →	10.6* ↖
10.2* →	9.8 ↗	10.4* →	10.4* →	10.6* ↑

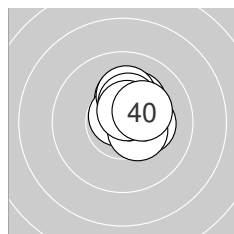
beste Teiler: 90.9 (20.), 98.8 (15.), 132.1 (18.)
 Trefferlage: 1.05 mm rechts, 0.62 mm hoch
 Streuwert: 1.19, horizontal: 1.45, vertikal: 0.87



Serie 3: 103.9 (100)

10.4* ↑	10.5* ↑	10.6* →	10.7* ↘	10.2* →
10.1 ↑	10.3* ↑	10.5* ↑	10.1 ↑	10.5* →

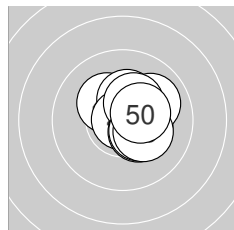
beste Teiler: 65.9 (24.), 86.8 (23.), 104.4 (22.)
 Trefferlage: 0.62 mm rechts, 0.89 mm hoch
 Streuwert: 0.78, horizontal: 0.66, vertikal: 0.88



Serie 4: 103.7 (100)

10.3* →	10.2* ↗	10.4* ↗	10.2* ↑	10.7* ↖
10.2* ↑	10.4* ↑	10.4* ↘	10.6* ↑	10.3* ↗

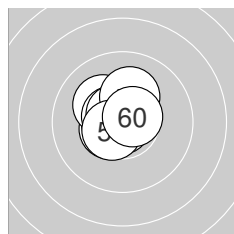
beste Teiler: 54.0 (35.), 92.1 (39.), 128.5 (38.)
 Trefferlage: 0.70 mm rechts, 0.93 mm hoch
 Streuwert: 0.74, horizontal: 0.64, vertikal: 0.83



Serie 5: 103.6 (100)

10.3* →	10.3* ↖	10.3* ↑	10.9* ↖	10.0 ↗
10.4* ↘	10.3* ↗	10.4* ↘	10.3* →	10.4* →


beste Teiler: 8.9 (44.), 143.1 (50.), 145.6 (46.)
 Trefferlage: 0.87 mm rechts, 0.29 mm hoch
 Streuwert: 0.97, horizontal: 0.95, vertikal: 0.99



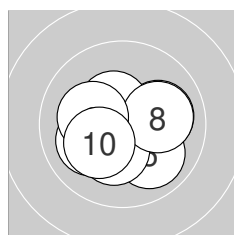
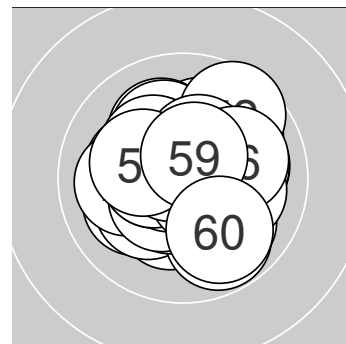
Serie 6: 105.6 (100)

10.7* ↑	10.5* ↖	10.6* ←	10.9* ↖	10.2* ↖
10.6* ↖	10.7* ↖	10.2* ↑	10.6* ↖	10.6* ↗

beste Teiler: 19.4 (54.), 64.1 (51.), 75.2 (57.)
 Trefferlage: 0.41 mm links, 0.37 mm hoch
 Streuwert: 0.74, horizontal: 0.70, vertikal: 0.78



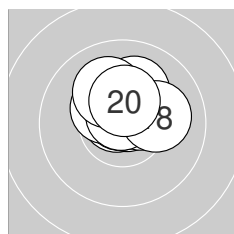
Ergebnis: **622.9** (596)
 Serien: 102.2 104.4 103.7 105.3 104.7 102.6
 Zähler: 56 4 0 0 0 0 0 0 0 0
 Innenezehner: 44
 Weitestе: 336 (52.), 287 (30.), 266 (24.)
 beste Teiler: 12.1 (29.), 13.4 (47.), 32.3 (22.)
 Trefferlage: 0.12 mm rechts, 0.29 mm hoch
 Streuwert: 1.13, horizontal: 1.21, vertikal: 1.03



Serie 1: 102.2 (100)

10.5* ↖	10.0 →	10.1 ↖	10.3* ↘	10.0 ↘
10.3* ↓	10.5* ↗	10.1 →	10.2* ↖	10.2* ↗

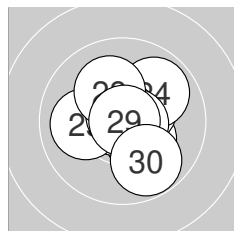
beste Teiler: 114.5 (1.), 124.7 (7.), 152.5 (4.)
 Trefferlage: 0.01 mm links, 0.45 mm tief
 Streuwert: 1.39, horizontal: 1.68, vertikal: 1.02



Serie 2: 104.4 (100)

10.7* ↘	10.7* ↗	10.7* ↑	10.5* →	10.4* ↘
10.7* ↑	10.1 ↑	10.1 →	10.1 ↘	10.4* ↑

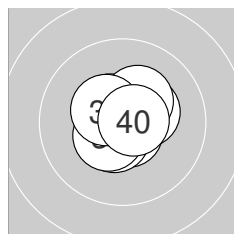
beste Teiler: 54.3 (12.), 54.7 (16.), 55.0 (13.)
 Trefferlage: 0.17 mm rechts, 0.92 mm hoch
 Streuwert: 0.80, horizontal: 0.95, vertikal: 0.63



Serie 3: 103.7 (98)

10.3* ↘	10.8* ←	10.4* ↗	9.9 ↗	10.0 ←
10.8* ↑	10.7* →	10.1 ↘	10.9* →	9.8 ↘

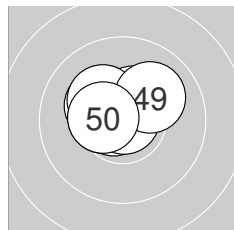
beste Teiler: 12.1 (29.), 32.3 (22.), 37.6 (26.)
 Trefferlage: 0.30 mm rechts, 0.09 mm hoch
 Streuwert: 1.27, horizontal: 1.27, vertikal: 1.28



Serie 4: 105.3 (100)

10.8* ↓	10.7* ↘	10.3* →	10.5* ↘	10.6* ↘
10.5* ↓	10.5* ↗	10.3* ↗	10.4* ↘	10.7* →

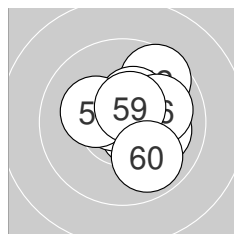
beste Teiler: 49.3 (31.), 67.9 (32.), 69.8 (40.)
 Trefferlage: 0.07 mm links, 0.12 mm hoch
 Streuwert: 0.83, horizontal: 0.86, vertikal: 0.79



Serie 5: 104.7 (100)

10.3* ↘	10.3* ↘	10.5* ←	10.4* ↗	10.7* ←
10.8* ↑	10.9* ↗	10.2* ↘	10.1 ↗	10.5* ←

beste Teiler: 13.4 (47.), 46.0 (46.), 55.0 (45.)
 Trefferlage: 0.42 mm links, 0.67 mm hoch
 Streuwert: 0.84, horizontal: 1.04, vertikal: 0.56



Serie 6: 102.6 (98)

10.6* ↗	9.6 ↗	10.4* ↗	10.1 →	10.6* ↘
10.0 →	10.7* ↘	10.2* ↘	10.5* ↗	9.9 ↘

beste Teiler: 65.9 (57.), 78.8 (51.), 97.0 (55.)
 Trefferlage: 0.80 mm rechts, 0.41 mm hoch
 Streuwert: 1.26, horizontal: 1.24, vertikal: 1.28



ISSF AR Men

StandNr: 137

Sampson, Dane #356

Männer
Competition

StartNr: 59
24.01.2023 11:41
AUS

QF

– Schütze hat sich fürs Finale qualifiziert

