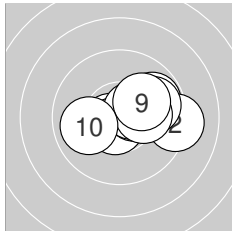
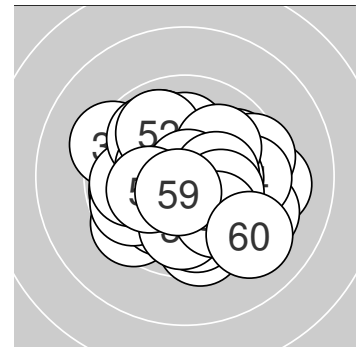


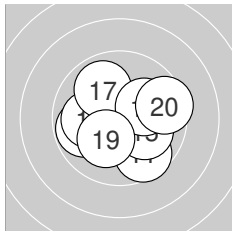
Ergebnis: **608.0** (579)
 Serien: 101.5 99.9 102.6 99.8 102.4 101.8
 Zähler: 39 21 0 0 0 0 0 0 0 0
 Innenezehner: 30
 Weitest: 453 (60.), 436 (2.), 413 (40.)
 beste Teiler: 24.7 (54.), 31.1 (51.), 32.8 (39.)
 Trefferlage: 0.22 mm rechts, 0.27 mm tief
 Streuwert: 1.62, horizontal: 1.86, vertikal: 1.34



Serie 1: 101.5 (97)

9.8 ↗	9.2 →	10.6* ↖	10.7* ↓	9.9 →
10.5* ↗	10.5* ↗	10.2* →	10.1 ↗	10.0 ↖

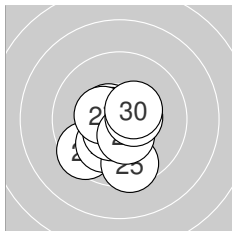
beste Teiler: 75.1 (4.), 80.1 (3.), 109.1 (7.)
 Trefferlage: 1.16 mm rechts, 0.23 mm hoch
 Streuwert: 1.45, horizontal: 1.92, vertikal: 0.75



Serie 2: 99.9 (96)

9.6 ↘	10.4* →	10.3* ↖	9.8 ↖	10.1 ↘
10.0 ↖	9.9 ↖	10.1 →	10.2* ↓	9.5 →

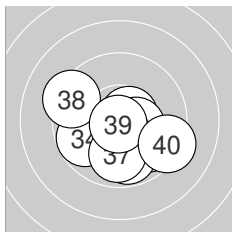
beste Teiler: 137.5 (12.), 173.9 (13.), 192.4 (19.)
 Trefferlage: 0.15 mm rechts, 0.26 mm tief
 Streuwert: 1.84, horizontal: 2.17, vertikal: 1.44



Serie 3: 102.6 (98)

10.6* ↖	9.5 ↖	10.1 ↓	10.7* ↖	9.5 ↓
10.5* ↓	10.4* ↖	10.4* ↓	10.5* →	10.4* ↗

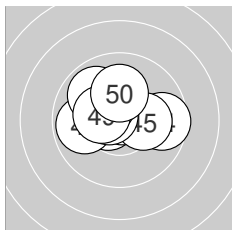
beste Teiler: 70.8 (24.), 99.9 (21.), 111.7 (29.)
 Trefferlage: 0.38 mm links, 0.81 mm tief
 Streuwert: 1.33, horizontal: 1.23, vertikal: 1.43



Serie 4: 99.8 (94)

9.8 ↘	10.2* ↖	10.6* ↗	9.7 ↖	9.8 ↓
10.4* →	9.9 ↓	9.3 ↖	10.8* ↓	9.3 ↘

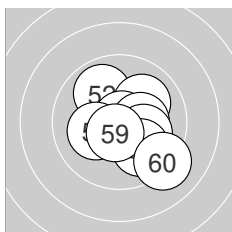
beste Teiler: 32.8 (39.), 81.4 (33.), 136.0 (36.)
 Trefferlage: 0.02 mm rechts, 1.02 mm tief
 Streuwert: 1.84, horizontal: 2.21, vertikal: 1.37



Serie 5: 102.4 (97)

10.6* ↖	10.8* ↗	9.9 ↖	9.6 →	10.2* →
10.6* ↖	10.3* ↖	9.9 ↖	10.4* ↖	10.1 ↑

beste Teiler: 37.2 (42.), 87.0 (46.), 89.6 (41.)
 Trefferlage: 0.32 mm links, 0.56 mm hoch
 Streuwert: 1.40, horizontal: 1.77, vertikal: 0.89



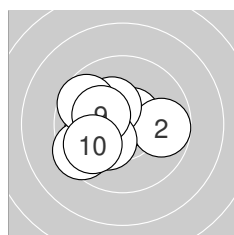
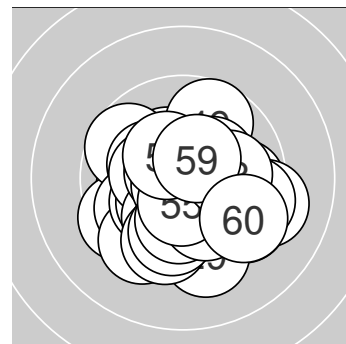
Serie 6: 101.8 (97)

10.8* ↑	9.9 ↖	10.0 ↗	10.9* ↗	10.3* →
10.2* ↖	10.1 ↘	9.9 ↘	10.6* ↓	9.1 ↘

beste Teiler: 24.7 (54.), 31.1 (51.), 91.0 (59.)
 Trefferlage: 0.67 mm rechts, 0.31 mm tief
 Streuwert: 1.59, horizontal: 1.62, vertikal: 1.55



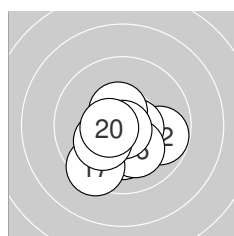
Ergebnis: **612.1** (586)
 Serien: 100.5 102.3 102.2 104.1 101.6 101.4
 Zähler: 46 14 0 0 0 0 0 0 0 0
 Innenezehner: 37
 Weitestе: 438 (40.), 400 (29.), 378 (17.)
 beste Teiler: 9.0 (37.), 27.0 (38.), 34.0 (18.)
 Trefferlage: 0.14 mm rechts, 0.65 mm tief
 Streuwert: 1.45, horizontal: 1.59, vertikal: 1.29



Serie 1: 100.5 (96)

10.6* ↗	9.8 →	10.1 ←	10.3* ↖	10.1 ←
9.5 ↙	10.3* ↘	9.7 ↘	10.2* ↖	9.9 ↙

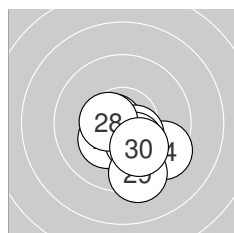
beste Teiler: 86.4 (1.), 160.0 (4.), 170.5 (7.)
 Trefferlage: 1.25 mm links, 0.16 mm tief
 Streuwert: 1.56, horizontal: 1.84, vertikal: 1.21



Serie 2: 102.3 (98)

10.2* ↓	9.8 →	10.6* →	10.5* ↖	10.2* ↘
10.1 ↘	9.4 ↙	10.8* ↓	10.2* ↘	10.5* ←

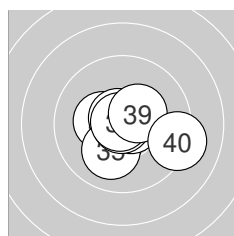
beste Teiler: 34.0 (18.), 94.3 (13.), 103.9 (20.)
 Trefferlage: 0.14 mm links, 0.98 mm tief
 Streuwert: 1.31, horizontal: 1.44, vertikal: 1.17



Serie 3: 102.2 (98)

10.7* ←	10.3* ↓	10.6* ↙	9.5 ↘	10.5* ↘
10.3* ↘	10.3* ↘	10.5* ←	9.4 ↓	10.1 ↘

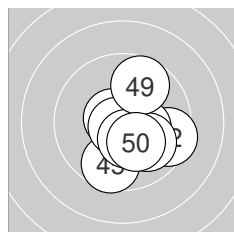
beste Teiler: 72.0 (21.), 92.6 (23.), 108.5 (28.)
 Trefferlage: 0.34 mm rechts, 1.30 mm tief
 Streuwert: 1.26, horizontal: 1.36, vertikal: 1.15



Serie 4: 104.1 (99)

10.7* →	10.3* ↘	10.3* ←	10.7* ↖	10.1 ↓
10.7* →	10.9* ←	10.8* ↘	10.4* ↗	9.2 →

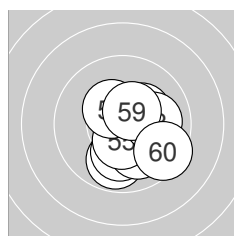
beste Teiler: 9.0 (37.), 27.0 (38.), 58.8 (31.)
 Trefferlage: 0.27 mm rechts, 0.27 mm tief
 Streuwert: 1.30, horizontal: 1.59, vertikal: 0.92



Serie 5: 101.6 (97)

10.6* ↗	9.5 →	10.6* ↘	10.3* →	9.6 ↓
10.7* ↘	10.0 ↘	10.4* ↓	9.7 ↗	10.2* ↘

beste Teiler: 52.4 (46.), 76.5 (41.), 82.0 (43.)
 Trefferlage: 0.80 mm rechts, 0.58 mm tief
 Streuwert: 1.48, horizontal: 1.35, vertikal: 1.60



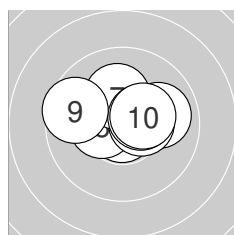
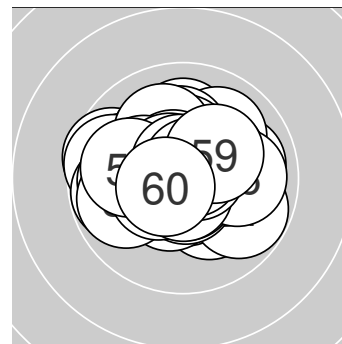
Serie 6: 101.4 (98)

9.8 ↓	10.3* ↗	10.1 ↓	10.0 ↓	10.5* ↓
10.3* ↗	10.4* ↖	10.0 →	10.5* ↗	9.5 ↘

beste Teiler: 122.2 (55.), 122.6 (59.), 142.6 (57.)
 Trefferlage: 0.84 mm rechts, 0.61 mm tief
 Streuwert: 1.42, horizontal: 1.28, vertikal: 1.55



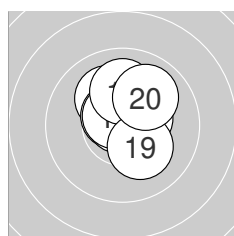
Ergebnis: **622.1** (593)
 Serien: 103.3 103.6 102.9 103.9 103.3 105.1
 Zähler: 53 7 0 0 0 0 0 0 0 0
 Innenezehner: 46
 Weitester: 336 (9.), 322 (26.), 291 (37.)
 beste Teiler: 36.2 (3.), 39.6 (13.), 40.1 (36.)
 Trefferlage: 0.15 mm links, 0.43 mm hoch
 Streuwert: 1.14, horizontal: 1.36, vertikal: 0.85



Serie 1: 103.3 (99)

10.6* ↑	10.5* ↖	10.8* ↓	10.0 →	10.4* ←
10.4* →	10.2* ↑	10.4* →	9.6 ←	10.4* →

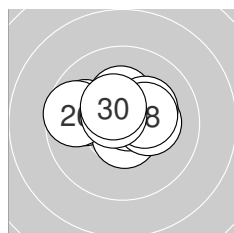
beste Teiler: 36.2 (3.), 82.2 (1.), 114.4 (2.)
 Trefferlage: 0.02 mm rechts, 0.54 mm hoch
 Streuwert: 1.25, horizontal: 1.65, vertikal: 0.62



Serie 2: 103.6 (100)

10.1 ↖	10.6* ↖	10.8* ↖	10.3* ↗	10.6* ↗
10.4* →	10.6* ↖	10.0 ↑	10.2* ↘	10.0 ↗

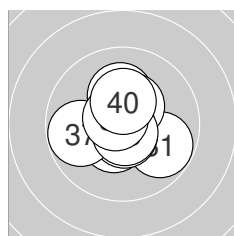
beste Teiler: 39.6 (13.), 81.2 (17.), 88.4 (12.)
 Trefferlage: 0.31 mm rechts, 0.86 mm hoch
 Streuwert: 0.98, horizontal: 0.90, vertikal: 1.06



Serie 3: 102.9 (98)

9.9 ←	10.6* ↓	10.7* ↗	10.2* →	10.3* ↑
9.7 ←	10.2* ↗	10.3* →	10.6* ↖	10.4* ↖

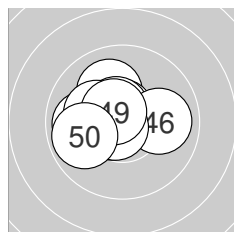
beste Teiler: 53.8 (23.), 81.3 (29.), 84.1 (22.)
 Trefferlage: 0.17 mm links, 0.57 mm hoch
 Streuwert: 1.26, horizontal: 1.66, vertikal: 0.66



Serie 4: 103.9 (98)

9.8 ↘	10.5* ↗	10.7* ↓	10.2* ↑	10.4* ↗
10.8* ↖	9.8 ←	10.7* ↓	10.7* ↖	10.3* ↑

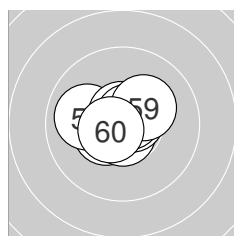
beste Teiler: 40.1 (36.), 60.1 (38.), 64.4 (39.)
 Trefferlage: 0.07 mm links, 0.11 mm hoch
 Streuwert: 1.24, horizontal: 1.31, vertikal: 1.17



Serie 5: 103.3 (98)

10.1 ↖	9.9 ←	10.6* ↖	10.7* ↑	10.6* ↖
10.0 →	10.7* ↗	10.2* ↖	10.6* ↖	9.9 ←


beste Teiler: 60.2 (47.), 69.5 (44.), 80.5 (43.)
 Trefferlage: 0.77 mm links, 0.32 mm hoch
 Streuwert: 1.18, horizontal: 1.44, vertikal: 0.84



Serie 6: 105.1 (100)

10.4* ←	10.6* ↗	10.5* ↖	10.0 ←	10.7* ↓
10.7* ↑	10.7* ↗	10.7* ↗	10.2* ↗	10.6* ↖

beste Teiler: 62.0 (55.), 63.8 (58.), 65.7 (56.)
 Trefferlage: 0.24 mm links, 0.21 mm hoch
 Streuwert: 0.91, horizontal: 1.15, vertikal: 0.58



ISSF AR Men Jun

StandNr: 103

Michael, Walboth #48

Junioren

Competition

StartNr: 45

21.01.2023 12:17

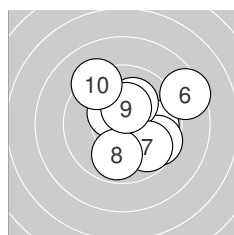
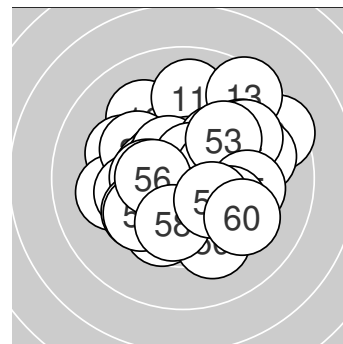
Südtirol

QF

– Schütze hat sich fürs Finale qualifiziert



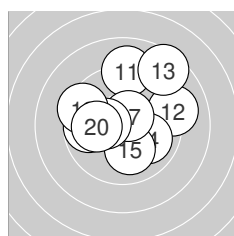
Ergebnis: **593.1** (569)
 Serien: 97.9 96.9 100.1 100.0 99.8 98.4
 Zähler: 31 27 2 0 0 0 0 0 0 0
 Innenezehner: 19
 Weitestе: 614 (6.), 608 (13.), 478 (11.)
 beste Teiler: 75.2 (40.), 95.6 (43.), 96.2 (17.)
 Trefferlage: 0.19 mm rechts, 0.18 mm tief
 Streuwert: 2.09, horizontal: 2.22, vertikal: 1.94



Serie 1: 97.9 (93)

10.0 ↘	10.4* ↘	9.9 →	9.6 ↘	10.1 ↑
8.5 ↗	9.8 ↘	9.9 ↓	10.4* ↑	9.3 ↘

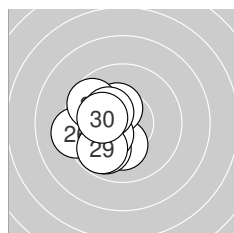
beste Teiler: 136.0 (2.), 148.2 (9.), 209.7 (5.)
 Trefferlage: 1.31 mm rechts, 0.33 mm hoch
 Streuwert: 2.19, horizontal: 2.28, vertikal: 2.09



Serie 2: 96.9 (94)

9.0 ↑	9.1 →	8.5 ↗	10.0 ↘	10.1 ↓
9.8 ←	10.6* ↗	10.4* ←	9.4 ↖	10.0 ←

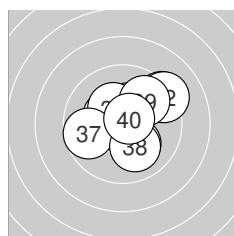
beste Teiler: 96.2 (17.), 149.6 (18.), 222.4 (15.)
 Trefferlage: 0.14 mm rechts, 0.97 mm hoch
 Streuwert: 2.52, horizontal: 2.73, vertikal: 2.30



Serie 3: 100.1 (96)

10.2* ↓	9.9 ↙	10.4* ↖	10.0 ↙	10.3* ↙
9.3 ←	9.7 ↖	10.3* ↖	9.8 ↙	10.2* ↖

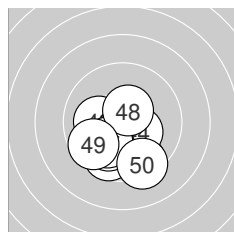
beste Teiler: 140.1 (23.), 158.4 (28.), 161.0 (25.)
 Trefferlage: 1.67 mm links, 0.53 mm tief
 Streuwert: 1.34, horizontal: 1.13, vertikal: 1.52



Serie 4: 100.0 (96)

9.3 ↗	9.2 ↗	10.4* ↖	10.4* ↑	10.1 ↓
10.3* ↘	9.7 ←	10.1 ↓	9.8 ↗	10.7* ↗

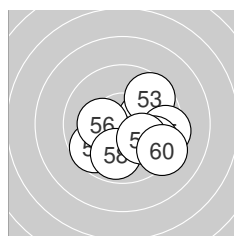
beste Teiler: 75.2 (40.), 143.0 (34.), 146.1 (33.)
 Trefferlage: 0.70 mm rechts, 0.63 mm hoch
 Streuwert: 1.86, horizontal: 2.06, vertikal: 1.63



Serie 5: 99.8 (96)

9.5 ↓	10.1 ←	10.6* ↓	10.3* ↘	9.7 ↓
10.0 ↙	10.1 ↙	10.5* ↗	9.7 ↙	9.3 ↓


beste Teiler: 95.6 (43.), 113.6 (48.), 158.0 (44.)
 Trefferlage: 0.35 mm links, 1.65 mm tief
 Streuwert: 1.53, horizontal: 1.56, vertikal: 1.49



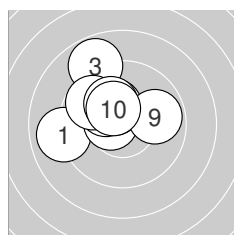
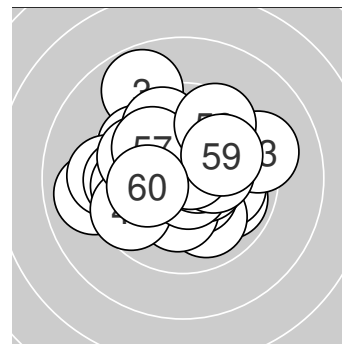
Serie 6: 98.4 (94)

9.7 ↙	10.2* →	9.6 ↗	10.3* ↓	9.4 →
10.2* ←	9.7 ↘	9.9 ↓	10.1 ↘	9.3 ↘

beste Teiler: 151.9 (54.), 178.0 (56.), 189.2 (52.)
 Trefferlage: 1.05 mm rechts, 0.89 mm tief
 Streuwert: 1.90, horizontal: 2.23, vertikal: 1.50



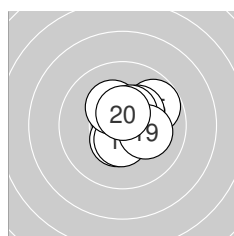
Ergebnis: **610.7** (583)
 Serien: 99.4 103.9 101.0 101.8 102.5 102.1
 Zähler: 44 15 1 0 0 0 0 0 0 0
 Innenezehner: 37
 Weitestе: 531 (3.), 493 (1.), 437 (53.)
 beste Teiler: 16.1 (30.), 41.2 (51.), 58.0 (43.)
 Trefferlage: 0.10 mm links, 0.54 mm hoch
 Streuwert: 1.55, horizontal: 1.80, vertikal: 1.25



Serie 1: 99.4 (95)

9.0 ←	10.6* ←	8.8 ↘	10.4* ↘	10.3* ↘
10.2* ↘	9.7 ↘	10.2* ↘	9.9 →	10.3* ↘

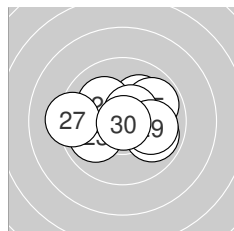
beste Teiler: 98.6 (2.), 149.3 (4.), 151.0 (10.)
 Trefferlage: 1.23 mm links, 1.35 mm hoch
 Streuwert: 1.69, horizontal: 1.88, vertikal: 1.47



Serie 2: 103.9 (99)

10.6* →	10.7* ↘	10.4* ↓	10.5* ↓	9.8 ↗
10.3* ↘	10.3* ↗	10.5* ↗	10.2* →	10.6* ↑

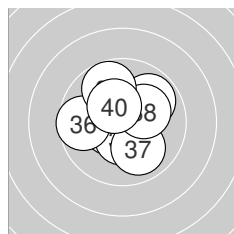
beste Teiler: 62.1 (12.), 86.0 (11.), 100.0 (20.)
 Trefferlage: 0.53 mm rechts, 0.37 mm hoch
 Streuwert: 1.06, horizontal: 1.09, vertikal: 1.04



Serie 3: 101.0 (97)

10.3* ↗	9.9 ↘	10.0 ←	10.1 ↗	9.9 ↗
10.1 ↘	9.3 ←	10.5* ↗	10.0 →	10.9* ↘

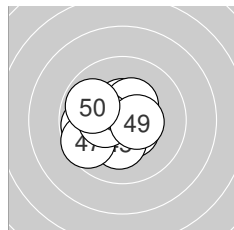
beste Teiler: 16.1 (30.), 101.9 (28.), 170.8 (21.)
 Trefferlage: 0.27 mm rechts, 0.33 mm hoch
 Streuwert: 1.74, horizontal: 2.23, vertikal: 1.03



Serie 4: 101.8 (97)

10.6* ↘	10.3* ↘	9.9 ↗	10.5* ←	10.4* ↓
9.7 ←	10.0 ↘	10.2* ↗	9.8 ↘	10.4* ↘

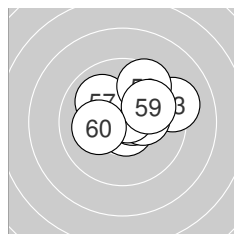
beste Teiler: 99.2 (31.), 114.0 (34.), 129.1 (35.)
 Trefferlage: 0.21 mm links, 0.49 mm hoch
 Streuwert: 1.54, horizontal: 1.59, vertikal: 1.48



Serie 5: 102.5 (97)

10.5* ↑	10.5* ↘	10.7* ↑	10.4* ↗	10.2* ↓
9.8 ←	9.6 ↗	10.4* ←	10.5* →	9.9 ↘

beste Teiler: 58.0 (43.), 114.6 (42.), 117.1 (41.)
 Trefferlage: 0.71 mm links, 0.08 mm tief
 Streuwert: 1.36, horizontal: 1.56, vertikal: 1.14



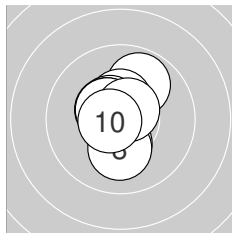
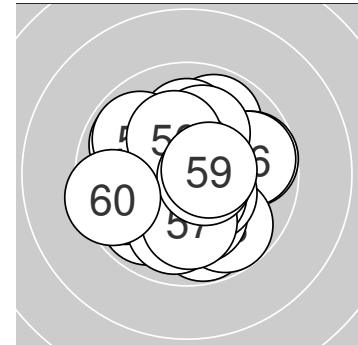
Serie 6: 102.1 (98)

10.8* ↘	10.7* ↘	9.2 →	10.6* →	10.3* →
10.7* ↗	10.0 ↘	9.6 ↗	10.0 →	10.2* ←

beste Teiler: 41.2 (51.), 63.0 (52.), 67.0 (56.)
 Trefferlage: 0.72 mm rechts, 0.77 mm hoch
 Streuwert: 1.50, horizontal: 1.83, vertikal: 1.07



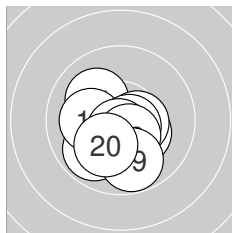
Ergebnis: **619.3** (589)
 Serien: 104.0 102.7 103.4 103.7^{OF} 102.4 103.1
 Zähler: 49 11 0 0 0 0 0 0 0 0
 Innenzehner: 40
 Weitestе: 365 (60.), 308 (27.), 306 (26.)
 beste Teiler: 16.4 (33.), 40.8 (31.), 42.9 (37.)
 Trefferlage: 0.10 mm links, 0.23 mm tief
 Streuwert: 1.26, horizontal: 1.26, vertikal: 1.26



Serie 1: 104.0 (99)

9.9 ↗	10.4* ↑	10.6* ↘	10.5* ↘	10.5* ↘
10.5* ↘	10.3* ↓	10.1 ↓	10.6* ↗	10.6* ←

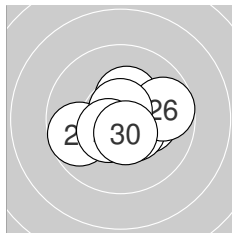
beste Teiler: 76.9 (10.), 82.8 (9.), 91.6 (3.)
 Trefferlage: 0.23 mm links, 0.34 mm hoch
 Streuwert: 1.07, horizontal: 0.72, vertikal: 1.34



Serie 2: 102.7 (98)

10.1 ↘	9.9 ↙	10.3* ↘	10.5* →	10.1 ←
10.7* ↘	10.7* ↓	10.5* ↘	9.8 ↓	10.1 ↙

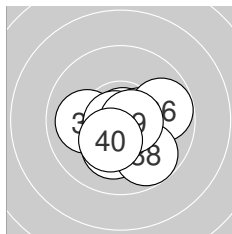
beste Teiler: 74.3 (17.), 74.6 (16.), 117.3 (14.)
 Trefferlage: 0.23 mm links, 0.84 mm tief
 Streuwert: 1.25, horizontal: 1.31, vertikal: 1.18



Serie 3: 103.4 (98)

10.3* ↑	10.2* →	10.6* ↘	10.7* ↙	10.5* ↘
9.7 →	9.7 ←	10.7* ↑	10.5* ↙	10.5* ↓

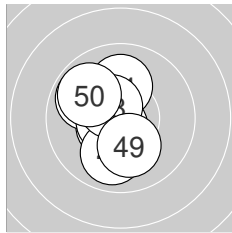
beste Teiler: 61.0 (28.), 67.1 (24.), 77.0 (23.)
 Trefferlage: 0.28 mm rechts, 0.20 mm tief
 Streuwert: 1.26, horizontal: 1.56, vertikal: 0.85



Serie 4: 103.7 (98)

10.8* ↙	10.0 ←	10.9* →	10.2* ↓	10.4* →
9.8 →	10.8* ←	9.8 ↘	10.7* →	10.3* ↙

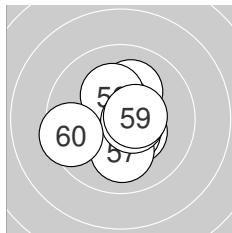
beste Teiler: 16.4 (33.), 40.8 (31.), 42.9 (37.)
 Trefferlage: 0.27 mm rechts, 0.56 mm tief
 Streuwert: 1.25, horizontal: 1.47, vertikal: 0.98



Serie 5: 102.4 (97)

10.2* ↓	10.5* ↙	10.7* ↙	10.1 ↑	9.9 ↘
10.6* ←	9.9 ↓	10.5* ↘	10.1 ↓	9.9 ↘


beste Teiler: 66.3 (43.), 92.1 (46.), 107.6 (42.)
 Trefferlage: 0.74 mm links, 0.16 mm tief
 Streuwert: 1.34, horizontal: 0.93, vertikal: 1.65



Serie 6: 103.1 (99)

10.4* ↑	10.1 ↑	10.4* ↘	10.5* ↓	10.8* ↑
10.2* ↘	10.1 ↓	10.6* →	10.5* →	9.5 ←

beste Teiler: 45.7 (55.), 85.5 (58.), 105.7 (59.)
 Trefferlage: 0.01 mm rechts, 0.02 mm hoch
 Streuwert: 1.35, horizontal: 1.34, vertikal: 1.35



ISSF AR Men Jun

StandNr: 106

Johannes, Kuen #51

Junioren

Competition

StartNr: 48

21.01.2023 12:25

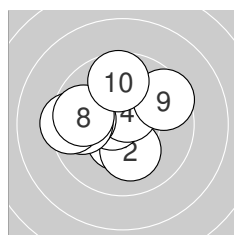
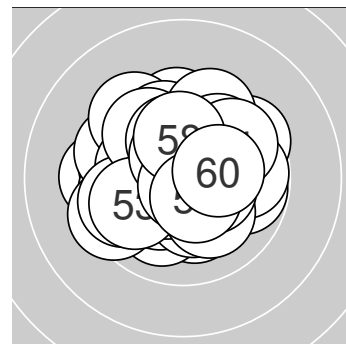
TLSB

QF

– Schütze hat sich fürs Finale qualifiziert



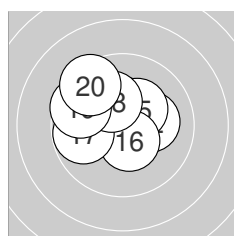
Ergebnis: **611.3** (581)
 Serien: 100.0 101.3 101.5 103.4 102.0 103.1
 Zähler: 41 19 0 0 0 0 0 0 0 0
 Innenezehner: 37
 Weitestе: 382 (7.), 381 (43.), 377 (20.)
 beste Teiler: 16.2 (32.), 26.4 (38.), 35.2 (57.)
 Trefferlage: 0.31 mm links, 0.36 mm hoch
 Streuwert: 1.49, horizontal: 1.64, vertikal: 1.31



Serie 1: 100.0 (94)

10.5* ↓	10.2* ↓	10.6* ↖	10.6* ↑	9.9 ←
9.8 ←	9.4 ←	9.8 ←	9.5 ↗	9.7 ↑

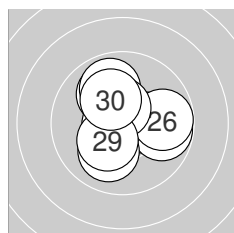
beste Teiler: 82.7 (3.), 98.6 (4.), 120.4 (1.)
 Trefferlage: 0.99 mm links, 0.43 mm hoch
 Streuwert: 1.79, horizontal: 2.10, vertikal: 1.41



Serie 2: 101.3 (97)

10.5* ↑	10.2* →	10.4* ←	10.4* ↑	10.3* ↗
10.5* ↓	9.8 ←	10.2* ↖	9.6 ↖	9.4 ↖

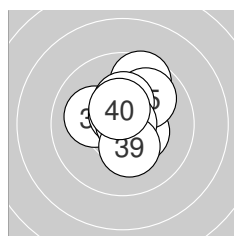
beste Teiler: 122.7 (16.), 125.0 (11.), 127.1 (13.)
 Trefferlage: 0.68 mm links, 0.83 mm hoch
 Streuwert: 1.47, horizontal: 1.71, vertikal: 1.19



Serie 3: 101.5 (97)

10.3* →	10.0 ↖	9.9 ↖	9.8 →	10.7* ←
9.8 →	10.0 ↓	10.5* ↑	10.3* ↗	10.2* ↖

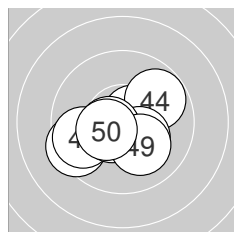
beste Teiler: 74.3 (25.), 113.2 (28.), 163.0 (21.)
 Trefferlage: 0.14 mm rechts, 0.38 mm hoch
 Streuwert: 1.58, horizontal: 1.67, vertikal: 1.48



Serie 4: 103.4 (98)

9.6 ↑	10.9* ←	10.1 ↖	10.4* ↘	9.9 ↗
10.6* ↖	10.3* ↑	10.8* →	10.3* ↓	10.5* ↑

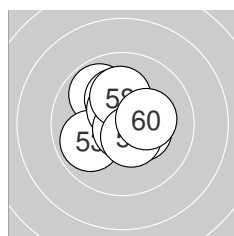
beste Teiler: 16.2 (32.), 26.4 (38.), 80.3 (36.)
 Trefferlage: 0.23 mm rechts, 0.68 mm hoch
 Streuwert: 1.21, horizontal: 1.06, vertikal: 1.34



Serie 5: 102.0 (97)

10.7* ↓	10.6* ↗	9.4 ←	9.8 ↗	9.7 ←
10.3* ↓	10.5* ↗	10.5* ←	10.1 ↓	10.4* ←


beste Teiler: 63.1 (41.), 90.2 (42.), 104.7 (48.)
 Trefferlage: 0.31 mm links, 0.56 mm tief
 Streuwert: 1.51, horizontal: 1.87, vertikal: 1.02



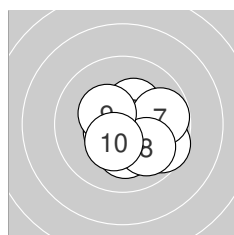
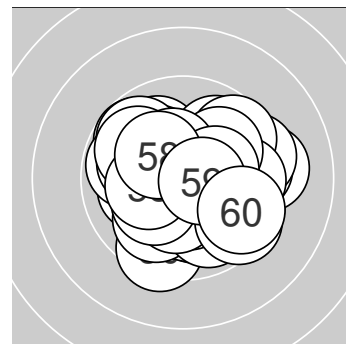
Serie 6: 103.1 (98)

10.5* ←	9.9 ↖	9.9 ←	10.4* ↘	10.2* ↑
10.5* ↖	10.8* ↓	10.2* ↑	10.5* ↓	10.2* →

beste Teiler: 35.2 (57.), 110.6 (59.), 114.8 (56.)
 Trefferlage: 0.26 mm links, 0.44 mm hoch
 Streuwert: 1.27, horizontal: 1.29, vertikal: 1.25



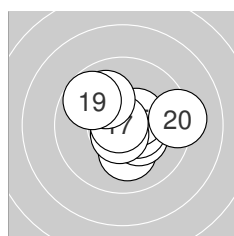
Ergebnis: **609.8** (582)
 Serien: 102.6 102.6 101.1 101.1 101.9 100.5
 Zähler: 42 18 0 0 0 0 0 0 0 0
 Innenzehner: 32
 Weitestе: 428 (20.), 377 (30.), 376 (24.)
 beste Teiler: 21.0 (41.), 24.7 (1.), 28.4 (11.)
 Trefferlage: 0.42 mm rechts, 0.24 mm tief
 Streuwert: 1.54, horizontal: 1.69, vertikal: 1.36



Serie 1: 102.6 (97)

10.9* ←	9.6 ↘	10.6* ↙	10.2* ↓	10.5* ↗
10.3* ↗	9.8 →	9.9 ↘	10.4* ↖	10.4* ↙

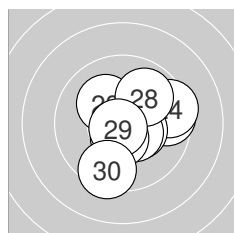
beste Teiler: 24.7 (1.), 97.2 (3.), 124.0 (5.)
 Trefferlage: 0.69 mm rechts, 0.37 mm tief
 Streuwert: 1.36, horizontal: 1.50, vertikal: 1.19



Serie 2: 102.6 (98)

10.8* →	10.1 ↓	10.3* ↘	10.5* →	10.5* ↗
10.7* ↓	10.8* ←	10.0 ↖	9.7 ↖	9.2 →

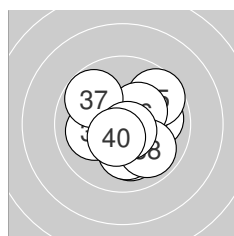
beste Teiler: 28.4 (11.), 30.4 (17.), 74.6 (16.)
 Trefferlage: 0.42 mm rechts, 0.12 mm hoch
 Streuwert: 1.52, horizontal: 1.76, vertikal: 1.23



Serie 3: 101.1 (96)

10.5* ↖	9.6 →	10.2* ↖	9.4 →	10.4* ↘
10.5* ↘	10.5* ↓	9.9 ↗	10.7* ↗	9.4 ↓

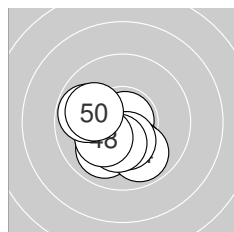
beste Teiler: 51.6 (29.), 106.2 (21.), 115.8 (26.)
 Trefferlage: 0.73 mm rechts, 0.02 mm tief
 Streuwert: 1.69, horizontal: 1.75, vertikal: 1.63



Serie 4: 101.1 (97)

10.1 ←	10.1 ↓	10.0 →	10.1 ↓	9.6 ↗
10.3* ↗	9.8 ↖	9.9 ↘	10.7* ↘	10.5* ↓

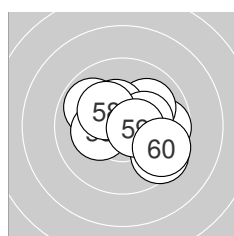
beste Teiler: 63.4 (39.), 110.9 (40.), 155.7 (36.)
 Trefferlage: 0.46 mm rechts, 0.26 mm tief
 Streuwert: 1.63, horizontal: 1.70, vertikal: 1.56



Serie 5: 101.9 (98)

10.9* ↗	10.0 ↙	10.0 ↓	9.9 ↓	10.4* ↓
10.4* ↓	10.3* ↓	10.2* ↙	9.8 ←	10.0 ↖

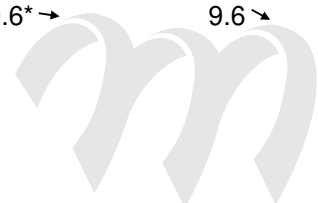
beste Teiler: 21.0 (41.), 146.1 (45.), 147.5 (46.)
 Trefferlage: 0.54 mm links, 1.06 mm tief
 Streuwert: 1.26, horizontal: 1.35, vertikal: 1.16



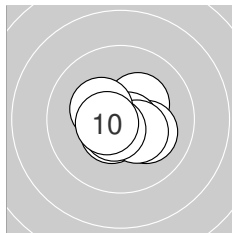
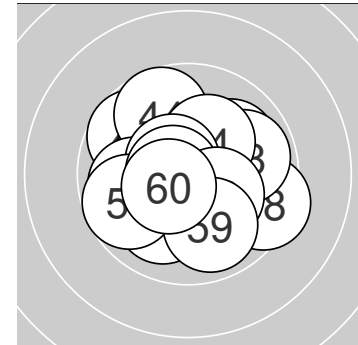
Serie 6: 100.5 (96)

9.7 →	9.9 ↖	10.2* ←	10.0 ↗	10.4* ↖
9.5 ↘	10.3* →	10.3* ↖	10.6* →	9.6 ↘

beste Teiler: 100.1 (59.), 144.6 (55.), 171.4 (57.)
 Trefferlage: 0.75 mm rechts, 0.13 mm hoch
 Streuwert: 1.72, horizontal: 2.06, vertikal: 1.29



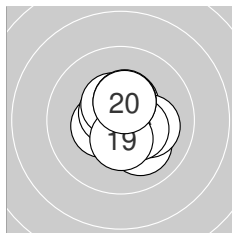
Ergebnis: **622.4** (593)
 Serien: 104.3 103.6 105.1 104.2^{OF} 102.0 103.2
 Zähler: 53 7 0 0 0 0 0 0 0 0
 Innenezehner: 48
 Weitestе: 381 (38.), 310 (41.), 308 (44.)
 beste Teiler: 11.4 (40.), 20.8 (22.), 52.1 (52.)
 Trefferlage: 0.02 mm rechts, 0.05 mm tief
 Streuwert: 1.15, horizontal: 1.27, vertikal: 1.03



Serie 1: 104.3 (100)

10.4* ↘	10.5* ↙	10.4* ↗	10.3* ↗	10.1 ↘
10.7* ↘	10.4* ↘	10.6* ↙	10.3* ↖	10.6* ↖

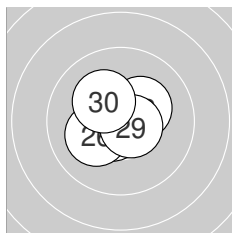
beste Teiler: 58.8 (6.), 85.7 (8.), 100.9 (10.)
 Trefferlage: 0.34 mm rechts, 0.20 mm tief
 Streuwert: 0.96, horizontal: 1.10, vertikal: 0.79



Serie 2: 103.6 (100)

10.4* ↑	10.1 ↘	10.4* ↖	10.6* ↖	10.1 ↘
10.4* ↘	10.4* ↖	10.4* ↑	10.4* ↓	10.4* ↑

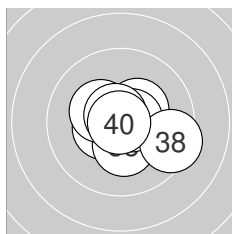
beste Teiler: 91.2 (14.), 126.1 (17.), 126.6 (11.)
 Trefferlage: 0.30 mm rechts, 0.09 mm hoch
 Streuwert: 1.08, horizontal: 1.02, vertikal: 1.14



Serie 3: 105.1 (100)

10.7* ↘	10.9* ↘	10.5* ↖	10.5* ↖	10.6* ↙
10.2* ↖	10.6* ↗	10.3* ↗	10.6* ↘	10.2* ↖

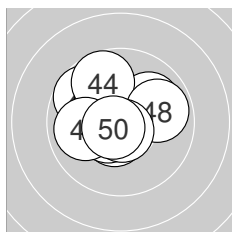
beste Teiler: 20.8 (22.), 74.8 (21.), 80.5 (27.)
 Trefferlage: 0.19 mm links, 0.07 mm hoch
 Streuwert: 0.91, horizontal: 1.02, vertikal: 0.78



Serie 4: 104.2 (99)

10.4* ↗	10.6* ↘	10.6* ↘	10.4* ↖	10.3* ↓
10.6* →	10.3* ↖	9.4 →	10.7* ↖	10.9* ↖

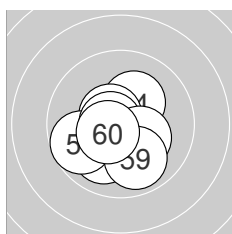
beste Teiler: 11.4 (40.), 62.2 (39.), 77.1 (36.)
 Trefferlage: 0.41 mm rechts, 0.22 mm tief
 Streuwert: 1.16, horizontal: 1.40, vertikal: 0.84



Serie 5: 102.0 (96)

9.7 ↖	10.0 ↗	10.4* ↖	9.7 ↖	10.5* ↙
10.5* ↖	9.9 ↖	9.9 →	10.7* ↓	10.7* ↙

beste Teiler: 62.1 (49.), 65.0 (50.), 101.5 (45.)
 Trefferlage: 0.46 mm links, 0.44 mm hoch
 Streuwert: 1.49, horizontal: 1.69, vertikal: 1.26



Serie 6: 103.2 (98)

10.6* ↘	10.7* ↑	10.0 ↙	10.2* ↗	10.6* ↖
9.7 ↖	10.7* ↖	10.3* ↘	9.9 ↓	10.5* ↙

beste Teiler: 52.1 (52.), 72.2 (57.), 86.8 (51.)
 Trefferlage: 0.25 mm links, 0.52 mm tief
 Streuwert: 1.25, horizontal: 1.27, vertikal: 1.22



ISSF AR Men Jun

StandNr: 109

Kevin, Weiler #54

Junioren

Competition

StartNr: 51

21.01.2023 12:14

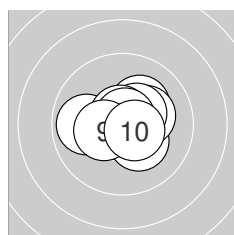
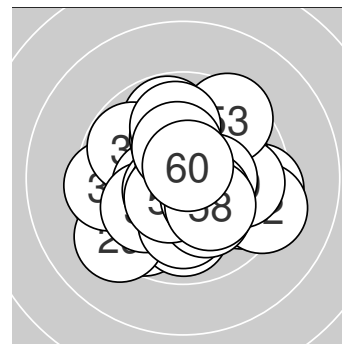
AUT

QF

– Schütze hat sich fürs Finale qualifiziert



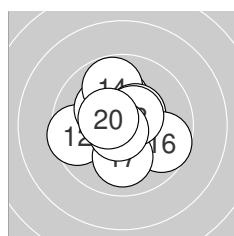
Ergebnis: **611.8** (584)
 Serien: 103.9 101.6 100.0 101.9 102.1 102.3
 Zähler: 44 16 0 0 0 0 0 0 0 0
 Innenezehner: 37
 Weitestе: 426 (29.), 417 (42.), 376 (39.)
 beste Teiler: 47.1 (8.), 52.0 (19.), 53.1 (40.)
 Trefferlage: 0.00 mm , 0.02 mm tief
 Streuwert: 1.51, horizontal: 1.67, vertikal: 1.33



Serie 1: 103.9 (99)

10.4* ↘	10.3* ↘	10.2* ↗	10.2* →	9.9 ←
10.4* ↗	10.7* ↑	10.8* ↑	10.4* ←	10.6* ↘

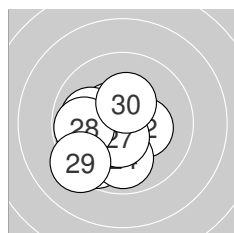
beste Teiler: 47.1 (8.), 67.7 (7.), 99.2 (10.)
 Trefferlage: 0.28 mm rechts, 0.08 mm hoch
 Streuwert: 1.13, horizontal: 1.36, vertikal: 0.83



Serie 2: 101.6 (97)

10.2* ↑	9.6 ←	10.2* ↘	9.8 ↑	10.4* ↗
9.7 →	10.0 ↓	10.5* ↗	10.7* ↗	10.5* ↖

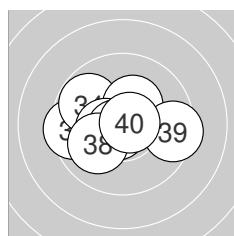
beste Teiler: 52.0 (19.), 104.9 (18.), 116.7 (20.)
 Trefferlage: 0.24 mm links, 0.31 mm hoch
 Streuwert: 1.58, horizontal: 1.64, vertikal: 1.52



Serie 3: 100.0 (95)

9.7 ↙	10.3* →	9.8 ←	9.9 ↓	10.5* ↖
10.0 ←	10.5* ↓	9.8 ←	9.2 ↙	10.3* ↑

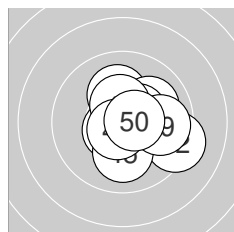
beste Teiler: 106.2 (27.), 116.9 (25.), 153.2 (30.)
 Trefferlage: 1.22 mm links, 0.81 mm tief
 Streuwert: 1.55, horizontal: 1.58, vertikal: 1.52



Serie 4: 101.9 (97)

10.6* ↗	9.5 ←	10.5* ↘	9.8 ↖	10.3* ↑
10.4* ←	10.7* ↗	10.0 ↙	9.4 →	10.7* →

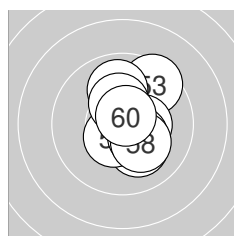
beste Teiler: 53.1 (40.), 60.1 (37.), 92.6 (31.)
 Trefferlage: 0.50 mm links, 0.12 mm hoch
 Streuwert: 1.60, horizontal: 2.06, vertikal: 0.92



Serie 5: 102.1 (98)

10.1 ↑	9.3 →	10.0 ↗	10.6* ↙	10.1 ↓
10.5* ↗	10.4* ↑	10.7* ↗	9.8 →	10.6* →

beste Teiler: 67.2 (48.), 87.6 (50.), 95.4 (44.)
 Trefferlage: 0.88 mm rechts, 0.01 mm hoch
 Streuwert: 1.43, horizontal: 1.56, vertikal: 1.30



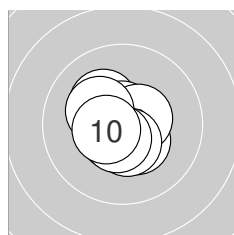
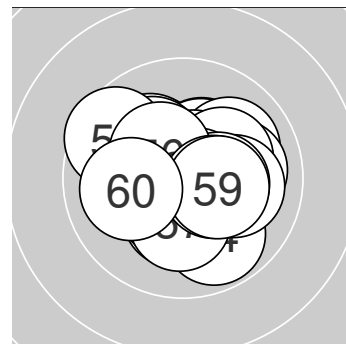
Serie 6: 102.3 (98)

10.1 ↘	10.5* ↗	9.5 ↗	10.3* ↘	10.4* →
10.4* ↘	9.9 ↑	10.2* ↘	10.3* ↑	10.7* ↑

beste Teiler: 65.5 (60.), 115.6 (52.), 143.0 (55.)
 Trefferlage: 0.74 mm rechts, 0.15 mm hoch
 Streuwert: 1.36, horizontal: 0.95, vertikal: 1.67



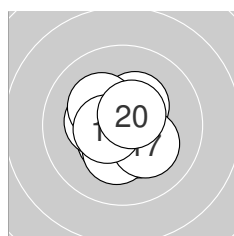
Ergebnis: **625.3** (598)
 Serien: 105.1 104.0 104.2 104.4^{OF} 105.0 102.6
 Zähler: 58 2 0 0 0 0 0 0 0 0
 Innenezehner: 53
 Weitest: 341 (54.), 278 (34.), 238 (33.)
 beste Teiler: 12.5 (38.), 13.0 (41.), 27.2 (48.)
 Trefferlage: 0.06 mm rechts, 0.11 mm tief
 Streuwert: 1.05, horizontal: 1.15, vertikal: 0.93



Serie 1: 105.1 (100)

10.4* ↘	10.2* ↖	10.6* ↗	10.8* ←	10.7* ↑
10.5* →	10.5* ↓	10.6* ↓	10.3* ↖	10.5* ←

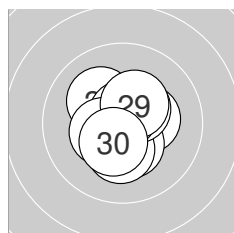
beste Teiler: 36.3 (4.), 59.1 (5.), 94.4 (3.)
 Trefferlage: 0.29 mm links, 0.11 mm tief
 Streuwert: 0.87, horizontal: 0.86, vertikal: 0.89



Serie 2: 104.0 (100)

10.3* ↘	10.5* ↗	10.3* ←	10.4* ↗	10.7* →
10.3* ↓	10.2* ↘	10.2* ↖	10.5* ←	10.6* ↗

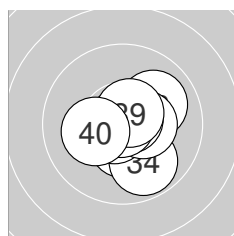
beste Teiler: 63.5 (15.), 92.3 (20.), 103.0 (19.)
 Trefferlage: 0.06 mm links, 0.15 mm tief
 Streuwert: 1.07, horizontal: 1.08, vertikal: 1.06



Serie 3: 104.2 (100)

10.3* →	10.8* ↑	10.4* ↓	10.3* ↓	10.1 ↖
10.4* ↗	10.7* ↑	10.4* ←	10.4* ↗	10.4* ↓

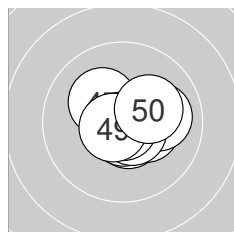
beste Teiler: 46.1 (22.), 57.1 (27.), 130.8 (26.)
 Trefferlage: 0.01 mm rechts, 0.00 mm
 Streuwert: 1.05, horizontal: 0.95, vertikal: 1.14



Serie 4: 104.4 (99)

10.7* ↗	10.4* ↓	10.0 ↗	9.8 ↘	10.7* ↖
10.4* →	10.7* ↗	10.9* ↖	10.6* ↗	10.2* ←

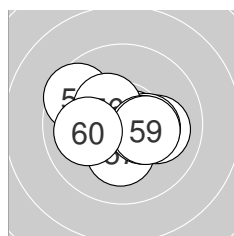
beste Teiler: 12.5 (38.), 52.6 (37.), 63.5 (35.)
 Trefferlage: 0.28 mm rechts, 0.26 mm tief
 Streuwert: 1.07, horizontal: 1.10, vertikal: 1.04



Serie 5: 105.0 (100)

10.9* ↖	10.6* ↓	10.7* ↓	10.3* →	10.0 →
10.6* ↘	10.2* ↖	10.8* ↓	10.7* ↖	10.2* →

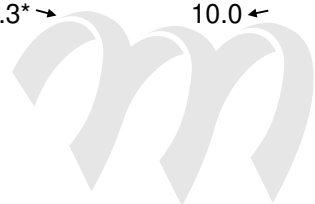
beste Teiler: 13.0 (41.), 27.2 (48.), 64.3 (43.)
 Trefferlage: 0.46 mm rechts, 0.04 mm tief
 Streuwert: 0.93, horizontal: 1.11, vertikal: 0.69



Serie 6: 102.6 (99)

10.1 →	10.6* ←	10.7* →	9.6 ↖	10.3* →
10.4* ↖	10.2* ↓	10.4* →	10.3* →	10.0 ←

beste Teiler: 58.2 (53.), 95.6 (52.), 137.3 (58.)
 Trefferlage: 0.01 mm links, 0.11 mm tief
 Streuwert: 1.40, horizontal: 1.74, vertikal: 0.95



ISSF AR Men Jun

StandNr: 111

Patrick, Entner #56

Junioren

Competition

StartNr: 53

21.01.2023 12:06

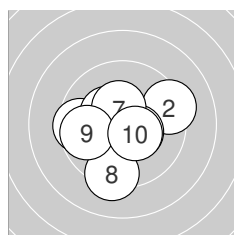
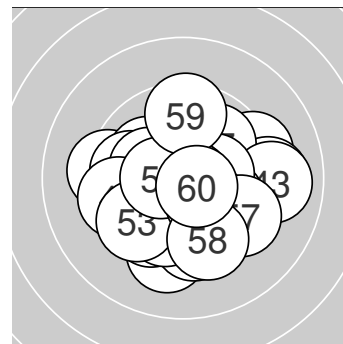
AUT

QF

– Schütze hat sich fürs Finale qualifiziert



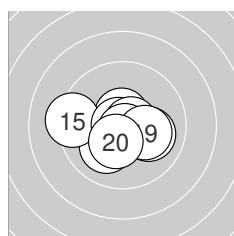
Ergebnis: **607.8** (579)
 Serien: 100.2 103.3 101.7 100.7 100.3 101.6
 Zähler: 39 21 0 0 0 0 0 0 0 0
 Innenzehner: 33
 Weitester: 487 (43.), 468 (32.), 416 (15.)
 beste Teiler: 11.1 (46.), 15.1 (52.), 23.8 (27.)
 Trefferlage: 0.02 mm links, 0.53 mm tief
 Streuwert: 1.66, horizontal: 1.88, vertikal: 1.40



Serie 1: 100.2 (96)

10.7* ↘ 9.3 → 9.5 ← 10.4* ↘ 10.3* ↖
 10.2* ↙ 10.4* ↑ 9.3 ↓ 9.7 ← 10.4* ↘

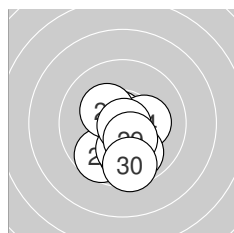
beste Teiler: 54.4 (1.), 128.0 (10.), 129.7 (4.)
 Trefferlage: 0.38 mm links, 0.42 mm tief
 Streuwert: 1.88, horizontal: 2.13, vertikal: 1.58



Serie 2: 103.3 (99)

10.0 → 10.6* ↑ 10.4* ↙ 10.1 ↙ 9.3 ←
 10.8* ← 10.7* → 10.8* ↘ 10.2* → 10.4* ↘

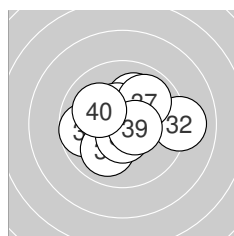
beste Teiler: 35.3 (16.), 49.3 (18.), 69.7 (17.)
 Trefferlage: 0.26 mm links, 0.43 mm tief
 Streuwert: 1.37, horizontal: 1.77, vertikal: 0.79



Serie 3: 101.7 (96)

9.7 ↙ 9.9 ↓ 10.7* ↖ 10.2* → 10.3* ↖
 10.1 ↓ 10.9* ↘ 9.9 ↘ 10.4* ↘ 9.6 ↓

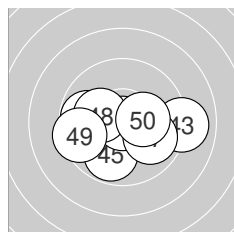
beste Teiler: 23.8 (27.), 57.4 (23.), 146.6 (29.)
 Trefferlage: 0.11 mm rechts, 1.30 mm tief
 Streuwert: 1.32, horizontal: 1.06, vertikal: 1.53



Serie 4: 100.7 (97)

10.1 ↑ 9.1 → 10.2* ← 9.7 ← 10.0 ↙
 10.5* ↖ 9.9 ↗ 10.6* ↓ 10.5* → 10.1 ↖

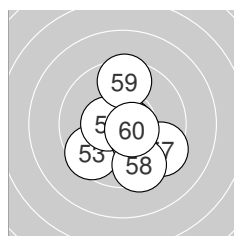
beste Teiler: 97.0 (38.), 106.0 (39.), 124.0 (36.)
 Trefferlage: 0.01 mm links, 0.22 mm hoch
 Streuwert: 1.83, horizontal: 2.24, vertikal: 1.29



Serie 5: 100.3 (95)

10.4* ↙ 10.5* ↘ 9.0 → 9.8 ← 9.8 ↙
 10.9* ↓ 9.9 ↘ 10.2* ← 9.5 ← 10.3* →

beste Teiler: 11.1 (46.), 106.4 (42.), 145.6 (41.)
 Trefferlage: 0.02 mm links, 0.58 mm tief
 Streuwert: 1.93, horizontal: 2.55, vertikal: 0.97



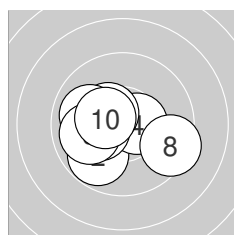
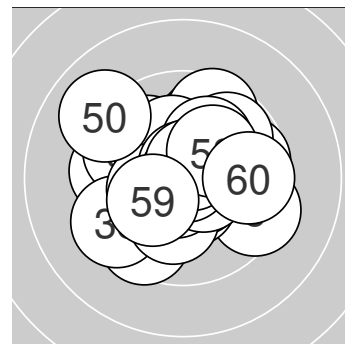
Serie 6: 101.6 (96)

10.6* ↘ 10.9* → 9.6 ↙ 10.8* ↘ 10.5* ←
 10.2* ↘ 9.4 ↘ 9.5 ↓ 9.5 ↑ 10.6* ↘

beste Teiler: 15.1 (52.), 48.3 (54.), 82.0 (51.)
 Trefferlage: 0.42 mm rechts, 0.67 mm tief
 Streuwert: 1.70, horizontal: 1.52, vertikal: 1.87



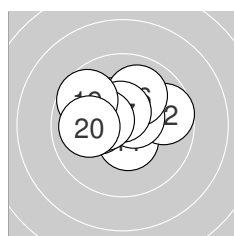
Ergebnis: **613.3** (584)
 Serien: 101.6 102.1 99.4 102.4 104.5 103.3
 Zähler: 44 16 0 0 0 0 0 0 0 0
 Innenzehner: 37
 Weitestе: 488 (50.), 387 (38.), 385 (8.)
 beste Teiler: 4.2 (46.), 15.8 (56.), 20.6 (44.)
 Trefferlage: 0.49 mm links, 0.35 mm hoch
 Streuwert: 1.44, horizontal: 1.58, vertikal: 1.28



Serie 1: 101.6 (98)

10.5* ↘	9.8 ↙	10.4* ←	10.5* →	10.4* ↗
10.2* ←	10.0 ←	9.4 →	10.0 ←	10.4* ↗

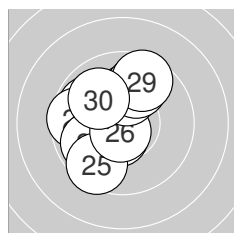
beste Teiler: 105.0 (4.), 118.8 (1.), 126.3 (3.)
 Trefferlage: 0.82 mm links, 0.21 mm tief
 Streuwert: 1.47, horizontal: 1.81, vertikal: 1.03



Serie 2: 102.1 (98)

10.5* ↓	9.7 →	10.6* ↗	10.4* ↘	10.2* ←
10.0 ↗	10.6* ↑	10.4* ←	9.7 ↘	10.0 ←

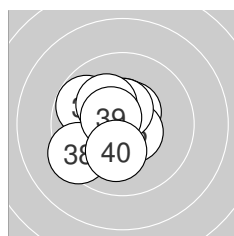
beste Teiler: 99.1 (17.), 100.9 (13.), 115.1 (11.)
 Trefferlage: 0.38 mm links, 0.69 mm hoch
 Streuwert: 1.42, horizontal: 1.77, vertikal: 0.95



Serie 3: 99.4 (93)

9.8 ↘	9.6 ←	10.5* ↓	9.9 ↙	9.5 ↙
10.7* ↓	10.1 ↑	9.8 ↑	9.6 ↑	9.9 ↗

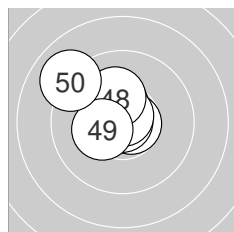
beste Teiler: 63.0 (26.), 101.8 (23.), 207.0 (27.)
 Trefferlage: 0.95 mm links, 0.51 mm hoch
 Streuwert: 1.80, horizontal: 1.61, vertikal: 1.97



Serie 4: 102.4 (98)

9.8 ↘	10.2* ↙	10.5* ↑	10.5* ↗	10.6* ↘
10.5* ↑	10.2* ↘	9.4 ↙	10.6* ↘	10.1 ↓

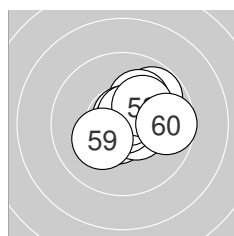
beste Teiler: 92.6 (35.), 98.1 (39.), 105.9 (34.)
 Trefferlage: 0.84 mm links, 0.04 mm hoch
 Streuwert: 1.36, horizontal: 1.31, vertikal: 1.40



Serie 5: 104.5 (99)

10.7* →	10.8* ←	10.5* ↘	10.9* ↘	10.4* ↑
10.9* ↘	10.8* ↑	10.2* ↑	10.3* ←	9.0 ↘

beste Teiler: 4.2 (46.), 20.6 (44.), 45.7 (42.)
 Trefferlage: 0.72 mm links, 0.65 mm hoch
 Streuwert: 1.16, horizontal: 1.23, vertikal: 1.08



Serie 6: 103.3 (98)

9.8 ↗	10.1 ↗	10.7* ↑	10.6* ↙	10.5* ↘
10.9* ↗	10.6* ↗	10.2* ↗	10.2* ↙	9.7 →

beste Teiler: 15.8 (56.), 55.2 (53.), 76.6 (57.)
 Trefferlage: 0.77 mm rechts, 0.41 mm hoch
 Streuwert: 1.19, horizontal: 1.33, vertikal: 1.02



ISSF AR Men Jun

StandNr: 113

Florian, Gugele #58

Junioren

Competition

StartNr: 55

21.01.2023 12:15

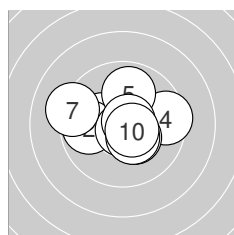
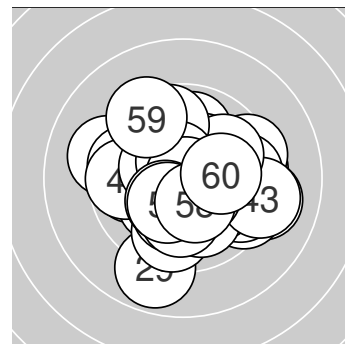
AUT

QF

– Schütze hat sich fürs Finale qualifiziert



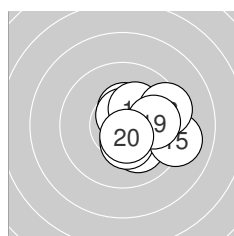
Ergebnis: **608.9** (580)
 Serien: 101.5 101.5 99.5 102.7 101.9 101.8
 Zähler: 41 18 1 0 0 0 0 0 0 0
 Innenzehner: 36
 Weitester: 521 (29.), 458 (15.), 442 (43.)
 beste Teiler: 16.7 (55.), 29.0 (23.), 46.1 (3.)
 Trefferlage: 0.25 mm rechts, 0.21 mm tief
 Streuwert: 1.65, horizontal: 1.82, vertikal: 1.46



Serie 1: 101.5 (96)

10.2* ←	9.8 ←	10.8* ↓	9.5 →	9.9 ↑
10.7* →	9.2 ←	10.4* ↘	10.4* ↘	10.6* ↘

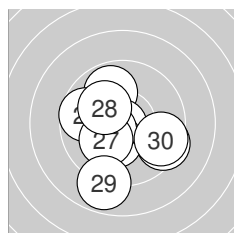
beste Teiler: 46.1 (3.), 54.1 (6.), 92.1 (10.)
 Trefferlage: 0.15 mm links, 0.15 mm hoch
 Streuwert: 1.75, horizontal: 2.21, vertikal: 1.12



Serie 2: 101.5 (97)

10.1 ↘	10.4* ↑	10.7* →	10.4* ↓	9.1 →
10.6* ↑	10.3* ↗	9.4 →	9.9 →	10.6* ↓

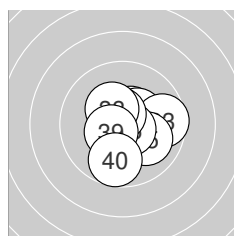
beste Teiler: 72.0 (13.), 84.0 (16.), 98.0 (20.)
 Trefferlage: 1.44 mm rechts, 0.02 mm tief
 Streuwert: 1.39, horizontal: 1.55, vertikal: 1.22



Serie 3: 99.5 (94)

9.4 ↘	9.9 ↑	10.8* ↗	10.3* ↓	10.5* ↖
9.7 ←	10.2* ↗	10.2* ↘	8.9 ↓	9.6 ↘

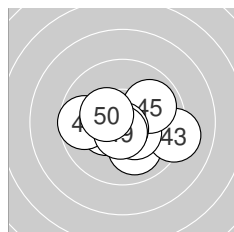
beste Teiler: 29.0 (23.), 122.1 (25.), 159.8 (24.)
 Trefferlage: 0.37 mm links, 0.70 mm tief
 Streuwert: 2.06, horizontal: 2.08, vertikal: 2.04



Serie 4: 102.7 (98)

10.5* ↗	10.4* ↗	9.6 →	10.4* ↘	10.0 ↘
10.7* ↘	10.6* ↑	10.3* ↘	10.5* ↖	9.7 ↓

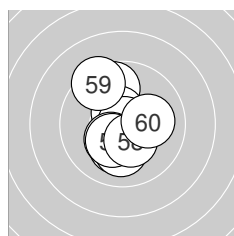
beste Teiler: 69.0 (36.), 87.5 (37.), 113.8 (31.)
 Trefferlage: 0.56 mm rechts, 0.22 mm tief
 Streuwert: 1.33, horizontal: 1.35, vertikal: 1.31



Serie 5: 101.9 (97)

10.0 ↘	10.6* →	9.2 →	10.4* ↘	9.9 →
10.7* ↓	10.4* ↖	9.7 ←	10.6* ↓	10.4* ↘

beste Teiler: 55.5 (46.), 86.8 (49.), 93.4 (42.)
 Trefferlage: 0.33 mm rechts, 0.44 mm tief
 Streuwert: 1.62, horizontal: 2.08, vertikal: 0.95



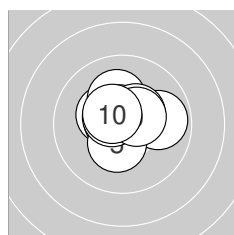
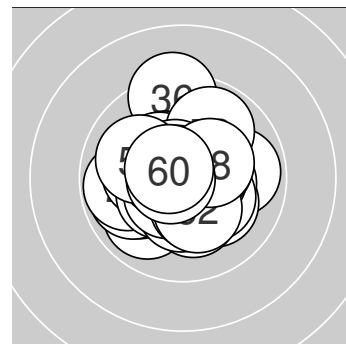
Serie 6: 101.8 (98)

10.2* ↓	10.1 ↓	9.7 ↑	10.5* ↑	10.9* →
10.3* ↗	10.3* ↗	10.3* ↘	9.4 ↑	10.1 →

beste Teiler: 16.7 (55.), 101.3 (54.), 151.1 (58.)
 Trefferlage: 0.27 mm links, 0.04 mm tief
 Streuwert: 1.60, horizontal: 1.11, vertikal: 1.97



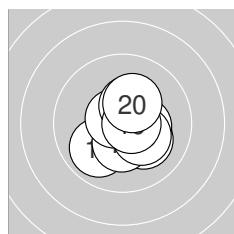
Ergebnis: **624.6** (594)
 Serien: 104.1 103.9 102.9 104.5^{OF} 105.3 103.9
 Zähler: 54 6 0 0 0 0 0 0 0 0
 Innenezehner: 50
 Weitesten: 415 (36.), 282 (29.), 274 (53.)
 beste Teiler: 29.2 (44.), 43.1 (33.), 49.4 (30.)
 Trefferlage: 0.17 mm links, 0.17 mm hoch
 Streuwert: 1.09, horizontal: 1.09, vertikal: 1.09



Serie 1: 104.1 (99)

9.9 →	10.4* ↖	10.6* ↖	10.2* ↑	10.4* ↓
10.6* ↑	10.6* ↖	10.4* ↗	10.5* ↗	10.5* ↖

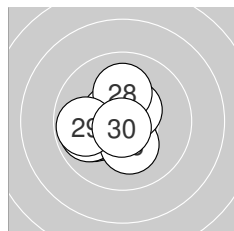
beste Teiler: 76.5 (3.), 78.7 (6.), 97.3 (7.)
 Trefferlage: 0.00 mm, 0.53 mm hoch
 Streuwert: 1.04, horizontal: 1.22, vertikal: 0.82



Serie 2: 103.9 (99)

10.7* ↓	9.9 ↗	10.1 ↘	10.4* →	10.4* ↓
10.3* ↘	10.7* ↖	10.4* ↑	10.7* →	10.3* ↗

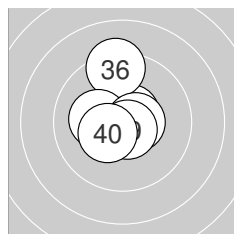
beste Teiler: 67.1 (19.), 68.7 (11.), 69.9 (17.)
 Trefferlage: 0.41 mm rechts, 0.32 mm tief
 Streuwert: 1.10, horizontal: 1.05, vertikal: 1.14



Serie 3: 102.9 (98)

10.6* ↖	10.0 ←	10.3* ←	10.7* ↓	9.9 ←
10.2* ↓	10.5* ↗	10.1 ↑	9.8 ←	10.8* ↓

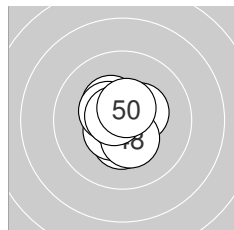
beste Teiler: 49.4 (30.), 58.1 (24.), 97.0 (21.)
 Trefferlage: 0.87 mm links, 0.20 mm tief
 Streuwert: 1.19, horizontal: 1.28, vertikal: 1.10



Serie 4: 104.5 (99)

10.5* ↑	10.7* ↗	10.8* →	10.7* ↖	10.6* ↗
9.3 ↑	10.2* ←	10.6* →	10.7* ↓	10.4* ↗

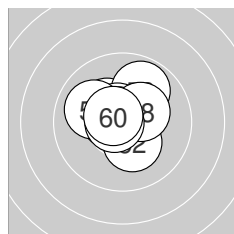
beste Teiler: 43.1 (33.), 58.6 (32.), 68.5 (39.)
 Trefferlage: 0.15 mm links, 0.55 mm hoch
 Streuwert: 1.15, horizontal: 0.88, vertikal: 1.37



Serie 5: 105.3 (100)

10.4* ↓	10.7* ↘	10.5* ↗	10.8* ←	10.4* ↖
10.4* ↖	10.4* ↗	10.4* ↓	10.7* ↖	10.6* ↑


beste Teiler: 29.2 (44.), 51.6 (42.), 71.1 (49.)
 Trefferlage: 0.12 mm links, 0.03 mm tief
 Streuwert: 0.85, horizontal: 0.75, vertikal: 0.94



Serie 6: 103.9 (99)

10.3* ↖	10.3* ↓	9.9 ↗	10.6* ↖	10.7* ↖
10.5* ←	10.0 ↖	10.3* ↗	10.7* ←	10.6* ↖

beste Teiler: 54.8 (55.), 62.2 (59.), 82.3 (54.)
 Trefferlage: 0.29 mm links, 0.55 mm hoch
 Streuwert: 1.06, horizontal: 1.14, vertikal: 0.98



ISSF AR Men Jun

StandNr: 115

Hong An, Tang #60

Junioren

Competition

StartNr: 57

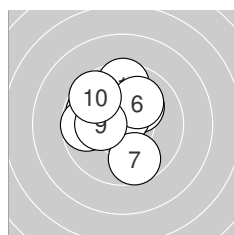
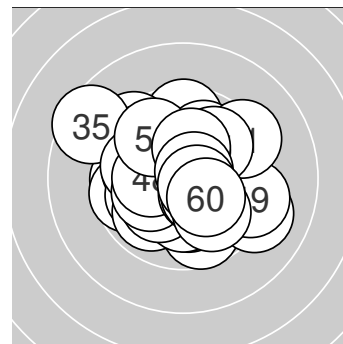
21.01.2023 12:13

Singapore

QF

- Schütze hat sich fürs Finale qualifiziert

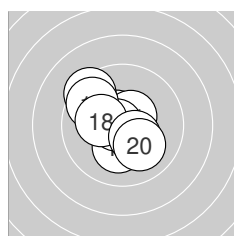
Ergebnis: **606.4** (581)
 Serien: 99.1 102.5 102.6 98.6 102.0 101.6
 Zähler: 42 17 1 0 0 0 0 0 0 0
 Innenezehner: 31
 Weitestе: 609 (35.), 457 (40.), 408 (51.)
 beste Teiler: 3.6 (46.), 31.5 (43.), 53.0 (15.)
 Trefferlage: 0.22 mm links, 0.21 mm hoch
 Streuwert: 1.69, horizontal: 1.83, vertikal: 1.53



Serie 1: 99.1 (94)

9.6 ↑	10.1 ↗	9.7 ↘	10.7* ↑	9.8 ↖
10.0 ↗	9.7 ↘	9.7 ←	10.2* ←	9.6 ↖

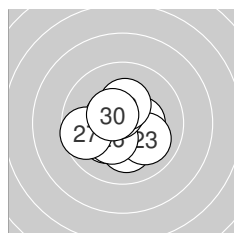
beste Teiler: 65.1 (4.), 188.0 (9.), 201.1 (2.)
 Trefferlage: 0.84 mm links, 1.00 mm hoch
 Streuwert: 1.77, horizontal: 1.77, vertikal: 1.78



Serie 2: 102.5 (98)

10.6* ↖	10.2* ↓	10.7* →	10.5* ↗	10.7* ←
9.4 ↖	9.7 ↖	10.2* ←	10.4* ↘	10.1 ↘

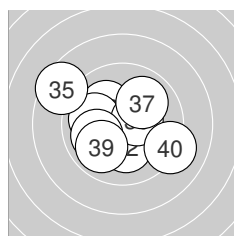
beste Teiler: 53.0 (15.), 57.2 (13.), 92.9 (11.)
 Trefferlage: 0.49 mm links, 0.18 mm hoch
 Streuwert: 1.48, horizontal: 1.50, vertikal: 1.46



Serie 3: 102.6 (99)

10.4* →	10.1 ↓	10.0 ↘	10.5* ↖	10.2* ↗
10.3* ↗	9.7 ←	10.6* ↖	10.3* ↑	10.5* ↖

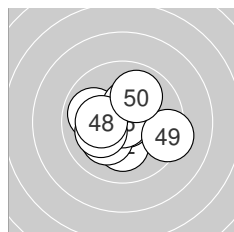
beste Teiler: 96.7 (28.), 111.4 (24.), 112.8 (30.)
 Trefferlage: 0.38 mm links, 0.29 mm tief
 Streuwert: 1.33, horizontal: 1.45, vertikal: 1.19



Serie 4: 98.6 (96)

10.4* ↗	10.2* ↓	10.1 ↘	10.0 ←	8.5 ↖
10.4* →	10.0 ↗	10.0 ←	9.9 ↗	9.1 ↘

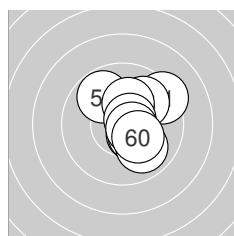
beste Teiler: 129.6 (36.), 130.8 (31.), 195.3 (32.)
 Trefferlage: 0.48 mm links, 0.13 mm hoch
 Streuwert: 2.26, horizontal: 2.65, vertikal: 1.79



Serie 5: 102.0 (98)

9.9 ↖	10.2* ↓	10.8* →	10.2* ↗	10.4* ↑
10.9* ↗	10.1 ←	10.2* ←	9.3 →	10.0 ↑

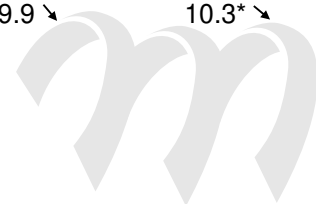
beste Teiler: 3.6 (46.), 31.5 (43.), 144.5 (45.)
 Trefferlage: 0.16 mm links, 0.09 mm tief
 Streuwert: 1.61, horizontal: 1.87, vertikal: 1.30



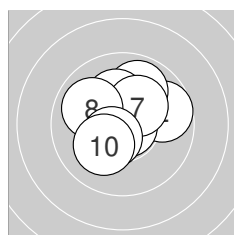
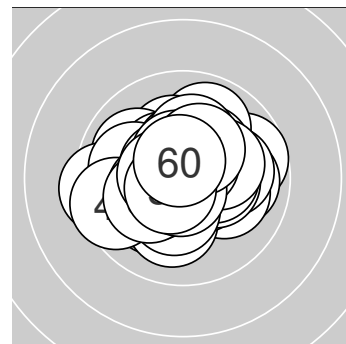
Serie 6: 101.6 (96)

9.3 ↗	10.5* ↘	9.8 ↘	10.4* ↘	9.9 ↗
10.2* ↑	10.7* ↗	10.6* →	9.9 ↘	10.3* ↘

beste Teiler: 74.6 (57.), 87.7 (58.), 122.3 (52.)
 Trefferlage: 1.02 mm rechts, 0.33 mm hoch
 Streuwert: 1.45, horizontal: 1.27, vertikal: 1.60



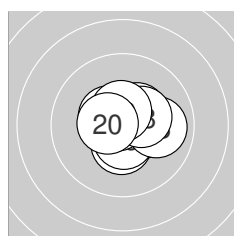
Ergebnis: **620.7** (595)
 Serien: 102.4 104.4 103.7 102.6^{OF} 102.8 104.8
 Zähler: 55 5 0 0 0 0 0 0 0 0
 Innenezehner: 47
 Weitest: 385 (38.), 350 (48.), 305 (2.)
 beste Teiler: 34.4 (3.), 41.5 (40.), 55.4 (17.)
 Trefferlage: 0.14 mm links, 0.12 mm hoch
 Streuwert: 1.18, horizontal: 1.37, vertikal: 0.96



Serie 1: 102.4 (97)

10.5* ↗	9.7 →	10.8* ↘	9.9 ↗	10.5* ↘
10.2* ↖	10.3* ↗	9.9 ↖	10.5* ↘	10.1 ↘

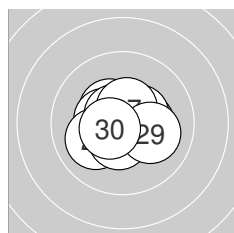
beste Teiler: 34.4 (3.), 101.2 (1.), 109.0 (5.)
 Trefferlage: 0.00 mm , 0.52 mm hoch
 Streuwert: 1.38, horizontal: 1.47, vertikal: 1.29



Serie 2: 104.4 (100)

10.4* ↓	10.4* →	10.4* ↗	10.5* ↖	10.6* ↓
10.0 →	10.7* ↖	10.4* →	10.5* ↑	10.5* ←

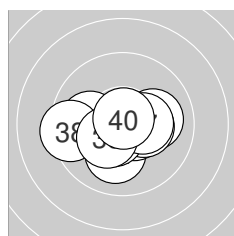
beste Teiler: 55.4 (17.), 99.4 (15.), 103.6 (19.)
 Trefferlage: 0.37 mm rechts, 0.09 mm hoch
 Streuwert: 1.00, horizontal: 1.17, vertikal: 0.79



Serie 3: 103.7 (100)

10.3* →	10.4* ↖	10.4* ←	10.4* →	10.6* ↖
10.0 ↖	10.5* ↑	10.5* ↓	10.1 →	10.5* ↖

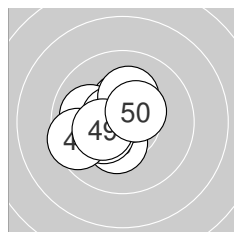
beste Teiler: 83.4 (25.), 101.7 (30.), 113.0 (27.)
 Trefferlage: 0.10 mm links, 0.01 mm hoch
 Streuwert: 1.11, horizontal: 1.32, vertikal: 0.84



Serie 4: 102.6 (99)

10.1 →	10.1 ↓	10.6* ↘	10.3* →	10.5* ↘
10.0 ←	10.4* →	9.4 ←	10.4* ↘	10.8* ↑

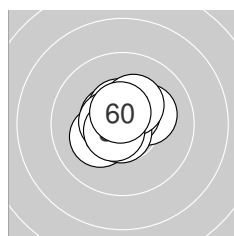
beste Teiler: 41.5 (40.), 95.2 (33.), 108.6 (35.)
 Trefferlage: 0.23 mm links, 0.41 mm tief
 Streuwert: 1.43, horizontal: 1.88, vertikal: 0.76



Serie 5: 102.8 (99)

10.4* ↑	10.0 ←	10.3* ↓	10.6* ↗	10.6* ↖
10.3* ↖	10.2* ↑	9.6 ←	10.3* ↖	10.5* ↗

beste Teiler: 85.4 (45.), 96.2 (44.), 125.0 (50.)
 Trefferlage: 0.77 mm links, 0.15 mm hoch
 Streuwert: 1.25, horizontal: 1.36, vertikal: 1.13



Serie 6: 104.8 (100)

10.2* →	10.5* ↖	10.6* ↗	10.5* ↑	10.2* ↘
10.7* ↓	10.3* ↗	10.6* ←	10.6* ↘	10.6* ↑

beste Teiler: 61.0 (56.), 78.4 (59.), 86.6 (60.)
 Trefferlage: 0.16 mm links, 0.34 mm hoch
 Streuwert: 0.88, horizontal: 0.98, vertikal: 0.78



ISSF AR Men Jun

StandNr: 117

Kiano, Waibel #62

Junioren

Competition

StartNr: 59

21.01.2023 12:15

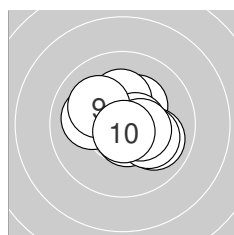
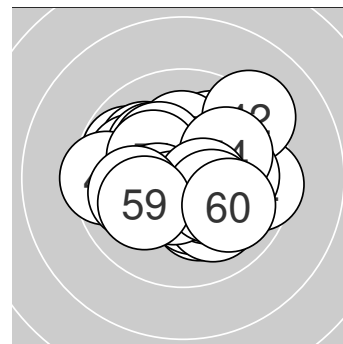
AUT

QF

– Schütze hat sich fürs Finale qualifiziert



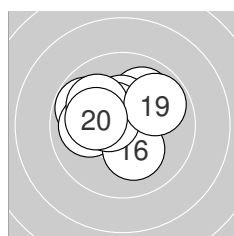
Ergebnis: **615.4** (592)
 Serien: 103.2 101.4 103.4 103.7^{OF} 101.3 102.4
 Zähler: 52 8 0 0 0 0 0 0 0 0
 Innenezehner: 39
 Weitest: 431 (42.), 368 (49.), 358 (32.)
 beste Teiler: 37.0 (21.), 53.4 (43.), 53.7 (10.)
 Trefferlage: 0.04 mm rechts, 0.14 mm hoch
 Streuwert: 1.37, horizontal: 1.63, vertikal: 1.04



Serie 1: 103.2 (100)

10.3* ↗	10.3* ↑	10.1 ←	10.0 ↘	10.6* →
10.6* ↓	10.1 ↘	10.4* →	10.1 ↖	10.7* ↓

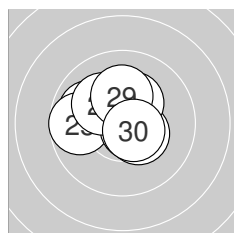
beste Teiler: 53.7 (10.), 87.4 (6.), 92.0 (5.)
 Trefferlage: 0.37 mm rechts, 0.10 mm hoch
 Streuwert: 1.25, horizontal: 1.44, vertikal: 1.03



Serie 2: 101.4 (98)

9.8 ↖	10.0 ↗	10.4* ↑	10.5* ↘	10.0 ←
10.2* ↓	10.5* ↖	10.0 ↖	9.8 ↗	10.2* ↖

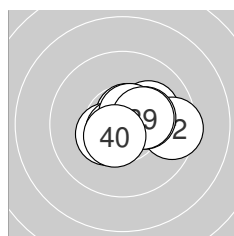
beste Teiler: 105.6 (17.), 111.8 (14.), 136.3 (13.)
 Trefferlage: 0.60 mm links, 0.73 mm hoch
 Streuwert: 1.40, horizontal: 1.68, vertikal: 1.06



Serie 3: 103.4 (98)

10.8* ↑	9.9 ↖	10.4* ↘	10.6* ↑	9.7 ←
10.7* ↘	10.2* ↖	10.3* ↗	10.2* ↑	10.6* ↘

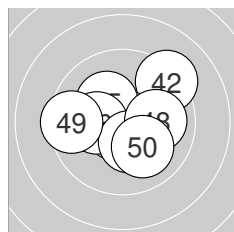
beste Teiler: 37.0 (21.), 72.7 (26.), 79.6 (24.)
 Trefferlage: 0.38 mm links, 0.51 mm hoch
 Streuwert: 1.21, horizontal: 1.44, vertikal: 0.92



Serie 4: 103.7 (99)

10.1 ↗	9.5 →	10.7* ↗	10.6* ↙	10.4* ↙
10.3* →	10.7* ↙	10.6* ↗	10.3* →	10.5* ↙

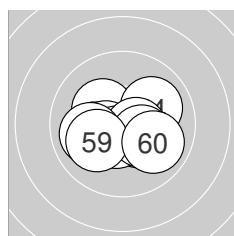
beste Teiler: 64.4 (37.), 74.7 (33.), 85.0 (38.)
 Trefferlage: 0.65 mm rechts, 0.00 mm
 Streuwert: 1.14, horizontal: 1.46, vertikal: 0.68



Serie 5: 101.3 (98)

10.4* ↘	9.2 ↗	10.7* →	10.7* ↙	10.2* ↖
10.2* ←	10.4* ↓	10.0 →	9.5 ←	10.0 ↘


beste Teiler: 53.4 (43.), 72.8 (44.), 128.8 (41.)
 Trefferlage: 0.18 mm rechts, 0.02 mm tief
 Streuwert: 1.74, horizontal: 2.04, vertikal: 1.36



Serie 6: 102.4 (99)

10.3* ↖	10.4* ↘	10.4* ↙	10.0 ↗	10.5* ↙
10.5* →	10.3* ↘	10.0 ←	10.1 ↙	9.9 ↘

beste Teiler: 101.5 (56.), 104.6 (55.), 133.7 (53.)
 Trefferlage: 0.05 mm rechts, 0.46 mm tief
 Streuwert: 1.35, horizontal: 1.69, vertikal: 0.87



ISSF AR Men Jun
StandNr: 118
Oliver, Wettstein #63

Junioren
Competition

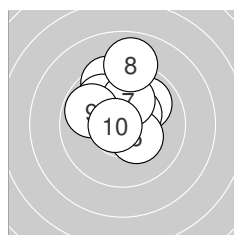
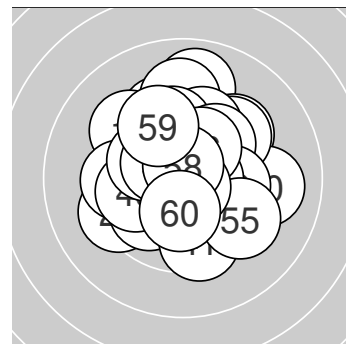
StartNr: 60
21.01.2023 12:34
ESUI

QF

– Schütze hat sich fürs Finale qualifiziert



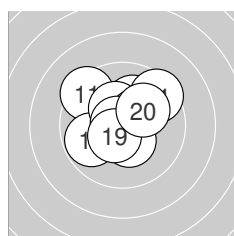
Ergebnis: **605.3** (578)
 Serien: 100.2 101.3 101.2 100.9 99.2 102.5
 Zähler: 38 22 0 0 0 0 0 0 0 0
 Innenzehner: 29
 Weitester: 500 (8.), 454 (30.), 442 (44.)
 beste Teiler: 44.5 (51.), 46.2 (24.), 48.1 (18.)
 Trefferlage: 0.00 mm , 0.63 mm hoch
 Streuwert: 1.68, horizontal: 1.69, vertikal: 1.67



Serie 1: 100.2 (95)

10.6* ↖	9.5 ↖	9.9 ↘	9.9 ↗	10.4* ↗
10.3* ↘	10.1 ↑	9.0 ↑	9.8 ↖	10.7* ←

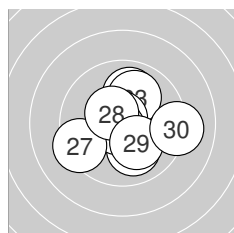
beste Teiler: 63.7 (10.), 83.0 (1.), 132.2 (5.)
 Trefferlage: 0.12 mm links, 1.55 mm hoch
 Streuwert: 1.56, horizontal: 1.41, vertikal: 1.71



Serie 2: 101.3 (97)

9.4 ↘	10.1 ↑	9.8 ←	9.5 ↗	10.3* ↖
10.4* ↗	10.4* ↘	10.8* ↖	10.5* ↗	10.1 ↗

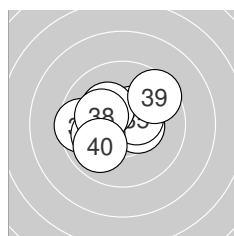
beste Teiler: 48.1 (18.), 110.6 (19.), 137.4 (17.)
 Trefferlage: 0.02 mm links, 0.72 mm hoch
 Streuwert: 1.65, horizontal: 1.81, vertikal: 1.47



Serie 3: 101.2 (98)

10.6* ↖	10.0 ↑	10.0 ↑	10.8* ↖	10.0 ↘
10.7* ↗	9.3 ←	10.5* ↘	10.2* ↘	9.1 →

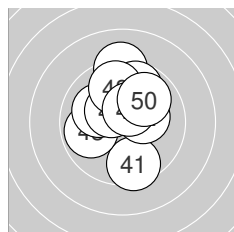
beste Teiler: 46.2 (24.), 55.8 (26.), 100.8 (21.)
 Trefferlage: 0.27 mm rechts, 0.03 mm hoch
 Streuwert: 1.83, horizontal: 2.03, vertikal: 1.61



Serie 4: 100.9 (97)

10.5* ↗	9.6 ←	10.4* →	10.1 ←	10.4* ↗
10.1 ←	10.2* ↘	10.2* ↖	9.5 ↗	9.9 ↗

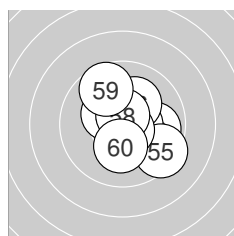
beste Teiler: 117.2 (31.), 127.2 (33.), 128.0 (35.)
 Trefferlage: 0.64 mm links, 0.20 mm hoch
 Streuwert: 1.61, horizontal: 1.96, vertikal: 1.17



Serie 5: 99.2 (94)

9.5 ↘	10.2* →	9.9 ←	9.2 ↑	10.1 ↖
10.4* ↘	9.7 ↑	9.8 ↑	10.5* ↑	9.9 ↗

beste Teiler: 120.3 (49.), 132.9 (46.), 176.8 (42.)
 Trefferlage: 0.02 mm links, 1.12 mm hoch
 Streuwert: 1.87, horizontal: 1.51, vertikal: 2.17



Serie 6: 102.5 (97)

10.8* ↘	9.9 →	10.5* →	10.4* ↖	9.4 ↘
10.2* ↑	10.7* ↘	10.7* ↑	9.7 ↖	10.2* ↓

beste Teiler: 44.5 (51.), 63.8 (57.), 72.0 (58.)
 Trefferlage: 0.52 mm rechts, 0.14 mm hoch
 Streuwert: 1.52, horizontal: 1.50, vertikal: 1.53

