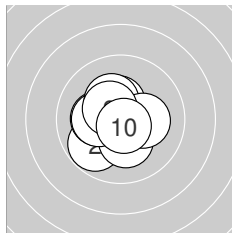
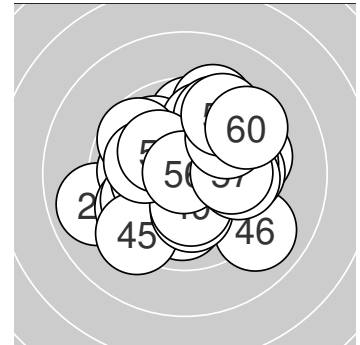


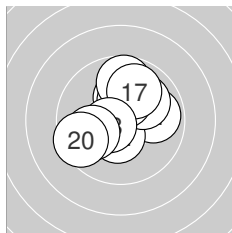
Ergebnis: **600.2** (571)
 Serien: 103.1 100.3 99.7 100.4 98.3 98.4
 Zähler: 32 27 1 0 0 0 0 0 0 0
 Innenezehner: 25
 Weitestе: 504 (22.), 488 (46.), 419 (60.)
 beste Teiler: 12.2 (56.), 59.9 (10.), 83.5 (30.)
 Trefferlage: 0.09 mm rechts, 0.37 mm hoch
 Streuwert: 1.82, horizontal: 1.97, vertikal: 1.65



Serie 1: 103.1 (99)

10.4* ↑	9.8 ↙	10.2* ←	10.6* →	10.2* ↓
10.2* ←	10.3* ↘	10.2* →	10.5* ↖	10.7* ↓

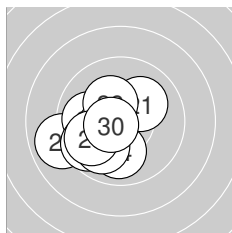
beste Teiler: 59.9 (10.), 93.7 (4.), 123.7 (9.)
 Trefferlage: 0.41 mm links, 0.07 mm tief
 Streuwert: 1.22, horizontal: 1.29, vertikal: 1.15



Serie 2: 100.3 (95)

9.9 →	10.4* ↓	10.0 ↗	10.2* ↑	10.3* ↑
9.7 ↑	9.9 ↗	10.5* ←	9.9 ←	9.5 ↙

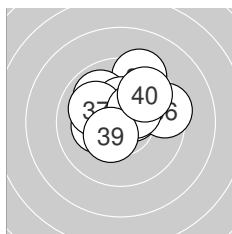
beste Teiler: 102.5 (18.), 129.2 (12.), 165.1 (15.)
 Trefferlage: 0.05 mm links, 0.64 mm hoch
 Streuwert: 1.72, horizontal: 1.78, vertikal: 1.65



Serie 3: 99.7 (94)

10.1 ↗	8.9 ←	9.9 ←	10.0 ↓	9.7 ↙
10.4* ←	9.9 ↙	10.3* ↘	9.9 ←	10.6* ←

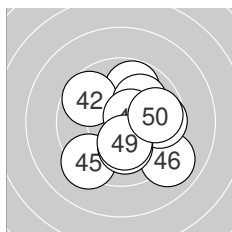
beste Teiler: 83.5 (30.), 131.8 (26.), 168.8 (28.)
 Trefferlage: 1.52 mm links, 0.70 mm tief
 Streuwert: 1.57, horizontal: 1.71, vertikal: 1.40



Serie 4: 100.4 (96)

9.3 ↑	10.5* ↗	9.9 ↘	10.4* ↑	10.2* ←
9.5 →	10.0 ↘	10.4* ↗	10.4* ↙	9.8 ↗

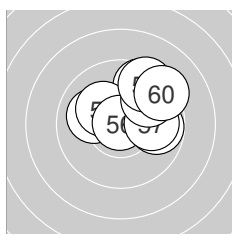
beste Teiler: 111.0 (32.), 131.2 (39.), 142.7 (38.)
 Trefferlage: 0.29 mm rechts, 1.17 mm hoch
 Streuwert: 1.62, horizontal: 1.86, vertikal: 1.33



Serie 5: 98.3 (94)

9.8 ↑	9.7 ↘	10.0 ↗	10.6* ↗	9.3 ↙
9.0 ↘	9.7 →	10.1 ↓	10.3* ↓	9.8 →


beste Teiler: 93.5 (44.), 170.2 (49.), 203.3 (48.)
 Trefferlage: 0.87 mm rechts, 0.24 mm tief
 Streuwert: 2.15, horizontal: 2.19, vertikal: 2.11



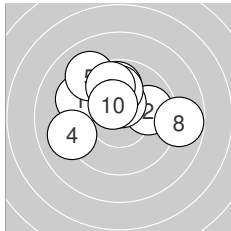
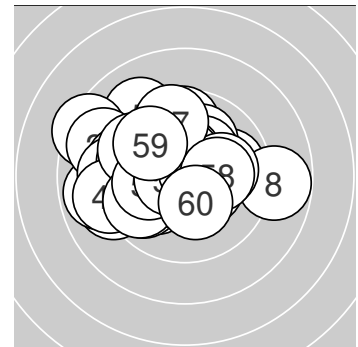
Serie 6: 98.4 (93)

9.6 ↑	10.0 ←	9.6 ↗	10.2* ↘	9.8 →
10.9* ↘	9.9 →	9.7 ↗	9.4 ↗	9.3 ↗

beste Teiler: 12.2 (56.), 189.2 (54.), 228.0 (52.)
 Trefferlage: 1.38 mm rechts, 1.45 mm hoch
 Streuwert: 1.64, horizontal: 1.93, vertikal: 1.28



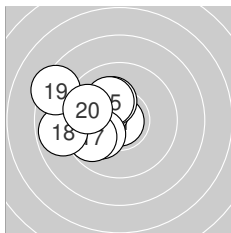
Ergebnis: **598.9** (570)
 Serien: 96.7 98.4 99.1 102.0 100.5 102.2
 Zähler: 34 22 4 0 0 0 0 0 0 0
 Innenezehner: 26
 Weitestе: 643 (19.), 542 (8.), 528 (22.)
 beste Teiler: 7.0 (35.), 11.1 (11.), 60.0 (27.)
 Trefferlage: 1.01 mm links, 0.77 mm hoch
 Streuwert: 1.78, horizontal: 2.12, vertikal: 1.35



Serie 1: 96.7 (92)

9.4 ↖	9.9 →	10.4* ↑	9.1 ←	9.1 ↘
9.8 ↑	10.0 ↑	8.8 →	9.8 ↗	10.4* ↘

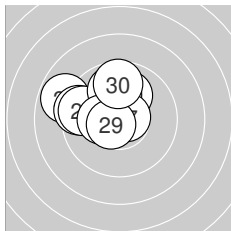
beste Teiler: 130.1 (3.), 131.5 (10.), 248.2 (7.)
 Trefferlage: 0.42 mm links, 1.45 mm hoch
 Streuwert: 2.33, horizontal: 2.88, vertikal: 1.62



Serie 2: 98.4 (93)

10.9* ↓	10.3* ↖	10.2* ↗	9.9 ←	10.2* ↘
10.1 ↙	9.8 ↙	8.9 ←	8.4 ↖	9.7 ↖

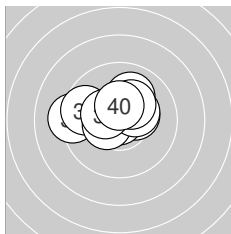
beste Teiler: 11.1 (11.), 158.5 (12.), 184.9 (13.)
 Trefferlage: 2.37 mm links, 0.35 mm hoch
 Streuwert: 1.68, horizontal: 1.88, vertikal: 1.45



Serie 3: 99.1 (94)

10.0 ↑	8.8 ↖	10.1 ↑	9.4 ←	9.6 ←
9.9 ↑	10.7* →	10.3* ←	10.6* ↙	9.7 ↑

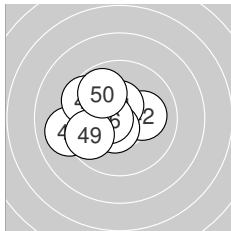
beste Teiler: 60.0 (27.), 91.0 (29.), 162.0 (28.)
 Trefferlage: 1.41 mm links, 1.33 mm hoch
 Streuwert: 1.63, horizontal: 1.95, vertikal: 1.24



Serie 4: 102.0 (98)

9.2 ←	10.0 ↑	10.4* →	9.7 ←	10.9* ←
10.5* ←	10.3* →	10.4* ↖	10.2* ↗	10.4* ↑

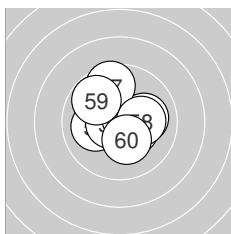
beste Teiler: 7.0 (35.), 122.7 (36.), 133.0 (40.)
 Trefferlage: 0.51 mm links, 0.72 mm hoch
 Streuwert: 1.48, horizontal: 1.96, vertikal: 0.75



Serie 5: 100.5 (95)

9.9 ↘	10.1 →	10.6* ↖	10.5* ↑	10.5* ↙
10.6* ←	9.1 ←	9.6 ↖	9.7 ←	9.9 ↘

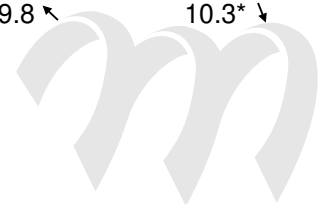
beste Teiler: 84.5 (43.), 100.4 (46.), 102.4 (45.)
 Trefferlage: 1.36 mm links, 0.40 mm hoch
 Streuwert: 1.61, horizontal: 1.82, vertikal: 1.36



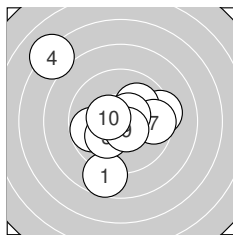
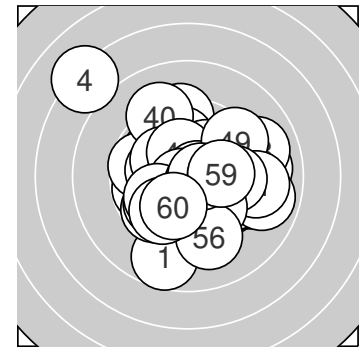
Serie 6: 102.2 (98)

10.1 ←	10.4* ↘	10.6* ←	10.7* →	10.1 →
10.4* ↘	9.6 ↑	10.2* →	9.8 ↘	10.3* ↘

beste Teiler: 71.5 (54.), 85.3 (53.), 131.6 (52.)
 Trefferlage: 0.01 mm links, 0.41 mm hoch
 Streuwert: 1.49, horizontal: 1.59, vertikal: 1.39



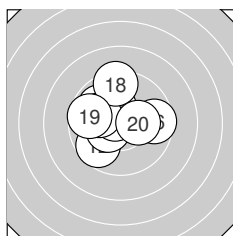
Ergebnis: **591.6** (566)
 Serien: 96.3 99.8 100.0 97.3 99.1 99.1
 Zähler: 30 27 2 1 0 0 0 0 0 0
 Innenezehner: 21
 Weitester: 949 (4.), 562 (1.), 514 (48.)
 beste Teiler: 49.1 (26.), 57.3 (50.), 64.1 (47.)
 Trefferlage: 0.73 mm rechts, 0.00 mm
 Streuwert: 2.18, horizontal: 2.47, vertikal: 1.84



Serie 1: 96.3 (92)

8.7 ↓	9.8 ←	10.2* ↗	7.2 ↖	9.3 →
10.0 ↗	9.6 →	10.6* ↗	10.5* ↘	10.4* ←

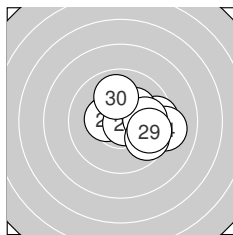
beste Teiler: 98.4 (8.), 101.8 (9.), 127.7 (10.)
 Trefferlage: 0.36 mm links, 0.13 mm hoch
 Streuwert: 3.07, horizontal: 3.18, vertikal: 2.96



Serie 2: 99.8 (95)

10.2* ↖	9.7 ↗	10.4* ←	10.7* ↖	9.9 ↖
9.6 →	10.0 ↖	9.4 ↑	9.7 ←	10.2* →

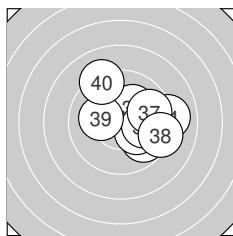
beste Teiler: 70.4 (14.), 143.1 (13.), 176.0 (20.)
 Trefferlage: 0.74 mm links, 0.66 mm hoch
 Streuwert: 1.81, horizontal: 1.98, vertikal: 1.62



Serie 3: 100.0 (96)

9.5 →	10.5* ↖	10.4* ←	9.2 →	10.2* ↗
10.8* ↘	10.0 →	9.7 ↘	9.7 →	10.0 ↑

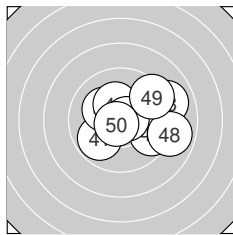
beste Teiler: 49.1 (26.), 125.8 (22.), 142.4 (23.)
 Trefferlage: 1.47 mm rechts, 0.10 mm hoch
 Streuwert: 1.66, horizontal: 2.05, vertikal: 1.15



Serie 4: 97.3 (94)

9.8 ↘	9.8 ↘	10.2* ↘	9.0 →	10.2* ↗
10.0 →	9.7 →	9.3 →	10.1 ←	9.2 ↖

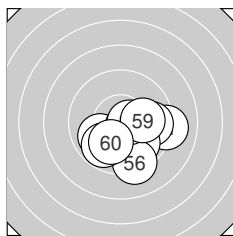
beste Teiler: 191.4 (33.), 195.8 (35.), 202.0 (39.)
 Trefferlage: 1.77 mm rechts, 0.16 mm hoch
 Streuwert: 2.00, horizontal: 2.22, vertikal: 1.76



Serie 5: 99.1 (94)

9.8 ↗	10.2* ↖	9.0 →	10.5* ↗	10.3* ↖
9.6 ↘	10.7* →	8.9 →	9.4 ↗	10.7* ↗

beste Teiler: 57.3 (50.), 64.1 (47.), 119.8 (44.)
 Trefferlage: 1.27 mm rechts, 0.26 mm hoch
 Streuwert: 2.07, horizontal: 2.54, vertikal: 1.46



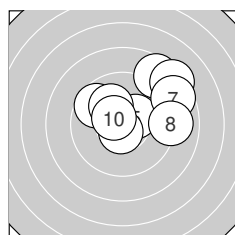
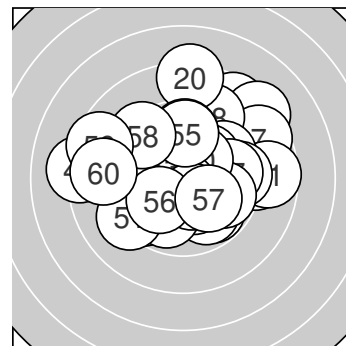
Serie 6: 99.1 (95)

9.1 →	9.7 →	10.0 ↗	10.6* ↘	9.9 ↘
9.2 ↓	10.6* →	9.8 ↗	10.1 →	10.1 ↓

beste Teiler: 80.9 (54.), 88.0 (57.), 223.6 (59.)
 Trefferlage: 0.97 mm rechts, 1.28 mm tief
 Streuwert: 1.76, horizontal: 2.11, vertikal: 1.33



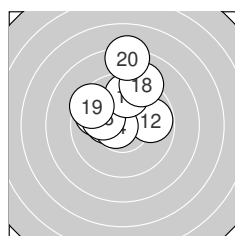
Ergebnis: **589.0** (560)
 Serien: 94.9 97.1 101.0 98.6 100.1 97.3
 Zähler: 28 24 8 0 0 0 0 0 0 0
 Innenzehner: 19
 Weitester: 697 (43.), 679 (20.), 656 (3.)
 beste Teiler: 19.1 (45.), 19.8 (22.), 37.8 (27.)
 Trefferlage: 0.20 mm rechts, 0.68 mm hoch
 Streuwert: 2.30, horizontal: 2.67, vertikal: 1.86



Serie 1: 94.9 (91)

8.6 ↗	9.1 →	8.3 ↗	9.7 ↘	10.3* ↗
10.1 ↘	8.7 ↗	9.0 →	10.6* ↓	10.5* ↘

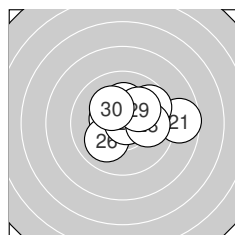
beste Teiler: 76.4 (9.), 108.8 (10.), 151.6 (5.)
 Trefferlage: 1.92 mm rechts, 1.70 mm hoch
 Streuwert: 2.46, horizontal: 2.99, vertikal: 1.80



Serie 2: 97.1 (92)

10.3* ←	9.8 →	9.9 ↘	10.7* ←	9.8 ↘
10.1 ↘	9.7 ↑	9.1 ↗	9.5 ↘	8.2 ↑

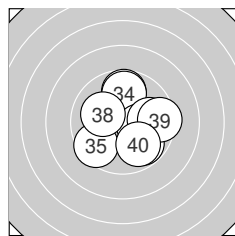
beste Teiler: 68.5 (14.), 163.4 (11.), 210.2 (16.)
 Trefferlage: 0.66 mm links, 1.96 mm hoch
 Streuwert: 2.06, horizontal: 2.00, vertikal: 2.13



Serie 3: 101.0 (96)

8.7 →	10.9* ↘	10.5* ↘	10.2* ↑	9.7 ↗
10.0 ↗	10.8* →	9.9 →	10.1 ↗	10.2* ↘

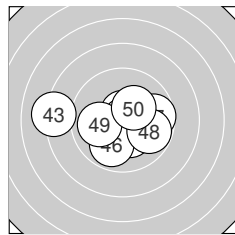
beste Teiler: 19.8 (22.), 37.8 (27.), 122.1 (23.)
 Trefferlage: 0.90 mm rechts, 0.54 mm hoch
 Streuwert: 1.77, horizontal: 2.26, vertikal: 1.07



Serie 4: 98.6 (93)

10.1 →	9.7 ↑	9.8 ↘	9.8 ↑	9.5 ↗
10.3* →	9.9 →	10.1 ↘	9.5 →	9.9 ↘

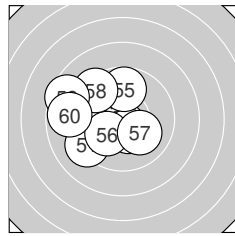
beste Teiler: 170.2 (36.), 214.4 (38.), 217.1 (31.)
 Trefferlage: 0.94 mm rechts, 0.02 mm hoch
 Streuwert: 1.99, horizontal: 2.04, vertikal: 1.94



Serie 5: 100.1 (95)

10.3* ↘	10.7* ↑	8.2 ←	10.3* ↓	10.9* →
9.9 ↓	9.7 →	9.8 ↘	10.0 ←	10.3* ↗

beste Teiler: 19.1 (45.), 75.0 (42.), 167.0 (50.)
 Trefferlage: 0.09 mm links, 0.33 mm tief
 Streuwert: 2.21, horizontal: 2.91, vertikal: 1.15



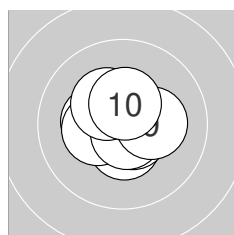
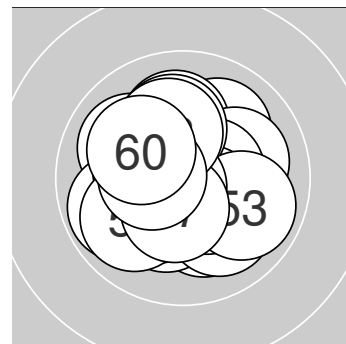
Serie 6: 97.3 (93)

9.2 ↗	10.8* ↓	10.3* ↘	10.4* ↓	9.7 ↑
10.1 ↗	10.1 ↘	9.4 ↘	8.5 ↘	8.8 ←

beste Teiler: 50.0 (52.), 137.3 (54.), 151.7 (53.)
 Trefferlage: 1.77 mm links, 0.21 mm hoch
 Streuwert: 2.26, horizontal: 2.51, vertikal: 1.98



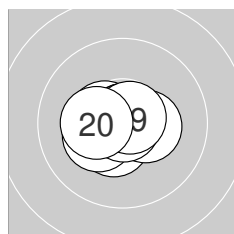
Ergebnis: **625.0** (597)
 Serien: 105.0 106.1 102.2 104.8 104.7 102.2
 Zähler: 57 3 0 0 0 0 0 0 0 0
 Innenezehner: 48
 Weitestе: 278 (27.), 266 (53.), 256 (56.)
 beste Teiler: 16.5 (18.), 21.3 (12.), 23.1 (1.)
 Trefferlage: 0.21 mm links, 0.08 mm tief
 Streuwert: 1.05, horizontal: 1.10, vertikal: 1.00



Serie 1: 105.0 (100)

10.9* ↑	10.5* ↓	10.8* →	10.6* ↘	10.3* ←
10.3* ←	10.7* ↘	10.3* ↖	10.2* →	10.4* ↑

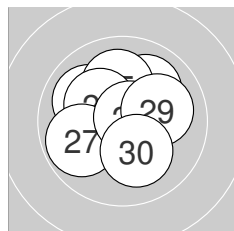
beste Teiler: 23.1 (1.), 41.7 (3.), 60.8 (7.)
 Trefferlage: 0.08 mm links, 0.04 mm hoch
 Streuwert: 0.91, horizontal: 1.03, vertikal: 0.77



Serie 2: 106.1 (100)

10.5* ↖	10.9* ↑	10.8* ↗	10.5* ↙	10.3* ↙
10.8* ↗	10.4* →	10.9* ↘	10.7* ↗	10.3* ←

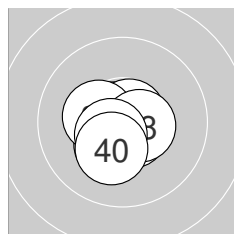
beste Teiler: 16.5 (18.), 21.3 (12.), 28.8 (13.)
 Trefferlage: 0.22 mm links, 0.08 mm tief
 Streuwert: 0.76, horizontal: 0.95, vertikal: 0.48



Serie 3: 102.2 (99)

10.0 ↖	10.4* ↗	10.0 ↗	10.7* ↖	10.1 ↑
10.3* ↖	9.8 ↙	10.7* ↗	10.1 →	10.1 ↘

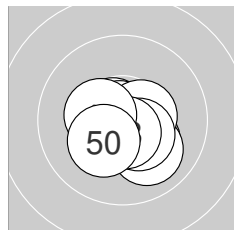
beste Teiler: 51.0 (28.), 59.6 (24.), 145.3 (22.)
 Trefferlage: 0.13 mm links, 0.57 mm hoch
 Streuwert: 1.41, horizontal: 1.52, vertikal: 1.28



Serie 4: 104.8 (100)

10.7* ↖	10.7* ↗	10.3* ↙	10.7* ↙	10.3* ↙
10.3* ←	10.6* ↘	10.5* →	10.5* ↙	10.2* ↙

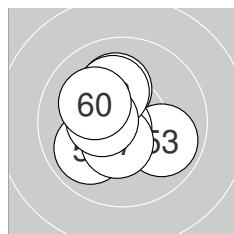
beste Teiler: 58.1 (31.), 58.6 (32.), 63.5 (34.)
 Trefferlage: 0.31 mm links, 0.56 mm tief
 Streuwert: 0.76, horizontal: 0.76, vertikal: 0.76



Serie 5: 104.7 (100)

10.7* ↖	10.8* ↙	10.2* ↘	10.8* ↖	10.0 ↘
10.5* →	10.4* ↘	10.6* ↓	10.4* ←	10.3* ↙


beste Teiler: 26.1 (44.), 47.4 (42.), 71.3 (41.)
 Trefferlage: 0.14 mm rechts, 0.52 mm tief
 Streuwert: 0.93, horizontal: 1.05, vertikal: 0.79



Serie 6: 102.2 (98)

10.4* ↖	10.1 ↑	9.9 ↘	10.1 ↙	10.7* ↙
9.9 ↙	10.4* ↓	10.2* ↑	10.4* ←	10.1 ↖

beste Teiler: 58.1 (55.), 127.4 (59.), 127.6 (57.)
 Trefferlage: 0.70 mm links, 0.02 mm hoch
 Streuwert: 1.31, horizontal: 1.24, vertikal: 1.36



ISSF AR Men Jun

StandNr: 41

Einwaller, Dominic #464

Junioren

Competition

StartNr: 657

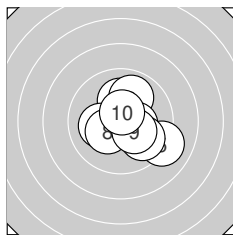
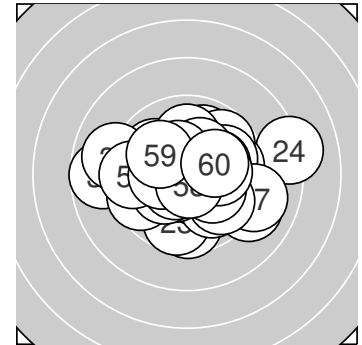
01.04.2023 10:31

T – SG Sportschützen Scheffau

QF

– Schütze hat sich fürs Finale qualifiziert

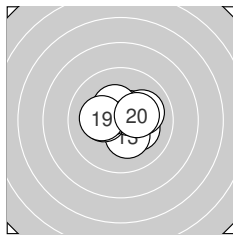
Ergebnis: **605.6** (581)
 Serien: 101.3 103.5 96.2 99.6^{OF} 102.7 102.3
 Zähler: 43 15 2 0 0 0 0 0 0 0
 Innenezehner: 34
 Weitester: 700 (24.), 560 (30.), 489 (39.)
 beste Teiler: 56.0 (31.), 58.2 (12.), 69.6 (46.)
 Trefferlage: 0.11 mm rechts, 0.03 mm hoch
 Streuwert: 1.77, horizontal: 2.13, vertikal: 1.32



Serie 1: 101.3 (97)

10.6* ↗	10.1 ↑	9.9 ↗	10.1 ←	9.1 ↘
10.4* →	9.9 ↘	10.3* ↖	10.3* ↘	10.6* ↑

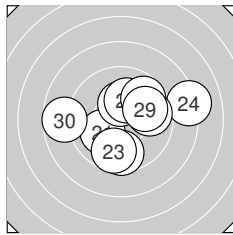
beste Teiler: 89.1 (10.), 99.8 (1.), 150.2 (6.)
 Trefferlage: 0.75 mm rechts, 0.06 mm tief
 Streuwert: 1.64, horizontal: 1.73, vertikal: 1.53



Serie 2: 103.5 (100)

10.2* ↘	10.7* →	10.3* ↓	10.5* ↗	10.3* ←
10.1 →	10.5* ↖	10.4* ↖	10.2* ←	10.3* →

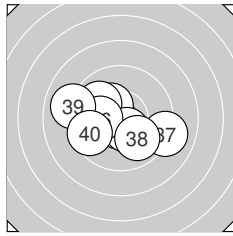
beste Teiler: 58.2 (12.), 114.6 (14.), 121.8 (17.)
 Trefferlage: 0.25 mm rechts, 0.21 mm hoch
 Streuwert: 1.17, horizontal: 1.43, vertikal: 0.84



Serie 3: 96.2 (91)

10.1 ↖	9.6 ↓	9.7 ↓	8.2 →	9.8 →
10.3* ↑	10.2* ↑	9.7 ↗	9.9 →	8.7 ←

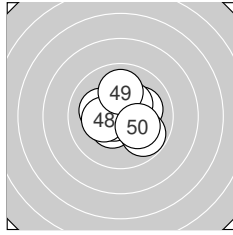
beste Teiler: 153.0 (26.), 196.3 (27.), 221.4 (21.)
 Trefferlage: 0.69 mm rechts, 0.07 mm hoch
 Streuwert: 2.72, horizontal: 3.28, vertikal: 2.02



Serie 4: 99.6 (95)

10.7* ↖	10.6* ↓	10.3* ↖	9.9 ↖	10.4* ↓
10.1 ←	9.1 →	9.9 ↘	9.0 ←	9.6 ↖

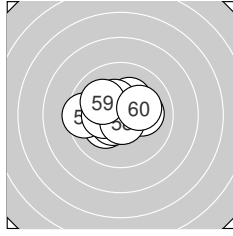
beste Teiler: 56.0 (31.), 85.6 (32.), 132.8 (35.)
 Trefferlage: 0.69 mm links, 0.35 mm tief
 Streuwert: 2.04, horizontal: 2.58, vertikal: 1.27



Serie 5: 102.7 (99)

10.5* ↖	10.6* ↖	10.1 →	10.2* ←	10.3* ↗
10.7* ↖	9.8 ↘	10.3* ←	10.0 ↑	10.2* ↘

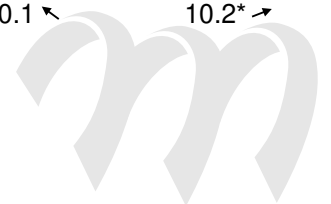
beste Teiler: 69.6 (46.), 82.9 (42.), 125.4 (41.)
 Trefferlage: 0.14 mm rechts, 0.12 mm hoch
 Streuwert: 1.37, horizontal: 1.50, vertikal: 1.22



Serie 6: 102.3 (99)

10.2* ↖	10.5* ↖	9.5 ←	10.3* ↗	10.4* ↖
10.3* ←	10.1 →	10.7* ↓	10.1 ↖	10.2* →

beste Teiler: 69.8 (58.), 109.6 (52.), 145.4 (55.)
 Trefferlage: 0.49 mm links, 0.23 mm hoch
 Streuwert: 1.42, horizontal: 1.77, vertikal: 0.94



ISSF AR Men Jun

StandNr: 42

Tischler, Lukas #524

Junioren

Competition

StartNr: 658

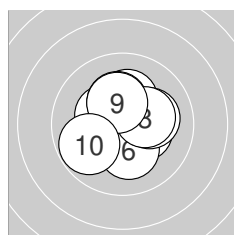
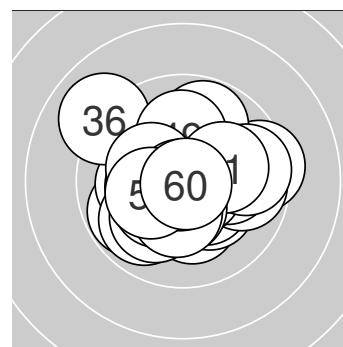
01.04.2023 10:20

K – SV Grafenstein

QF

– Schütze hat sich fürs Finale qualifiziert

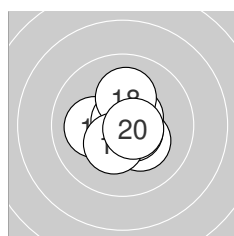
Ergebnis: **621.4** (593)
 Serien: 102.4 104.9 102.7 102.5^{OF} 104.0 104.9
 Zähler: 53 7 0 0 0 0 0 0 0 0
 Innenezehner: 46
 Weitestе: 493 (36.), 383 (29.), 314 (50.)
 beste Teiler: 17.0 (52.), 20.0 (31.), 20.5 (60.)
 Trefferlage: 0.04 mm rechts, 0.01 mm hoch
 Streuwert: 1.25, horizontal: 1.38, vertikal: 1.10



Serie 1: 102.4 (99)

10.3* →	10.2* ↑	10.4* ↖	10.3* ↑	10.5* ↙
10.2* ↓	10.1 →	10.3* →	10.3* ↑	9.8 ↙

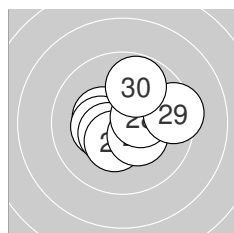
beste Teiler: 112.9 (5.), 144.9 (3.), 152.7 (1.)
 Trefferlage: 0.04 mm rechts, 0.21 mm hoch
 Streuwert: 1.35, horizontal: 1.41, vertikal: 1.29



Serie 2: 104.9 (100)

10.5* ↘	10.3* ↘	10.9* ↖	10.1 ←	10.6* ↗
10.6* ↘	10.8* ↑	10.1 ↑	10.4* ↙	10.6* →

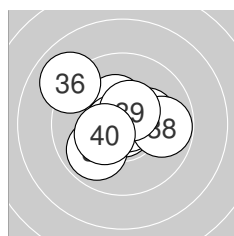
beste Teiler: 25.2 (13.), 32.2 (17.), 82.2 (20.)
 Trefferlage: 0.17 mm rechts, 0.09 mm tief
 Streuwert: 0.98, horizontal: 0.98, vertikal: 0.97



Serie 3: 102.7 (98)

10.5* ↙	10.8* ↘	10.3* ←	10.3* ←	10.4* ↙
10.4* ↙	10.4* ↘	10.4* →	9.4 →	9.8 ↑

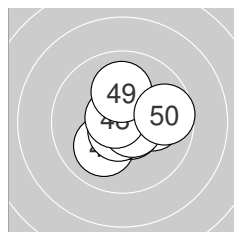
beste Teiler: 30.8 (22.), 122.8 (21.), 127.8 (25.)
 Trefferlage: 0.19 mm rechts, 0.01 mm tief
 Streuwert: 1.43, horizontal: 1.64, vertikal: 1.18



Serie 4: 102.5 (97)

10.9* ↓	10.4* ↑	9.9 ↙	10.2* →	10.7* ←
9.0 ↖	10.8* ↗	9.8 →	10.5* ↑	10.3* ↙

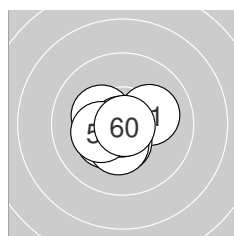
beste Teiler: 20.0 (31.), 40.3 (37.), 60.6 (35.)
 Trefferlage: 0.27 mm links, 0.29 mm hoch
 Streuwert: 1.63, horizontal: 1.89, vertikal: 1.33



Serie 5: 104.0 (99)

10.7* ↗	10.6* ↑	10.1 ↙	10.1 →	10.7* ↘
10.7* ↙	10.6* ↘	10.7* ↖	10.1 ↑	9.7 →

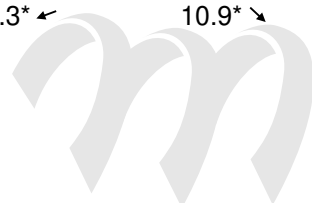
beste Teiler: 61.9 (48.), 71.5 (46.), 71.8 (41.)
 Trefferlage: 0.45 mm rechts, 0.14 mm hoch
 Streuwert: 1.20, horizontal: 1.32, vertikal: 1.07



Serie 6: 104.9 (100)

10.1 →	10.9* ↓	10.5* ↙	10.3* ↖	10.4* ↓
10.3* ↙	10.3* ↓	10.9* ↙	10.3* ←	10.9* ↘

beste Teiler: 17.0 (52.), 20.5 (60.), 23.6 (58.)
 Trefferlage: 0.34 mm links, 0.45 mm tief
 Streuwert: 0.91, horizontal: 1.04, vertikal: 0.75



ISSF AR Men Jun

StandNr: 43

Waibel, Kiano #525

Junioren

Competition

StartNr: 659

01.04.2023 10:32

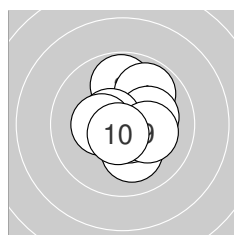
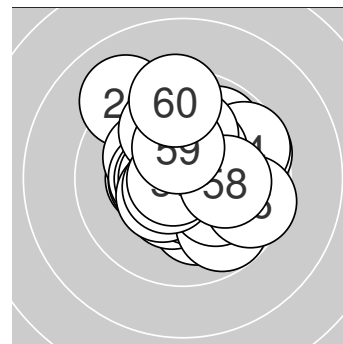
V – USG Altach / Vorarlberg 1

QF

– Schütze hat sich fürs Finale qualifiziert



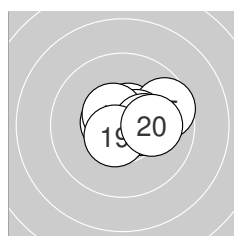
Ergebnis: **622.0** (592)
 Serien: 103.0 104.2 104.1 104.9^{OF} 103.7 102.1
 Zähler: 52 8 0 0 0 0 0 0 0 0
 Innenzehner: 47
 Weitester: 465 (26.), 377 (60.), 345 (56.)
 beste Teiler: 14.7 (50.), 26.9 (11.), 27.0 (29.)
 Trefferlage: 0.28 mm rechts, 0.28 mm hoch
 Streuwert: 1.20, horizontal: 1.21, vertikal: 1.19



Serie 1: 103.0 (98)

10.6* ←	10.1 ↓	9.8 ↑	9.9 ↗	10.7* ↘
10.2* →	10.6* ↖	10.3* ←	10.2* →	10.6* ↙

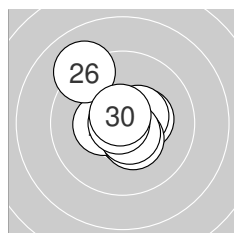
beste Teiler: 73.8 (5.), 76.4 (10.), 82.0 (1.)
 Trefferlage: 0.27 mm rechts, 0.20 mm hoch
 Streuwert: 1.31, horizontal: 1.21, vertikal: 1.41



Serie 2: 104.2 (99)

10.8* ↘	10.6* ↖	10.6* ←	10.6* ↗	9.6 →
10.5* →	10.5* ↖	10.3* →	10.6* ↙	10.1 →

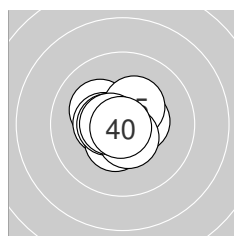
beste Teiler: 26.9 (11.), 77.4 (12.), 86.3 (13.)
 Trefferlage: 0.57 mm rechts, 0.30 mm hoch
 Streuwert: 1.02, horizontal: 1.32, vertikal: 0.58



Serie 3: 104.1 (99)

10.6* ↘	10.3* →	10.7* →	10.5* →	10.4* ←
9.1 ↖	10.4* ↘	10.6* ↘	10.8* ←	10.7* ↗

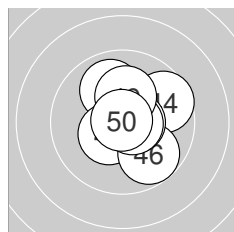
beste Teiler: 27.0 (29.), 61.6 (30.), 73.0 (23.)
 Trefferlage: 0.03 mm rechts, 0.25 mm hoch
 Streuwert: 1.31, horizontal: 1.28, vertikal: 1.35



Serie 4: 104.9 (100)

10.5* →	10.6* ↗	10.2* ↖	10.4* ←	10.4* ↗
10.4* ↙	10.5* ←	10.5* ↘	10.6* ←	10.8* ↙

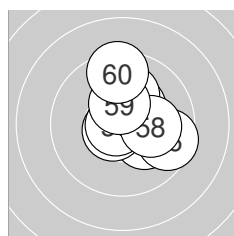
beste Teiler: 27.7 (40.), 89.0 (39.), 99.0 (32.)
 Trefferlage: 0.28 mm links, 0.10 mm hoch
 Streuwert: 0.89, horizontal: 0.97, vertikal: 0.81



Serie 5: 103.7 (98)

10.0 ↖	10.8* →	10.7* ↓	9.6 →	10.4* ↙
9.8 ↘	10.6* →	10.7* →	10.2* ↑	10.9* ↖

beste Teiler: 14.7 (50.), 33.8 (42.), 61.3 (43.)
 Trefferlage: 0.49 mm rechts, 0.19 mm hoch
 Streuwert: 1.29, horizontal: 1.21, vertikal: 1.37



Serie 6: 102.1 (98)

10.2* ↘	10.6* ↑	10.3* ↗	10.6* ↙	10.1 ↑
9.6 →	10.8* ←	10.1 →	10.4* ↑	9.4 ↑

beste Teiler: 48.5 (57.), 83.2 (54.), 85.9 (52.)
 Trefferlage: 0.63 mm rechts, 0.65 mm hoch
 Streuwert: 1.43, horizontal: 1.31, vertikal: 1.54



ISSF AR Men Jun

StandNr: 44

Entner, Patrick #470

Junioren

Competition

StartNr: 660

01.04.2023 10:23

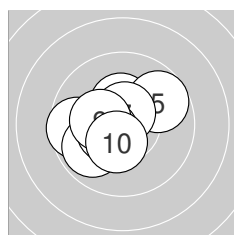
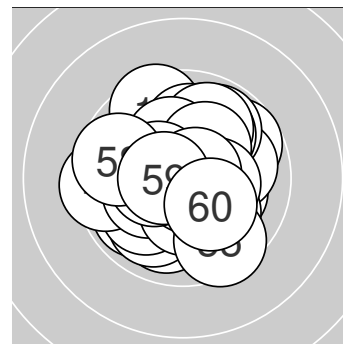
T – SG Breitenbach / Tirol 1

QF

– Schütze hat sich fürs Finale qualifiziert



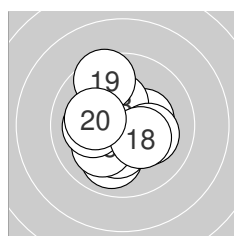
Ergebnis: **613.4** (589)
 Serien: 102.3 101.2 102.6 102.8^{OF} 101.7 102.8
 Zähler: 49 11 0 0 0 0 0 0 0 0
 Innenezehner: 38
 Weitest: 377 (48.), 353 (19.), 351 (55.)
 beste Teiler: 16.6 (23.), 42.9 (26.), 47.0 (46.)
 Trefferlage: 0.33 mm links, 0.05 mm hoch
 Streuwert: 1.41, horizontal: 1.51, vertikal: 1.30



Serie 1: 102.3 (97)

10.4* ←	9.6 ←	10.5* ↙	10.4* ↑	9.7 ↗
9.9 ↙	10.6* ↑	10.5* ↙	10.3* ←	10.4* ↓

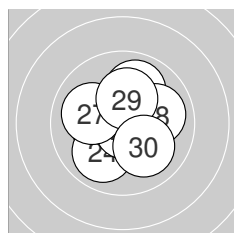
beste Teiler: 85.3 (7.), 121.6 (8.), 123.0 (3.)
 Trefferlage: 0.84 mm links, 0.02 mm tief
 Streuwert: 1.35, horizontal: 1.57, vertikal: 1.10



Serie 2: 101.2 (99)

10.3* →	10.0 ↓	10.3* ↑	10.3* ↓	10.1 ↙
10.2* →	10.1 ←	10.3* ↘	9.5 ↘	10.1 ←

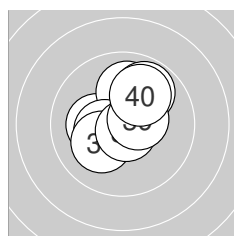
beste Teiler: 156.4 (11.), 158.9 (18.), 161.0 (13.)
 Trefferlage: 0.37 mm links, 0.14 mm tief
 Streuwert: 1.58, horizontal: 1.47, vertikal: 1.67



Serie 3: 102.6 (99)

9.9 ↑	10.3* ←	10.9* ↙	10.0 ↙	10.5* ↗
10.8* ↓	10.0 ←	10.0 →	10.2* ↑	10.0 ↓

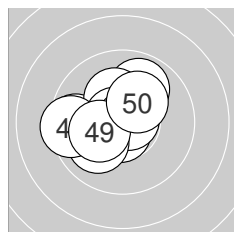
beste Teiler: 16.6 (23.), 42.9 (26.), 106.0 (25.)
 Trefferlage: 0.06 mm rechts, 0.19 mm hoch
 Streuwert: 1.41, horizontal: 1.44, vertikal: 1.38



Serie 4: 102.8 (99)

10.2* ←	10.5* →	10.0 ↑	10.4* ←	10.2* ↙
10.5* →	9.8 ↗	10.7* ↓	10.5* →	10.0 ↗

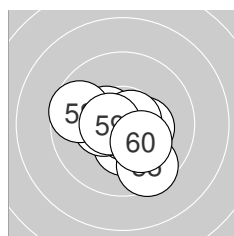
beste Teiler: 53.7 (38.), 106.5 (32.), 113.5 (36.)
 Trefferlage: 0.19 mm rechts, 0.55 mm hoch
 Streuwert: 1.28, horizontal: 1.29, vertikal: 1.27



Serie 5: 101.7 (97)

9.9 ↑	9.6 ←	10.2* ↑	10.7* ↓	10.7* ↘
10.8* →	10.0 ↙	9.4 ←	10.2* ←	10.2* ↗

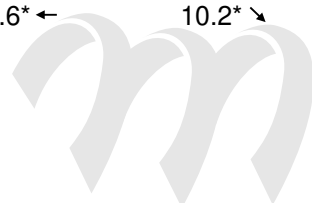
beste Teiler: 47.0 (46.), 60.9 (45.), 70.8 (44.)
 Trefferlage: 0.92 mm links, 0.26 mm hoch
 Streuwert: 1.49, horizontal: 1.72, vertikal: 1.22



Serie 6: 102.8 (98)

10.4* ↘	10.3* ↓	10.3* →	10.7* ↓	9.5 ↓
10.4* ←	10.7* →	9.7 ←	10.6* ←	10.2* ↓

beste Teiler: 55.2 (54.), 63.5 (57.), 92.0 (59.)
 Trefferlage: 0.09 mm links, 0.50 mm tief
 Streuwert: 1.37, horizontal: 1.55, vertikal: 1.15



ISSF AR Men Jun

StandNr: 45

Weiß, Florian #462

Junioren

Competition

StartNr: 661

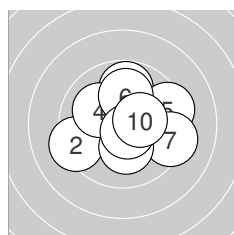
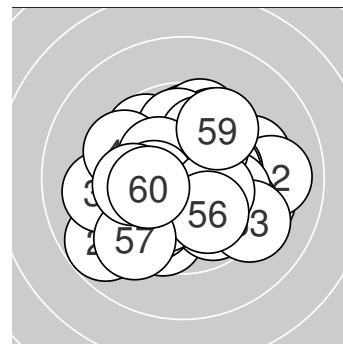
01.04.2023 10:10

S – SG Zell am See

QF

– Schütze hat sich fürs Finale qualifiziert

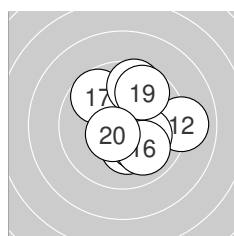
Ergebnis: **604.8** (578)
 Serien: 99.6 99.8 102.5 101.9 101.9 99.1
 Zähler: 39 20 1 0 0 0 0 0 0 0
 Innenzehner: 29
 Weitester: 543 (24.), 483 (12.), 444 (33.)
 beste Teiler: 16.4 (23.), 22.1 (25.), 24.1 (35.)
 Trefferlage: 0.17 mm rechts, 0.10 mm tief
 Streuwert: 1.79, horizontal: 1.96, vertikal: 1.60



Serie 1: 99.6 (96)

10.4* ↑	9.3 ↙	9.8 ↑	10.1 ↖	9.4 →
10.0 ↑	9.3 ↘	10.2* ↓	10.7* ↓	10.4* →

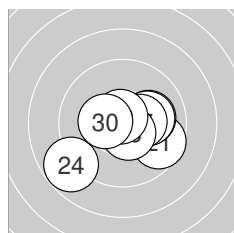
beste Teiler: 72.9 (9.), 136.3 (1.), 147.2 (10.)
 Trefferlage: 0.43 mm rechts, 0.39 mm hoch
 Streuwert: 2.01, horizontal: 2.30, vertikal: 1.67



Serie 2: 99.8 (96)

10.2* ↓	9.0 →	10.7* ↓	10.2* ↓	10.2* ↘
10.0 ↘	9.7 ↖	9.6 ↑	9.7 ↑	10.5* ↙

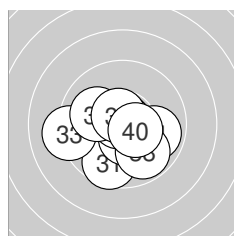
beste Teiler: 68.9 (13.), 109.7 (20.), 179.1 (14.)
 Trefferlage: 0.97 mm rechts, 0.11 mm hoch
 Streuwert: 1.86, horizontal: 1.81, vertikal: 1.91



Serie 3: 102.5 (97)

9.6 ↘	10.1 →	10.9* ↗	8.8 ↙	10.9* ↓
10.1 →	10.4* →	10.6* ↓	10.7* ↖	10.4* ←

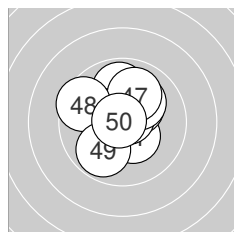
beste Teiler: 16.4 (23.), 22.1 (25.), 55.9 (29.)
 Trefferlage: 0.33 mm rechts, 0.41 mm tief
 Streuwert: 1.70, horizontal: 2.07, vertikal: 1.22



Serie 4: 101.9 (96)

9.6 ↓	10.5* ↓	9.2 ←	9.9 →	10.9* ↗
10.8* ↖	10.1 ↖	9.8 ↘	10.6* ↖	10.5* ↘

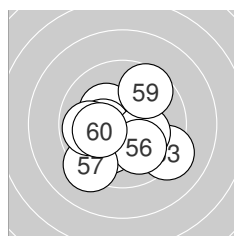
beste Teiler: 24.1 (35.), 37.4 (36.), 77.8 (39.)
 Trefferlage: 0.25 mm links, 0.65 mm tief
 Streuwert: 1.65, horizontal: 1.97, vertikal: 1.26



Serie 5: 101.9 (97)

10.4* ↓	10.3* ↗	9.9 ↑	10.7* ↗	10.4* ↖
10.1 ↗	10.0 ↑	9.5 ↖	9.8 ↙	10.8* ↖


beste Teiler: 31.3 (50.), 56.5 (44.), 129.6 (45.)
 Trefferlage: 0.18 mm links, 0.68 mm hoch
 Streuwert: 1.49, horizontal: 1.46, vertikal: 1.51



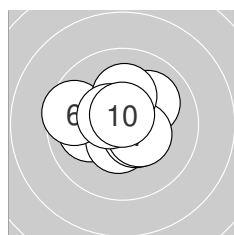
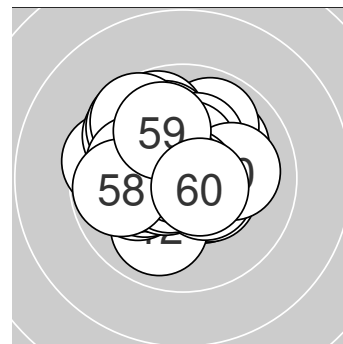
Serie 6: 99.1 (96)

10.3* ↖	10.1 ↙	9.2 ↘	10.3* ←	10.2* ↘
10.0 ↘	9.3 ↙	9.9 ←	9.6 ↗	10.2* ←

beste Teiler: 160.1 (54.), 174.0 (51.), 182.7 (55.)
 Trefferlage: 0.27 mm links, 0.73 mm tief
 Streuwert: 2.00, horizontal: 2.22, vertikal: 1.75



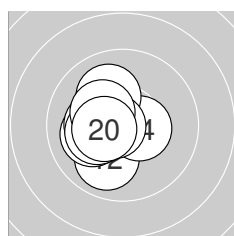
Ergebnis: **620.2** (592)
 Serien: 102.9 102.9 103.1 103.9^{OF} 104.3 103.1
 Zähler: 52 8 0 0 0 0 0 0 0 0
 Innenezehner: 41
 Weitestе: 342 (6.), 329 (55.), 322 (43.)
 beste Teiler: 0.0 (37.), 21.0 (23.), 23.3 (51.)
 Trefferlage: 0.56 mm links, 0.58 mm hoch
 Streuwert: 1.12, horizontal: 1.20, vertikal: 1.04



Serie 1: 102.9 (99)

10.5* ←	10.0 ↗	10.0 ←	10.5* ↓	10.5* ↘
9.6 ←	10.4* ↘	10.2* ↑	10.5* ↖	10.7* ↑

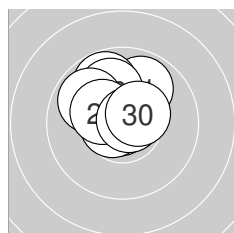
beste Teiler: 66.1 (10.), 107.1 (9.), 111.0 (1.)
 Trefferlage: 0.40 mm links, 0.22 mm hoch
 Streuwert: 1.32, horizontal: 1.56, vertikal: 1.02



Serie 2: 102.9 (100)

10.4* ←	10.0 ↓	10.1 ←	10.5* →	10.1 ↖
10.7* ←	10.2* ←	10.2* ←	10.3* ↖	10.4* ←

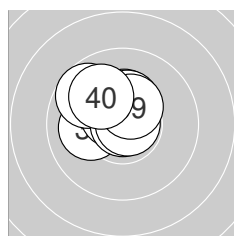
beste Teiler: 64.3 (16.), 117.0 (14.), 129.6 (20.)
 Trefferlage: 1.12 mm links, 0.10 mm tief
 Streuwert: 0.99, horizontal: 0.91, vertikal: 1.07



Serie 3: 103.1 (97)

9.9 ↗	10.3* ↖	10.9* ←	10.7* ←	9.8 ↖
10.0 ↖	9.9 ↘	10.3* ↘	10.8* →	10.5* ↗

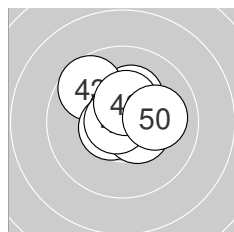
beste Teiler: 21.0 (23.), 48.3 (29.), 71.1 (24.)
 Trefferlage: 0.43 mm links, 1.18 mm hoch
 Streuwert: 1.07, horizontal: 1.10, vertikal: 1.03



Serie 4: 103.9 (99)

10.3* ↑	10.3* ↑	10.1 ←	10.6* ↖	10.8* ↗
9.7 ↘	10.9* →	10.8* →	10.4* ↑	10.0 ↖

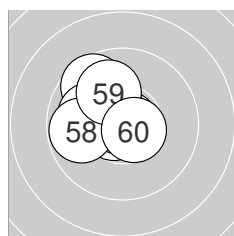
beste Teiler: 0.0 (37.), 35.3 (38.), 46.1 (35.)
 Trefferlage: 0.51 mm links, 0.89 mm hoch
 Streuwert: 0.98, horizontal: 1.11, vertikal: 0.83



Serie 5: 104.3 (99)

10.6* ↗	10.2* ↑	9.7 ↘	10.6* ←	10.8* ↑
10.7* ↖	10.5* ↘	10.8* ←	10.4* ↑	10.0 →


beste Teiler: 38.2 (45.), 42.2 (48.), 55.0 (46.)
 Trefferlage: 0.10 mm rechts, 0.62 mm hoch
 Streuwert: 1.06, horizontal: 1.18, vertikal: 0.92



Serie 6: 103.1 (98)

10.9* →	10.3* ↖	10.7* ←	10.8* ↖	9.6 ↖
10.0 ←	10.4* ↖	9.8 ←	10.0 ↖	10.6* ↘

beste Teiler: 23.3 (51.), 26.4 (54.), 65.7 (53.)
 Trefferlage: 1.01 mm links, 0.66 mm hoch
 Streuwert: 1.10, horizontal: 1.13, vertikal: 1.07



ISSF AR Men Jun

StandNr: 47

Gugele, Florian #472

Junioren

Competition

StartNr: 663

01.04.2023 10:17

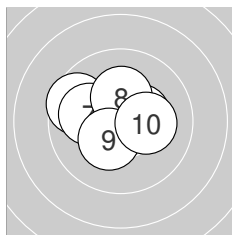
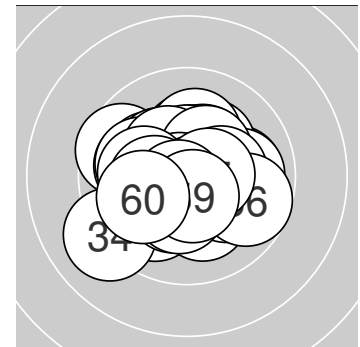
V – USG Hard / Vorarlberg 1

QF

– Schütze hat sich fürs Finale qualifiziert



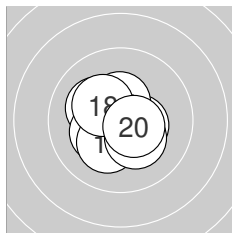
Ergebnis: **621.0** (597)
 Serien: 103.4 104.0 102.7 103.3 104.2 103.4
 Zähler: 57 3 0 0 0 0 0 0 0 0
 Innenezehner: 48
 Weitestе: 467 (34.), 339 (2.), 306 (56.)
 beste Teiler: 22.2 (1.), 33.0 (13.), 38.6 (46.)
 Trefferlage: 0.14 mm links, 0.06 mm tief
 Streuwert: 1.21, horizontal: 1.40, vertikal: 1.00



Serie 1: 103.4 (99)

10.9* ↓	9.6 ↖	10.7* ↗	10.4* ←	10.6* ↑
10.4* →	10.0 ←	10.3* ↑	10.3* ↙	10.2* →

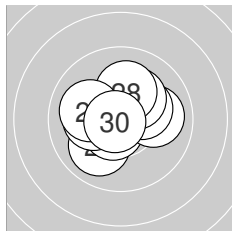
beste Teiler: 22.2 (1.), 67.0 (3.), 99.7 (5.)
 Trefferlage: 0.35 mm links, 0.38 mm hoch
 Streuwert: 1.26, horizontal: 1.56, vertikal: 0.85



Serie 2: 104.0 (100)

10.2* ↖	10.6* ↓	10.8* ↓	10.3* ←	10.2* ↙
10.4* →	10.4* ↑	10.3* ↖	10.3* ↘	10.5* ↘

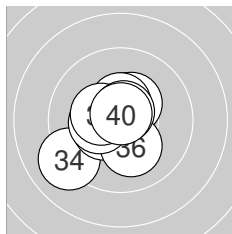
beste Teiler: 33.0 (13.), 98.8 (12.), 106.0 (20.)
 Trefferlage: 0.18 mm links, 0.25 mm tief
 Streuwert: 1.06, horizontal: 1.12, vertikal: 1.00



Serie 3: 102.7 (100)

10.5* ↖	10.0 ↗	10.6* ↗	10.2* ←	10.0 →
10.3* →	10.2* ↗	10.1 ↑	10.0 ←	10.8* ↖

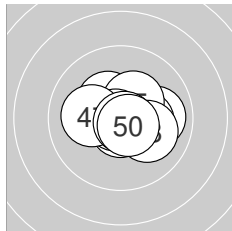
beste Teiler: 45.6 (30.), 91.4 (23.), 122.5 (21.)
 Trefferlage: 0.24 mm links, 0.26 mm hoch
 Streuwert: 1.34, horizontal: 1.55, vertikal: 1.09



Serie 4: 103.3 (99)

10.5* ↑	10.4* ↗	10.5* ↑	9.1 ↖	10.4* ↖
10.2* ↓	10.3* ←	10.4* ↖	10.7* ↑	10.8* ↑

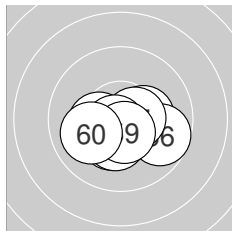
beste Teiler: 46.0 (40.), 64.5 (39.), 119.0 (33.)
 Trefferlage: 0.59 mm links, 0.04 mm tief
 Streuwert: 1.38, horizontal: 1.39, vertikal: 1.37



Serie 5: 104.2 (100)

10.0 →	10.4* ↖	10.3* →	10.7* ↓	10.4* ↗
10.8* ←	10.1 ←	10.1 ↘	10.8* ↘	10.6* ↘

beste Teiler: 38.6 (46.), 40.4 (49.), 61.0 (44.)
 Trefferlage: 0.43 mm rechts, 0.02 mm tief
 Streuwert: 1.09, horizontal: 1.38, vertikal: 0.70



Serie 6: 103.4 (99)

10.7* ↓	10.3* ↙	10.3* ←	10.3* ↓	10.3* →
9.7 ↘	10.5* →	10.7* ↗	10.6* ↓	10.0 ↖

beste Teiler: 52.9 (51.), 64.6 (58.), 100.6 (59.)
 Trefferlage: 0.05 mm rechts, 0.71 mm tief
 Streuwert: 1.13, horizontal: 1.48, vertikal: 0.59



ISSF AR Men Jun

StandNr: 48

Weiler, Kevin #527

Junioren

Competition

StartNr: 664

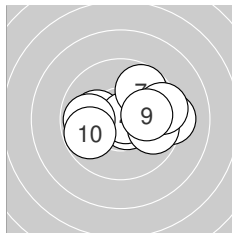
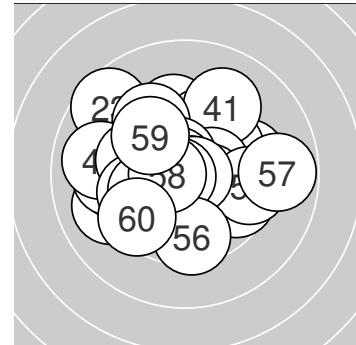
01.04.2023 10:16

T – SG Innervillgraten / Tirol 1

QF

– Schütze hat sich fürs Finale qualifiziert

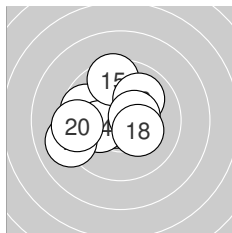
Ergebnis: **598.9** (569)
 Serien: 99.5 100.0 99.6 100.4 99.2 100.2
 Zähler: 31 27 2 0 0 0 0 0 0 0
 Innenezehner: 26
 Weitestе: 582 (23.), 534 (57.), 493 (45.)
 beste Teiler: 26.3 (52.), 45.6 (12.), 45.8 (4.)
 Trefferlage: 0.27 mm links, 0.31 mm hoch
 Streuwert: 1.96, horizontal: 2.39, vertikal: 1.40



Serie 1: 99.5 (94)

10.7* ↘ 10.1 ← 9.2 → 10.8* → 9.9 ←
 9.8 → 9.7 ↗ 9.5 → 10.0 → 9.8 ↙

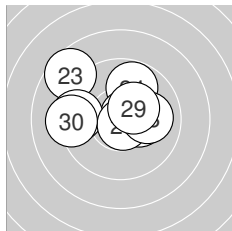
beste Teiler: 45.8 (4.), 68.2 (1.), 207.0 (2.)
 Trefferlage: 0.83 mm rechts, 0.18 mm hoch
 Streuwert: 1.96, horizontal: 2.58, vertikal: 1.01



Serie 2: 100.0 (96)

10.5* → 10.8* ← 9.7 ← 10.2* ← 9.5 ↑
 10.0 ↗ 10.5* → 10.3* ↘ 9.1 ← 9.4 ←

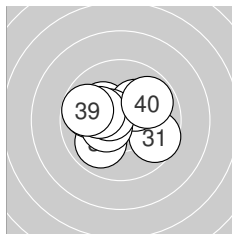
beste Teiler: 45.6 (12.), 110.3 (11.), 122.8 (17.)
 Trefferlage: 0.86 mm links, 0.28 mm hoch
 Streuwert: 1.91, horizontal: 2.24, vertikal: 1.51



Serie 3: 99.6 (95)

10.4* → 10.3* → 8.6 ↘ 9.8 ↑ 10.7* ↗
 9.4 ← 10.8* ↘ 10.0 → 10.4* ↗ 9.2 ←

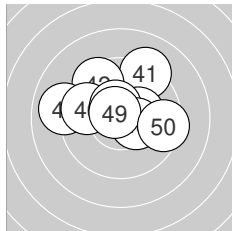
beste Teiler: 49.6 (27.), 56.6 (25.), 145.1 (21.)
 Trefferlage: 0.43 mm links, 0.79 mm hoch
 Streuwert: 2.10, horizontal: 2.62, vertikal: 1.40



Serie 4: 100.4 (95)

9.6 ↘ 9.9 ↙ 10.2* ↘ 10.2* ↗ 9.8 ←
 10.4* ← 10.5* ↘ 10.2* ← 9.8 ← 9.8 ↗

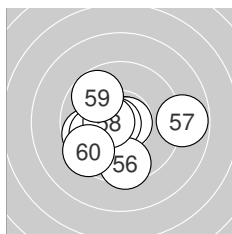
beste Teiler: 108.2 (37.), 132.2 (36.), 181.0 (34.)
 Trefferlage: 0.62 mm links, 0.27 mm hoch
 Streuwert: 1.68, horizontal: 2.06, vertikal: 1.17



Serie 5: 99.2 (95)

9.2 ↑ 9.5 ↘ 10.5* → 10.3* → 9.0 ←
 9.7 ← 10.5* ↘ 10.4* → 10.7* ↘ 9.4 →

beste Teiler: 70.0 (49.), 114.2 (47.), 118.8 (43.)
 Trefferlage: 0.07 mm links, 0.91 mm hoch
 Streuwert: 2.11, horizontal: 2.59, vertikal: 1.47



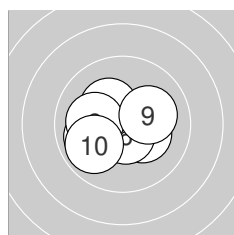
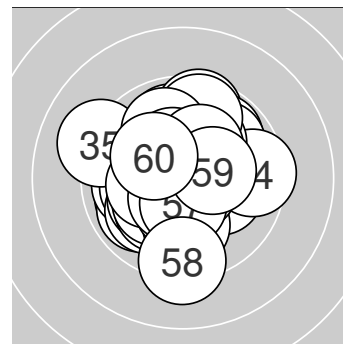
Serie 6: 100.2 (94)

9.7 ← 10.8* → 10.8* → 10.8* ← 10.0 ←
 9.5 ↓ 8.8 → 10.5* ← 9.8 ↘ 9.5 ↙

beste Teiler: 26.3 (52.), 47.8 (54.), 50.4 (53.)
 Trefferlage: 0.48 mm links, 0.59 mm tief
 Streuwert: 2.04, horizontal: 2.42, vertikal: 1.58



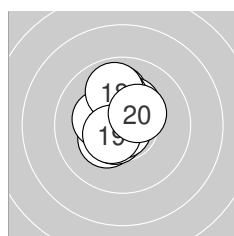
Ergebnis: **613.4** (589)
 Serien: 103.2 103.2 101.4 100.6 103.4 101.6
 Zähler: 49 11 0 0 0 0 0 0 0 0
 Innenezehner: 37
 Weitester: 458 (35.), 425 (58.), 359 (34.)
 beste Teiler: 29.0 (4.), 31.2 (15.), 64.2 (36.)
 Trefferlage: 0.32 mm links, 0.19 mm hoch
 Streuwert: 1.43, horizontal: 1.40, vertikal: 1.45



Serie 1: 103.2 (99)

10.3* ↘	10.6* ↙	10.5* ↘	10.8* →	10.0 ↙
10.6* ↓	10.3* ↘	10.1 ←	10.1 →	9.9 ↙

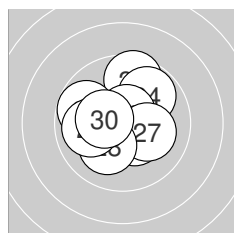
beste Teiler: 29.0 (4.), 78.6 (2.), 86.6 (6.)
 Trefferlage: 0.52 mm links, 0.16 mm tief
 Streuwert: 1.25, horizontal: 1.52, vertikal: 0.90



Serie 2: 103.2 (99)

10.0 ↑	10.3* ↙	10.6* ↙	10.3* ↗	10.8* ↓
10.3* ←	10.1 ↑	9.9 ↑	10.5* ↙	10.4* ↗

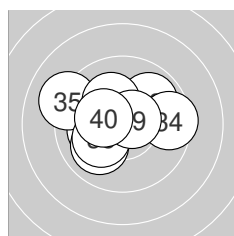
beste Teiler: 31.2 (15.), 97.6 (13.), 109.3 (19.)
 Trefferlage: 0.37 mm links, 0.70 mm hoch
 Streuwert: 1.14, horizontal: 0.83, vertikal: 1.38



Serie 3: 101.4 (97)

9.6 ↑	10.5* ↘	9.8 ↘	9.8 ↗	10.4* ↘
10.6* ↑	10.2* ↘	10.1 ↙	10.0 ←	10.4* ↗

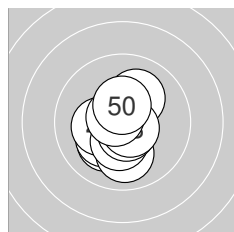
beste Teiler: 79.3 (26.), 116.3 (22.), 139.5 (25.)
 Trefferlage: 0.09 mm links, 0.32 mm hoch
 Streuwert: 1.63, horizontal: 1.73, vertikal: 1.53



Serie 4: 100.6 (97)

10.1 ←	9.9 ↗	10.0 ↙	9.5 →	9.1 ↘
10.7* ↘	10.2* ↘	10.2* ↙	10.6* →	10.3* ←

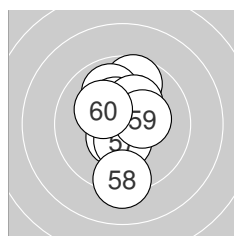
beste Teiler: 64.2 (36.), 81.8 (39.), 153.6 (40.)
 Trefferlage: 0.61 mm links, 0.37 mm hoch
 Streuwert: 1.78, horizontal: 2.23, vertikal: 1.19



Serie 5: 103.4 (100)

10.1 ↙	10.2* ↙	10.3* ←	10.0 ↓	10.1 ↗
10.3* ↓	10.6* ↓	10.7* ↘	10.7* ↘	10.4* ↑

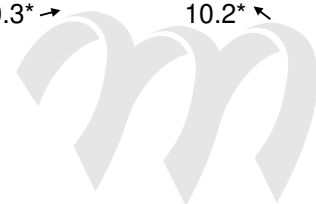
beste Teiler: 69.3 (49.), 74.0 (48.), 82.2 (47.)
 Trefferlage: 0.32 mm links, 0.47 mm tief
 Streuwert: 1.14, horizontal: 0.91, vertikal: 1.33



Serie 6: 101.6 (97)

10.5* ↙	10.7* ↑	9.7 ↑	9.9 ↘	10.4* ↘
10.2* ↗	10.4* ↓	9.3 ↓	10.3* →	10.2* ↘

beste Teiler: 70.4 (52.), 115.6 (51.), 128.0 (57.)
 Trefferlage: 0.02 mm links, 0.41 mm hoch
 Streuwert: 1.63, horizontal: 0.91, vertikal: 2.12



ISSF AR Men Jun
StandNr: 51
Kuen, Johannes #530

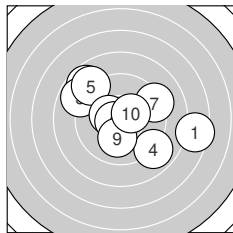
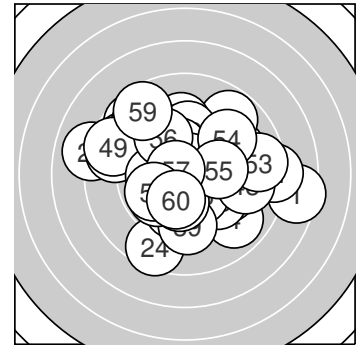
Junioren
Competition

StartNr: 667
01.04.2023 10:26
T – SG Thaur / Tirol 1

QF

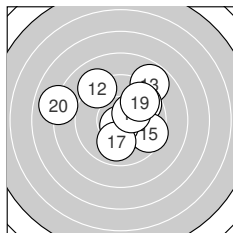
– Schütze hat sich fürs Finale qualifiziert

Ergebnis: **580.5** (551)
 Serien: 93.5 96.3 97.2 100.4 96.4 96.7
 Zähler: 25 22 12 1 0 0 0 0 0 0
 Innenezehner: 17
 Weitester: 871 (1.), 739 (20.), 684 (41.)
 beste Teiler: 36.7 (42.), 63.0 (16.), 76.2 (8.)
 Trefferlage: 0.06 mm rechts, 0.53 mm hoch
 Streuwert: 2.61, horizontal: 2.94, vertikal: 2.23



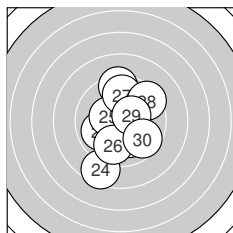
Serie 1: 93.5 (88)

7.5 → 8.7 ↖ 8.8 ↖ 8.9 ↘ 8.9 ↖
 10.4* ↖ 9.2 ↗ 10.6* ← 10.1 ↓ 10.4* ↗
 beste Teiler: 76.2 (8.), 136.1 (10.), 146.7 (6.)
 Trefferlage: 0.28 mm rechts, 0.61 mm hoch
 Streuwert: 3.43, horizontal: 4.16, vertikal: 2.50



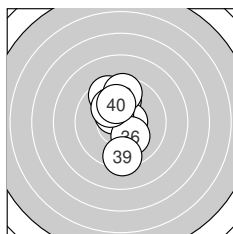
Serie 2: 96.3 (92)

10.4* ↘ 9.1 ↖ 8.8 ↗ 9.7 ↗ 9.5 ↘
 10.7* ↓ 10.0 ↓ 10.4* ↗ 9.7 ↗ 8.0 ←
 beste Teiler: 63.0 (16.), 138.2 (11.), 147.5 (18.)
 Trefferlage: 0.28 mm rechts, 0.87 mm hoch
 Streuwert: 2.77, horizontal: 3.22, vertikal: 2.23



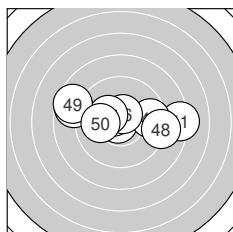
Serie 3: 97.2 (92)

10.1 ↓ 9.3 ↑ 9.9 ← 8.5 ↓ 10.4* ↖
 9.8 ↓ 9.7 ↑ 9.4 ↗ 10.4* ↗ 9.7 ↘
 beste Teiler: 140.4 (29.), 149.4 (25.), 220.0 (21.)
 Trefferlage: 0.08 mm rechts, 0.26 mm tief
 Streuwert: 2.47, horizontal: 1.87, vertikal: 2.96



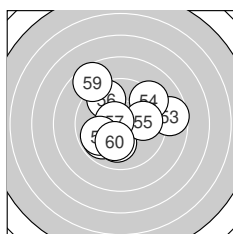
Serie 4: 100.4 (96)

9.9 ↑ 10.6* → 10.4* ↖ 9.6 ↖ 10.5* ↖
 10.2* ↘ 10.1 ↖ 9.6 ↑ 9.4 ↓ 10.1 ↑
 beste Teiler: 87.2 (32.), 114.1 (35.), 146.6 (33.)
 Trefferlage: 0.20 mm links, 0.93 mm hoch
 Streuwert: 1.71, horizontal: 0.86, vertikal: 2.26



Serie 5: 96.4 (92)

8.2 → 10.8* ← 8.7 ↖ 10.5* ↖ 9.6 →
 10.6* ↑ 10.3* ↖ 9.1 → 8.6 ↖ 10.0 ←
 beste Teiler: 36.7 (42.), 95.6 (46.), 101.8 (44.)
 Trefferlage: 0.05 mm links, 0.55 mm hoch
 Streuwert: 2.93, horizontal: 4.05, vertikal: 0.87

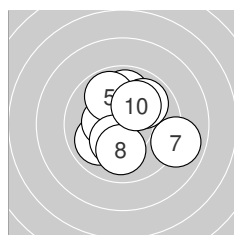
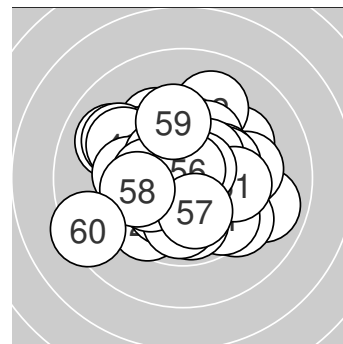


Serie 6: 96.7 (91)

10.1 ↓ 9.9 ↖ 8.7 → 9.3 ↗ 9.9 →
 9.6 ↖ 10.6* ↖ 9.9 ← 8.6 ↖ 10.1 ↓
 beste Teiler: 79.2 (57.), 207.7 (60.), 218.6 (51.)
 Trefferlage: 0.02 mm rechts, 0.47 mm hoch
 Streuwert: 2.64, horizontal: 2.87, vertikal: 2.38



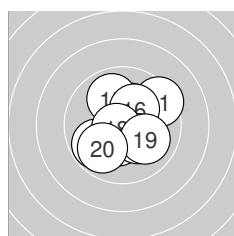
Ergebnis: **596.5** (568)
 Serien: 100.0 100.8 97.5 97.4 100.9 99.9
 Zähler: 30 28 2 0 0 0 0 0 0 0
 Innenezehner: 19
 Weitestе: 644 (60.), 503 (7.), 475 (28.)
 beste Teiler: 24.6 (52.), 46.0 (23.), 57.4 (56.)
 Trefferlage: 0.24 mm links, 0.18 mm hoch
 Streuwert: 1.98, horizontal: 2.12, vertikal: 1.82



Serie 1: 100.0 (95)

10.0 ↙	9.9 ↑	10.6* ←	10.4* ←	9.9 ↘
10.3* ↘	8.9 ↘	10.0 ↓	9.9 ↗	10.1 ↗

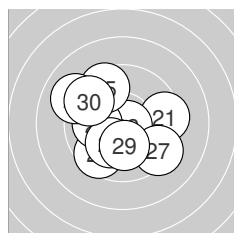
beste Teiler: 87.0 (3.), 145.5 (4.), 159.6 (6.)
 Trefferlage: 0.16 mm rechts, 0.23 mm hoch
 Streuwert: 1.93, horizontal: 2.01, vertikal: 1.84



Serie 2: 100.8 (96)

9.4 ↗	9.8 ↙	10.4* ↓	10.3* ↗	9.9 ↘
10.2* ↗	10.2* ↘	10.7* ↙	10.0 ↘	9.9 ↘

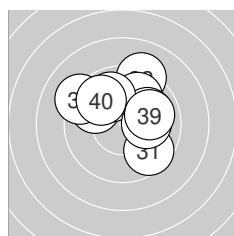
beste Teiler: 62.1 (18.), 146.2 (13.), 170.4 (14.)
 Trefferlage: 0.24 mm rechts, 0.04 mm tief
 Streuwert: 1.73, horizontal: 1.75, vertikal: 1.72



Serie 3: 97.5 (94)

9.4 →	9.6 ↙	10.8* ↘	10.0 ←	9.5 ↘
10.1 ↙	9.3 ↘	9.1 ↙	10.2* ↓	9.5 ↘

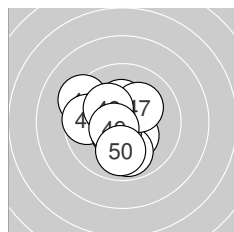
beste Teiler: 46.0 (23.), 200.6 (29.), 207.5 (26.)
 Trefferlage: 0.68 mm links, 0.12 mm tief
 Streuwert: 2.35, horizontal: 2.59, vertikal: 2.09



Serie 4: 97.4 (92)

9.6 ↘	9.2 ↑	9.8 ↘	9.9 ↗	10.0 →
9.2 ↘	9.9 ↘	10.1 →	9.9 →	9.8 ↘

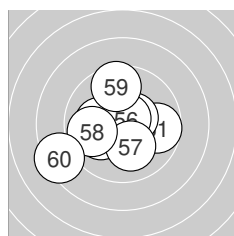
beste Teiler: 214.0 (38.), 245.1 (35.), 256.1 (39.)
 Trefferlage: 0.28 mm rechts, 1.43 mm hoch
 Streuwert: 2.07, horizontal: 2.36, vertikal: 1.74



Serie 5: 100.9 (96)

10.3* ↑	9.3 ↘	10.3* ↘	9.7 ←	9.9 ↓
10.5* ↘	10.2* ↗	10.2* ↘	10.6* ↙	9.9 ↓

beste Teiler: 95.4 (49.), 116.8 (46.), 156.7 (43.)
 Trefferlage: 0.67 mm links, 0.15 mm tief
 Streuwert: 1.67, horizontal: 1.64, vertikal: 1.69



Serie 6: 99.9 (95)

9.7 →	10.9* ↘	10.1 ←	10.5* ↗	10.1 ←
10.7* ↗	10.1 ↓	9.8 ←	9.6 ↑	8.4 ↙

beste Teiler: 24.6 (52.), 57.4 (56.), 110.2 (54.)
 Trefferlage: 0.80 mm links, 0.22 mm tief
 Streuwert: 2.09, horizontal: 2.41, vertikal: 1.71

