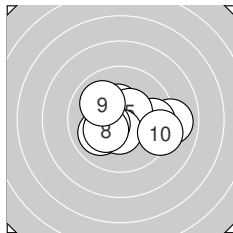
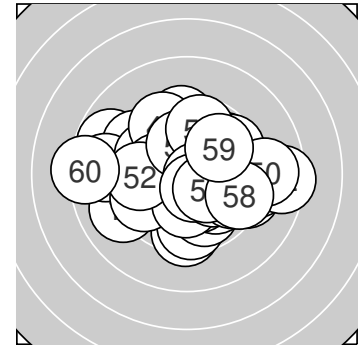


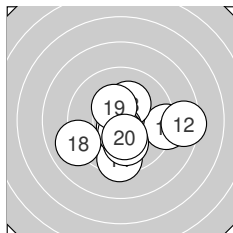
Ergebnis: **593.6** (567)
 Serien: 100.0 98.0 98.4 99.0 99.2 99.0
 Zähler: 32 23 5 0 0 0 0 0 0 0
 Innenezehner: 26
 Weitestе: 673 (60.), 626 (12.), 543 (22.)
 beste Teiler: 33.1 (36.), 63.3 (35.), 68.8 (55.)
 Trefferlage: 0.16 mm rechts, 0.07 mm hoch
 Streuwert: 2.14, horizontal: 2.55, vertikal: 1.64



Serie 1: 100.0 (97)

9.0 →	10.4* ↑	9.7 →	10.0 ↖	10.5* ↗
10.5* ↓	10.4* ↖	10.2* ↖	10.0 ↘	9.3 →

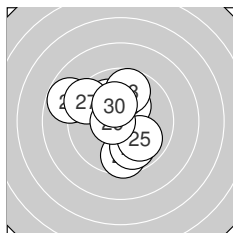
beste Teiler: 120.4 (5.), 121.6 (6.), 127.3 (2.)
 Trefferlage: 0.59 mm rechts, 0.22 mm tief
 Streuwert: 1.95, horizontal: 2.54, vertikal: 1.08



Serie 2: 98.0 (95)

9.1 →	8.4 →	10.2* ↑	9.4 ↓	10.0 ↓
10.7* ↓	10.5* ↓	9.0 ↖	10.4* ↘	10.3* ↓

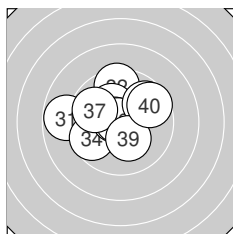
beste Teiler: 75.5 (16.), 121.0 (17.), 144.8 (19.)
 Trefferlage: 0.73 mm rechts, 1.00 mm tief
 Streuwert: 2.33, horizontal: 2.86, vertikal: 1.65



Serie 3: 98.4 (93)

9.6 ↓	8.8 ↖	10.3* ↑	9.8 ↓	9.9 ↘
10.0 ↘	9.4 ↖	9.7 ↑	10.6* ←	10.3* ↑

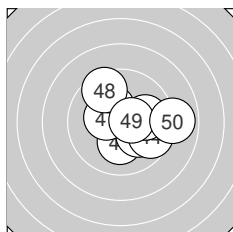
beste Teiler: 78.1 (29.), 167.7 (23.), 175.5 (30.)
 Trefferlage: 0.62 mm links, 0.43 mm hoch
 Streuwert: 2.18, horizontal: 2.14, vertikal: 2.22



Serie 4: 99.0 (93)

8.8 ←	9.5 ↑	10.2* ↘	9.7 ↖	10.7* ↖
10.8* ↖	9.8 ↖	9.7 ↗	10.2* ↓	9.6 ↗

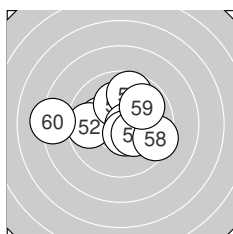
beste Teiler: 33.1 (36.), 63.3 (35.), 178.4 (39.)
 Trefferlage: 0.68 mm links, 0.75 mm hoch
 Streuwert: 2.07, horizontal: 2.46, vertikal: 1.58



Serie 5: 99.2 (95)

10.2* ↓	10.1 ↘	9.6 →	9.7 →	10.3* ↘
10.0 →	10.4* ↖	9.5 ↘	10.5* →	8.9 →

beste Teiler: 109.3 (49.), 148.3 (47.), 164.1 (45.)
 Trefferlage: 1.28 mm rechts, 0.09 mm hoch
 Streuwert: 1.90, horizontal: 2.25, vertikal: 1.48



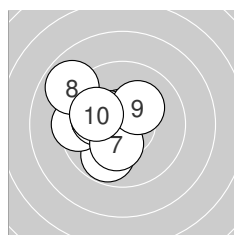
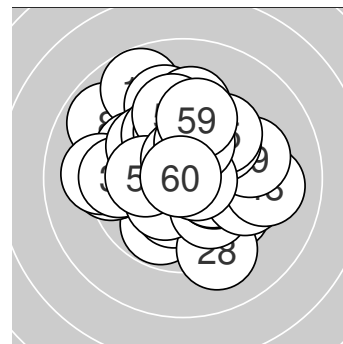
Serie 6: 99.0 (94)

10.2* ↖	9.7 ←	10.2* ↑	9.7 ↑	10.7* →
10.5* ↓	10.3* ↘	9.5 →	9.9 ↗	8.3 ←

beste Teiler: 68.8 (55.), 101.9 (56.), 161.8 (57.)
 Trefferlage: 0.33 mm links, 0.38 mm hoch
 Streuwert: 2.30, horizontal: 2.93, vertikal: 1.42



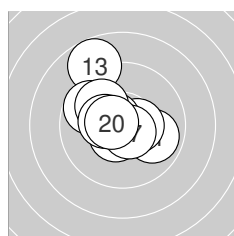
Ergebnis: **601.8** (572)
 Serien: 100.4 101.7 100.4 99.3 97.5 102.5
 Zähler: 34 24 2 0 0 0 0 0 0 0
 Innenezehner: 26
 Weitestе: 548 (13.), 521 (8.), 456 (48.)
 beste Teiler: 15.8 (60.), 31.4 (29.), 36.6 (27.)
 Trefferlage: 0.15 mm links, 0.69 mm hoch
 Streuwert: 1.82, horizontal: 1.96, vertikal: 1.67



Serie 1: 100.4 (96)

10.7* ↑	9.8 ↘	10.5* ←	9.5 ←	10.1 ←
10.4* ↖	10.3* ↘	8.9 ↘	10.2* ↗	10.0 ↖

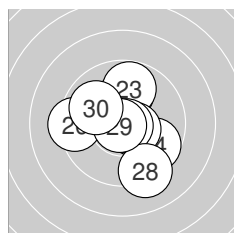
beste Teiler: 68.7 (1.), 114.8 (3.), 130.6 (6.)
 Trefferlage: 1.50 mm links, 0.29 mm hoch
 Streuwert: 1.58, horizontal: 1.63, vertikal: 1.54



Serie 2: 101.7 (96)

9.9 →	10.6* ↘	8.8 ↘	9.7 ↖	10.5* →
10.6* ↖	10.6* ↘	10.0 ↖	10.4* ←	10.6* ←

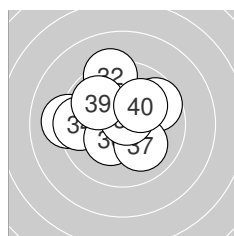
beste Teiler: 77.7 (17.), 90.9 (16.), 95.0 (20.)
 Trefferlage: 0.62 mm links, 0.67 mm hoch
 Streuwert: 1.68, horizontal: 1.62, vertikal: 1.73



Serie 3: 100.4 (95)

10.3* ↘	10.0 ↑	9.8 ↑	9.7 ↘	10.5* ↘
9.4 ←	10.8* ↘	9.2 ↘	10.8* ↗	9.9 ↖

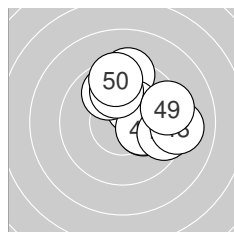
beste Teiler: 31.4 (29.), 36.6 (27.), 107.3 (25.)
 Trefferlage: 0.04 mm links, 0.12 mm hoch
 Streuwert: 1.97, horizontal: 1.92, vertikal: 2.02



Serie 4: 99.3 (95)

9.7 ↗	9.3 ↑	9.1 ←	9.5 ←	10.6* ↘
10.3* ↘	10.1 ↘	10.7* ↗	9.9 ↖	10.1 ↗

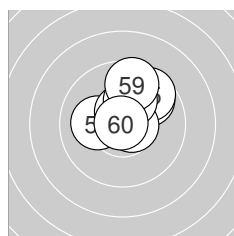
beste Teiler: 59.6 (38.), 94.0 (35.), 155.5 (36.)
 Trefferlage: 0.65 mm links, 0.61 mm hoch
 Streuwert: 2.02, horizontal: 2.30, vertikal: 1.70



Serie 5: 97.5 (93)

9.4 ↑	10.3* ↗	9.9 ↘	10.2* →	10.3* →
9.9 ↑	9.5 →	9.1 →	9.4 →	9.5 ↑

beste Teiler: 151.9 (42.), 173.6 (45.), 183.0 (44.)
 Trefferlage: 1.41 mm rechts, 1.24 mm hoch
 Streuwert: 1.90, horizontal: 1.98, vertikal: 1.82



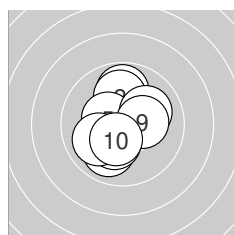
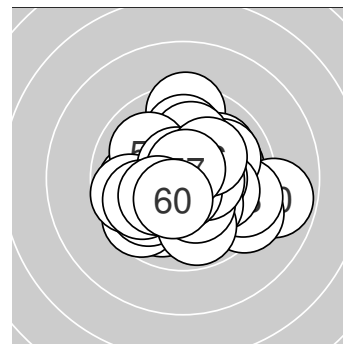
Serie 6: 102.5 (97)

9.8 ↗	10.8* ↗	10.1 ←	10.5* ↑	9.6 ↗
10.6* →	10.5* ↑	10.1 ↑	9.6 ↑	10.9* ↖

beste Teiler: 15.8 (60.), 42.4 (52.), 77.7 (56.)
 Trefferlage: 0.47 mm rechts, 1.21 mm hoch
 Streuwert: 1.19, horizontal: 1.20, vertikal: 1.18



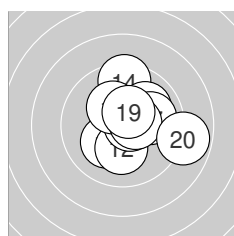
Ergebnis: **614.1** (588)
 Serien: 102.0 100.6 101.1 104.1 102.4 103.9
 Zähler: 49 10 1 0 0 0 0 0 0 0
 Innenezehner: 38
 Weitestе: 527 (20.), 400 (21.), 376 (14.)
 beste Teiler: 15.0 (31.), 30.8 (52.), 32.2 (39.)
 Trefferlage: 0.08 mm rechts, 0.06 mm tief
 Streuwert: 1.47, horizontal: 1.55, vertikal: 1.39



Serie 1: 102.0 (99)

9.8 ↑	10.0 ↑	10.7* ↙	10.0 ↘	10.4* ↖
10.3* ↘	10.1 ↗	10.0 ↙	10.3* →	10.4* ↘

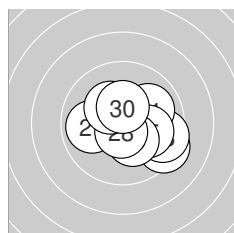
beste Teiler: 57.7 (3.), 134.2 (5.), 139.7 (10.)
 Trefferlage: 0.28 mm links, 0.02 mm hoch
 Streuwert: 1.49, horizontal: 1.25, vertikal: 1.69



Serie 2: 100.6 (97)

10.2* ↙	10.2* ↓	10.7* →	9.4 ↑	10.0 ↗
10.3* ↖	10.0 →	10.5* →	10.5* ↑	8.8 →

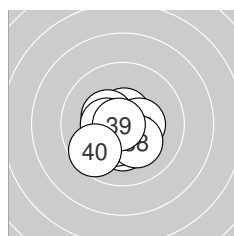
beste Teiler: 64.0 (13.), 110.6 (18.), 123.5 (19.)
 Trefferlage: 0.95 mm rechts, 0.42 mm hoch
 Streuwert: 1.77, horizontal: 1.86, vertikal: 1.68



Serie 3: 101.1 (97)

9.4 ↘	10.5* →	9.5 →	10.0 ↗	10.1 →
10.3* ↘	9.9 ←	10.7* ↓	10.3* ↖	10.4* ↑

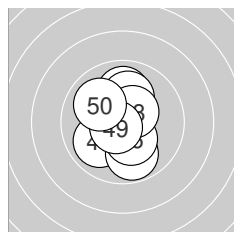
beste Teiler: 73.9 (28.), 121.7 (22.), 138.0 (30.)
 Trefferlage: 0.94 mm rechts, 0.20 mm tief
 Streuwert: 1.61, horizontal: 1.94, vertikal: 1.20



Serie 4: 104.1 (99)

10.9* ←	10.6* ↑	10.3* ↓	10.4* ↘	10.4* ↖
10.4* ←	10.4* →	10.2* ↘	10.8* ←	9.7 ↘

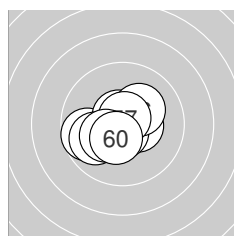
beste Teiler: 15.0 (31.), 32.2 (39.), 84.0 (32.)
 Trefferlage: 0.33 mm links, 0.53 mm tief
 Streuwert: 1.10, horizontal: 1.14, vertikal: 1.06



Serie 5: 102.4 (98)

9.9 ↙	10.5* ↑	9.8 ↓	10.0 ↑	10.1 ↑
10.3* ↘	10.6* ↖	10.5* ↗	10.7* ↙	10.0 ↖


beste Teiler: 71.2 (49.), 77.7 (47.), 120.0 (42.)
 Trefferlage: 0.26 mm links, 0.21 mm hoch
 Streuwert: 1.42, horizontal: 1.05, vertikal: 1.72



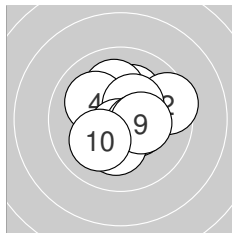
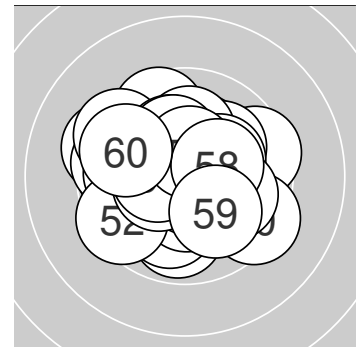
Serie 6: 103.9 (98)

10.5* →	10.8* ↙	9.7 ←	10.7* ↓	10.7* ↖
10.2* ↗	10.7* ↑	9.9 ↙	10.3* ↙	10.4* ↘

beste Teiler: 30.8 (52.), 53.4 (57.), 70.0 (54.)
 Trefferlage: 0.51 mm links, 0.28 mm tief
 Streuwert: 1.16, horizontal: 1.40, vertikal: 0.85



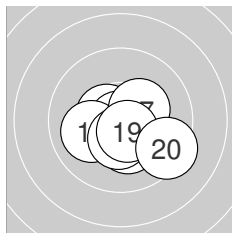
Ergebnis: **613.5** (589)
 Serien: 102.1 103.7 101.8 100.9 103.3 101.7
 Zähler: 49 11 0 0 0 0 0 0 0 0
 Innenezehner: 38
 Weitestе: 399 (21.), 392 (20.), 373 (34.)
 beste Teiler: 16.2 (15.), 27.8 (25.), 30.6 (37.)
 Trefferlage: 0.26 mm links, 0.05 mm hoch
 Streuwert: 1.44, horizontal: 1.62, vertikal: 1.23



Serie 1: 102.1 (99)

10.2* ↗	9.5 →	10.1 ↑	10.1 ↘	10.4* ↗
10.6* ↓	10.5* ↘	10.2* ↓	10.4* →	10.1 ↘

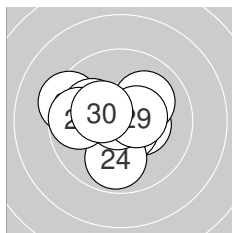
beste Teiler: 77.4 (6.), 122.3 (7.), 138.9 (5.)
 Trefferlage: 0.34 mm rechts, 0.24 mm hoch
 Streuwert: 1.46, horizontal: 1.54, vertikal: 1.39



Serie 2: 103.7 (99)

10.6* ↘	10.3* ↓	10.5* ↖	10.7* ↓	10.9* ↗
10.0 ↖	10.3* ↗	10.4* ↓	10.6* ↘	9.4 ↘

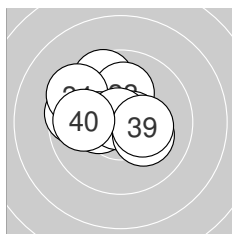
beste Teiler: 16.2 (15.), 75.1 (14.), 88.6 (11.)
 Trefferlage: 0.30 mm rechts, 0.68 mm tief
 Streuwert: 1.19, horizontal: 1.44, vertikal: 0.87



Serie 3: 101.8 (97)

9.4 ↖	10.4* →	10.6* ↘	9.9 ↓	10.8* ↖
10.1 ↖	9.7 ↖	10.1 ↗	10.5* →	10.3* ↖

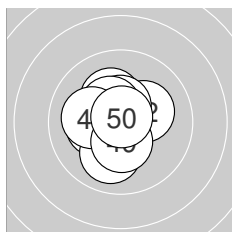
beste Teiler: 27.8 (25.), 79.5 (23.), 120.3 (29.)
 Trefferlage: 0.59 mm links, 0.14 mm hoch
 Streuwert: 1.58, horizontal: 1.90, vertikal: 1.19



Serie 4: 100.9 (96)

9.6 ↖	9.6 ↖	10.1 ↑	9.5 ↖	10.6* →
10.3* ↖	10.8* ↖	10.2* ↘	10.3* →	9.9 ↖

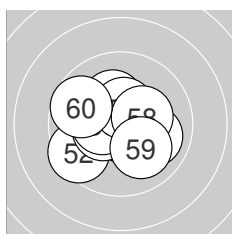
beste Teiler: 30.6 (37.), 76.0 (35.), 158.0 (36.)
 Trefferlage: 0.79 mm links, 0.69 mm hoch
 Streuwert: 1.60, horizontal: 1.88, vertikal: 1.26



Serie 5: 103.3 (100)

10.5* ↗	10.2* ↗	10.2* ↖	10.5* ↑	10.2* ↖
10.0 ↓	10.4* ↖	10.1 ↖	10.4* ↓	10.8* ↑

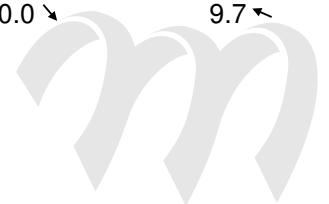
beste Teiler: 38.8 (50.), 116.0 (44.), 124.5 (41.)
 Trefferlage: 0.48 mm links, 0.04 mm hoch
 Streuwert: 1.16, horizontal: 1.04, vertikal: 1.26



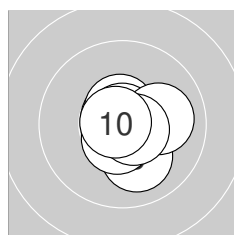
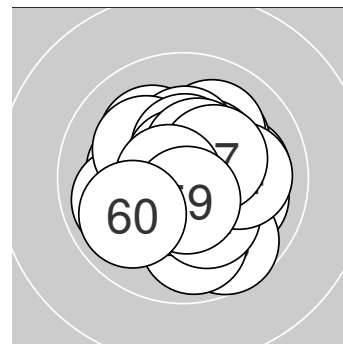
Serie 6: 101.7 (98)

10.7* ↓	9.5 ↖	10.2* ↖	10.4* ↖	10.4* ↖
10.0 →	10.5* ↑	10.3* →	10.0 ↘	9.7 ↖

beste Teiler: 63.9 (51.), 117.2 (57.), 132.0 (55.)
 Trefferlage: 0.33 mm links, 0.10 mm tief
 Streuwert: 1.57, horizontal: 1.83, vertikal: 1.26



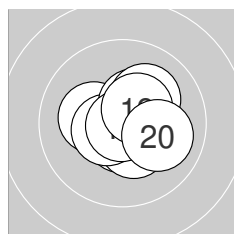
Ergebnis: **627.4** (596)
 Serien: 105.5 104.1 104.1 104.8^{OF} 105.2 103.7
 Zähler: 56 4 0 0 0 0 0 0 0 0
 Innenezehner: 49
 Weitester: 316 (33.), 265 (42.), 259 (60.)
 beste Teiler: 10.0 (47.), 11.0 (46.), 15.2 (27.)
 Trefferlage: 0.07 mm rechts, 0.00 mm
 Streuwert: 1.03, horizontal: 1.03, vertikal: 1.02



Serie 1: 105.5 (100)

10.6* →	10.7* →	10.7* ↘	10.6* ↑	10.1 ↓
10.8* ↑	10.6* ↙	10.0 →	10.6* ↘	10.8* ←

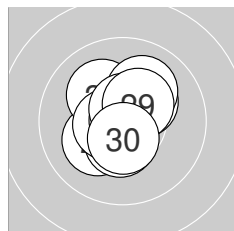
beste Teiler: 33.0 (6.), 45.8 (10.), 57.4 (3.)
 Trefferlage: 0.41 mm rechts, 0.10 mm tief
 Streuwert: 0.83, horizontal: 0.85, vertikal: 0.82



Serie 2: 104.1 (100)

10.6* ↓	10.6* →	10.4* ↘	10.2* ←	10.5* ←
10.4* ↗	10.1 ↗	10.9* ↙	10.4* ↗	10.0 →

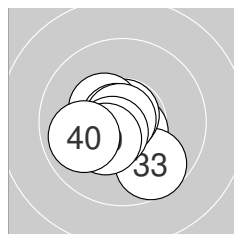
beste Teiler: 17.8 (18.), 86.3 (11.), 93.0 (12.)
 Trefferlage: 0.39 mm rechts, 0.05 mm hoch
 Streuwert: 1.04, horizontal: 1.16, vertikal: 0.91



Serie 3: 104.1 (100)

10.2* ↖	10.3* ↗	10.4* ↓	10.1 ↘	10.6* ←
10.1 ↗	10.9* ↗	10.6* ↑	10.4* ↗	10.5* ↓

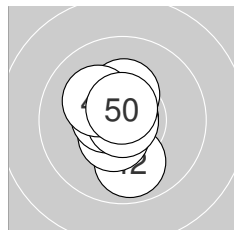
beste Teiler: 15.2 (27.), 78.0 (28.), 91.4 (25.)
 Trefferlage: 0.01 mm links, 0.29 mm hoch
 Streuwert: 1.10, horizontal: 0.99, vertikal: 1.19



Serie 4: 104.8 (98)

10.6* ↘	10.7* ↘	9.7 ↓	10.8* ↑	10.4* ↘
10.8* ↘	10.9* ↘	10.6* ↖	10.4* ↖	9.9 ←

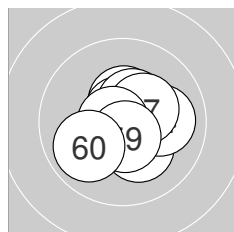
beste Teiler: 22.6 (37.), 41.1 (36.), 45.2 (34.)
 Trefferlage: 0.37 mm links, 0.38 mm tief
 Streuwert: 1.06, horizontal: 1.11, vertikal: 1.01



Serie 5: 105.2 (99)

10.8* ←	9.9 ↓	10.5* ↖	10.4* ↘	10.6* ←
10.9* ↑	10.9* ↓	10.3* ↑	10.2* ↘	10.7* ↑

beste Teiler: 10.0 (47.), 11.0 (46.), 42.2 (41.)
 Trefferlage: 0.38 mm links, 0.14 mm hoch
 Streuwert: 0.97, horizontal: 0.60, vertikal: 1.23



Serie 6: 103.7 (99)

10.4* →	10.2* ↘	10.4* ↑	10.0 →	10.7* ↑
10.5* ↗	10.3* ↗	10.7* ←	10.6* ↓	9.9 ↖

beste Teiler: 60.0 (58.), 65.7 (55.), 93.3 (59.)
 Trefferlage: 0.40 mm rechts, 0.00 mm
 Streuwert: 1.14, horizontal: 1.24, vertikal: 1.02



ISSF AR Women Jun

StandNr: 59

Cermak, Romina #445

Juniorinnen

Competition

StartNr: 674

01.04.2023 10:19

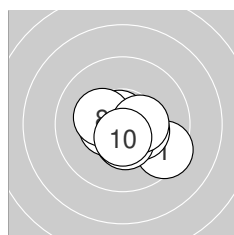
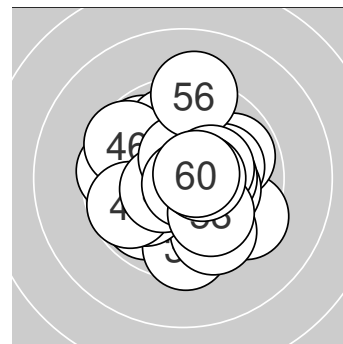
ST – SV Knittelfeld / Steiermark 1

QF

– Schütze hat sich fürs Finale qualifiziert



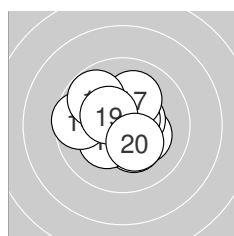
Ergebnis: **617.4** (588)
 Serien: 103.8 102.1 103.2 101.8^{OF} 102.8 103.7
 Zähler: 48 12 0 0 0 0 0 0 0 0
 Innenezehner: 42
 Weitester: 436 (56.), 379 (1.), 357 (39.)
 beste Teiler: 12.1 (50.), 17.0 (51.), 27.7 (21.)
 Trefferlage: 0.07 mm rechts, 0.16 mm tief
 Streuwert: 1.35, horizontal: 1.36, vertikal: 1.34



Serie 1: 103.8 (99)

9.4 ↘	10.5* ↓	10.5* ←	10.6* ↘	10.4* ↘
10.4* ↓	10.8* ↘	10.3* ←	10.4* →	10.5* ↓

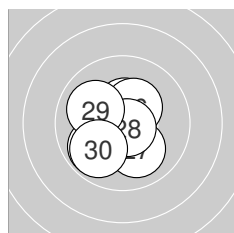
beste Teiler: 48.8 (7.), 89.6 (4.), 101.0 (10.)
 Trefferlage: 0.40 mm rechts, 0.56 mm tief
 Streuwert: 1.13, horizontal: 1.38, vertikal: 0.79



Serie 2: 102.1 (98)

10.3* ↓	10.2* ↘	10.3* ↗	9.6 ←	10.5* ↗
10.6* ↗	10.1 ↑	9.8 ↘	10.4* ↘	10.3* ↓

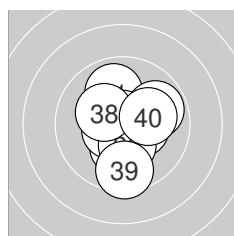
beste Teiler: 83.2 (16.), 115.5 (15.), 132.4 (19.)
 Trefferlage: 0.16 mm links, 0.14 mm hoch
 Streuwert: 1.47, horizontal: 1.63, vertikal: 1.28



Serie 3: 103.2 (98)

10.8* ↗	10.6* ↘	9.9 ↗	10.4* ↑	10.5* ↓
10.3* ↗	10.0 ↓	10.8* ↓	10.0 ↘	9.9 ↗

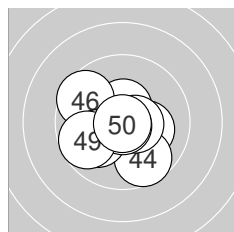
beste Teiler: 27.7 (21.), 50.2 (28.), 79.4 (22.)
 Trefferlage: 0.36 mm links, 0.29 mm tief
 Streuwert: 1.28, horizontal: 1.23, vertikal: 1.34



Serie 4: 101.8 (97)

9.9 ↑	10.2* ↓	10.4* →	10.8* ↑	10.5* ←
10.3* ↓	9.8 ↗	10.3* ↘	9.5 ↓	10.1 →

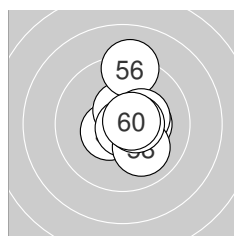
beste Teiler: 40.7 (34.), 104.6 (35.), 141.4 (33.)
 Trefferlage: 0.29 mm rechts, 0.22 mm tief
 Streuwert: 1.53, horizontal: 1.30, vertikal: 1.73



Serie 5: 102.8 (97)

10.8* ↓	10.5* ↑	10.2* →	9.7 ↓	10.6* →
9.6 ↘	10.0 ↗	10.8* ↓	9.7 ↗	10.9* ↓


beste Teiler: 12.1 (50.), 29.0 (48.), 30.8 (41.)
 Trefferlage: 0.31 mm links, 0.40 mm tief
 Streuwert: 1.49, horizontal: 1.68, vertikal: 1.27



Serie 6: 103.7 (99)

10.9* ↓	10.5* ←	10.5* ↑	10.3* →	10.8* ↓
9.2 ↑	10.3* →	10.0 ↓	10.5* →	10.7* →

beste Teiler: 17.0 (51.), 32.8 (55.), 72.4 (60.)
 Trefferlage: 0.58 mm rechts, 0.32 mm hoch
 Streuwert: 1.27, horizontal: 0.84, vertikal: 1.59



ISSF AR Women Jun

StandNr: 60

Hauschild, Julia #535

Juniorinnen

Competition

StartNr: 675

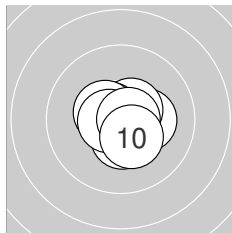
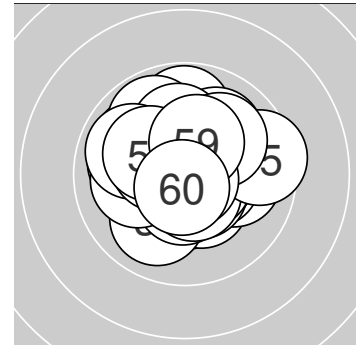
01.04.2023 09:55

T – SG Walchsee / Tirol 1

QF

– Schütze hat sich fürs Finale qualifiziert

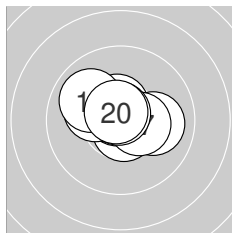
Ergebnis: **626.6** (595)
 Serien: 105.6 104.5 105.3 103.1 105.3 102.8
 Zähler: 55 5 0 0 0 0 0 0 0 0
 Innenzehner: 47
 Weitester: 360 (55.), 286 (33.), 278 (36.)
 beste Teiler: 13.0 (4.), 17.2 (54.), 21.2 (26.)
 Trefferlage: 0.06 mm links, 0.34 mm hoch
 Streuwert: 1.04, horizontal: 1.16, vertikal: 0.91



Serie 1: 105.6 (100)

10.3* →	10.6* ↗	10.6* ←	10.9* →	10.6* ↖
10.5* ↖	10.4* ↓	10.6* ←	10.7* →	10.4* ↘

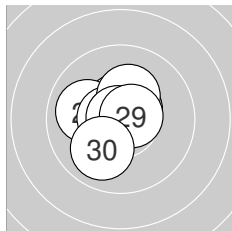
beste Teiler: 13.0 (4.), 55.0 (9.), 80.1 (3.)
 Trefferlage: 0.06 mm rechts, 0.11 mm tief
 Streuwert: 0.79, horizontal: 0.91, vertikal: 0.66



Serie 2: 104.5 (99)

10.7* ↓	10.8* ↖	10.5* ↖	10.5* ↑	10.0 →
10.2* ↖	10.4* →	9.9 ↖	10.8* ↑	10.7* ↖

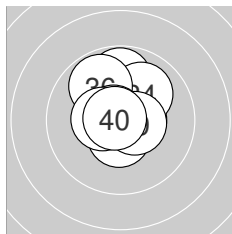
beste Teiler: 48.7 (12.), 49.7 (19.), 66.2 (20.)
 Trefferlage: 0.19 mm links, 0.41 mm hoch
 Streuwert: 1.03, horizontal: 1.31, vertikal: 0.63



Serie 3: 105.3 (100)

10.8* ↖	10.6* ↑	10.6* ↗	10.0 ←	10.6* ←
10.9* ↖	10.3* ↑	10.9* ↖	10.6* →	10.0 ↘

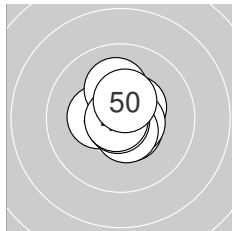
beste Teiler: 21.2 (26.), 23.3 (28.), 45.6 (21.)
 Trefferlage: 0.34 mm links, 0.25 mm hoch
 Streuwert: 0.96, horizontal: 0.96, vertikal: 0.95



Serie 4: 103.1 (98)

10.1 ↗	10.5* →	9.8 ↑	10.0 ↗	10.5* ↓
9.8 ↖	10.7* ↖	10.4* ←	10.5* →	10.8* ↖

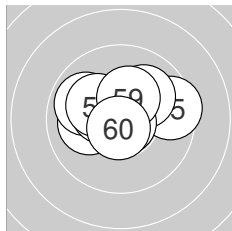
beste Teiler: 43.9 (40.), 55.0 (37.), 101.0 (32.)
 Trefferlage: 0.09 mm rechts, 0.78 mm hoch
 Streuwert: 1.17, horizontal: 1.03, vertikal: 1.30



Serie 5: 105.3 (100)

10.6* →	10.5* ↗	10.3* ←	10.5* ↓	10.6* →
10.1 ↑	10.6* ↓	10.8* ↗	10.8* ←	10.5* ↑


beste Teiler: 32.0 (48.), 32.3 (49.), 89.1 (41.)
 Trefferlage: 0.18 mm rechts, 0.19 mm hoch
 Streuwert: 0.85, horizontal: 0.79, vertikal: 0.92



Serie 6: 102.8 (98)

10.1 ←	9.9 ↖	10.4* ↖	10.9* ↗	9.5 →
10.2* ↖	10.0 ↗	10.8* ↘	10.3* ↑	10.7* ↓

beste Teiler: 17.2 (54.), 37.5 (58.), 64.7 (60.)
 Trefferlage: 0.18 mm links, 0.51 mm hoch
 Streuwert: 1.41, horizontal: 1.83, vertikal: 0.79



ISSF AR Women Jun

StandNr: 61

Hillinger, Christina #455

Juniorinnen

Competition

OÖ – SG Vorchdorf 1879 / Oberösterreich 1

StartNr: 676

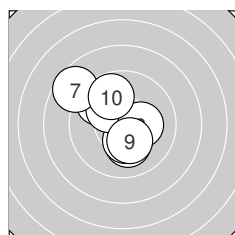
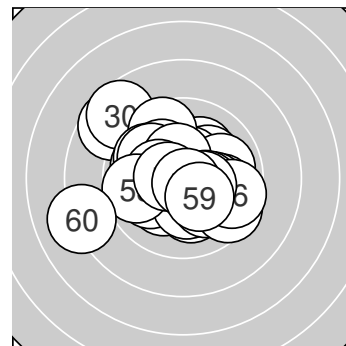
01.04.2023 10:19

QF

– Schütze hat sich fürs Finale qualifiziert



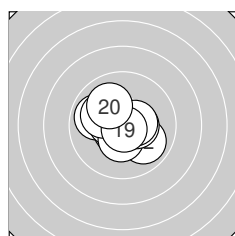
Ergebnis: **607.4** (582)
 Serien: 100.0 103.1 102.3 101.0 101.6 99.4
 Zähler: 45 12 3 0 0 0 0 0 0 0
 Innenzehner: 32
 Weitester: 714 (60.), 580 (30.), 574 (7.)
 beste Teiler: 38.0 (58.), 41.7 (19.), 49.1 (29.)
 Trefferlage: 0.17 mm links, 0.10 mm hoch
 Streuwert: 1.71, horizontal: 1.94, vertikal: 1.43



Serie 1: 100.0 (96)

10.1 ↓	10.3* ↓	10.4* ↓	10.3* ↓	9.7 ↖
10.2* ↖	8.7 ↖	10.2* →	10.3* ↓	9.8 ↗

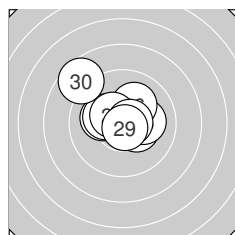
beste Teiler: 128.8 (3.), 157.8 (2.), 162.4 (4.)
 Trefferlage: 0.49 mm links, 0.18 mm hoch
 Streuwert: 1.97, horizontal: 1.90, vertikal: 2.05



Serie 2: 103.1 (98)

9.9 ↖	9.9 ↘	10.6* ↗	10.5* ←	10.4* ↓
10.4* →	10.1 ↖	10.5* →	10.8* ↓	10.0 ↖

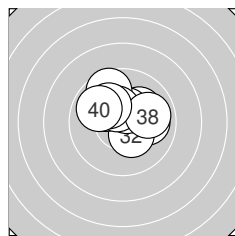
beste Teiler: 41.7 (19.), 83.4 (13.), 112.4 (14.)
 Trefferlage: 0.28 mm links, 0.01 mm hoch
 Streuwert: 1.28, horizontal: 1.48, vertikal: 1.05



Serie 3: 102.3 (98)

10.2* ←	10.7* ↖	10.4* →	10.2* ↖	10.1 →
10.1 ↗	10.5* ↖	10.7* →	10.8* ↓	8.6 ↖

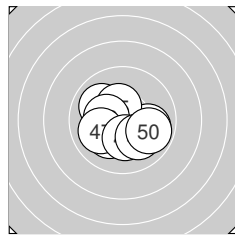
beste Teiler: 49.1 (29.), 64.8 (22.), 72.5 (28.)
 Trefferlage: 0.35 mm links, 0.76 mm hoch
 Streuwert: 1.62, horizontal: 1.85, vertikal: 1.36



Serie 4: 101.0 (97)

10.0 →	10.4* ↓	10.1 ↗	10.5* ↗	9.6 ↖
10.1 ↖	10.4* ↖	9.9 →	10.1 ↖	9.9 ↖

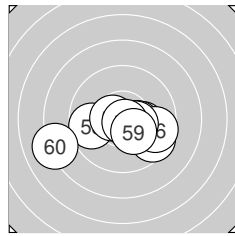
beste Teiler: 120.2 (34.), 140.3 (37.), 149.2 (32.)
 Trefferlage: 0.06 mm rechts, 1.03 mm hoch
 Streuwert: 1.46, horizontal: 1.74, vertikal: 1.10



Serie 5: 101.6 (98)

10.0 ↖	10.2* ↗	9.9 →	10.6* ←	10.4* ↖
10.3* ←	10.0 ↖	10.3* ↓	10.1 ↓	9.8 →

beste Teiler: 86.0 (44.), 139.5 (45.), 161.4 (46.)
 Trefferlage: 0.14 mm links, 0.46 mm tief
 Streuwert: 1.50, horizontal: 1.78, vertikal: 1.16



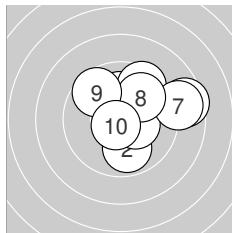
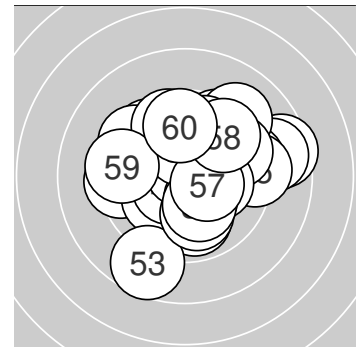
Serie 6: 99.4 (95)

10.1 →	10.3* →	9.7 ←	10.6* ←	9.5 ↘
9.6 →	10.4* →	10.8* ↓	10.3* ↓	8.1 ↖

beste Teiler: 38.0 (58.), 98.5 (54.), 133.5 (57.)
 Trefferlage: 0.14 mm rechts, 0.92 mm tief
 Streuwert: 2.21, horizontal: 3.01, vertikal: 0.84



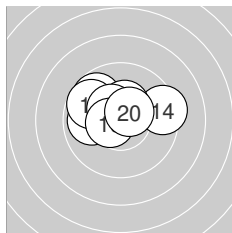
Ergebnis: **602.6** (572)
 Serien: 97.9 101.7 101.5 101.5 101.7 98.3
 Zähler: 35 22 3 0 0 0 0 0 0 0
 Innenezehner: 30
 Weitestе: 604 (4.), 573 (53.), 542 (7.)
 beste Teiler: 42.0 (50.), 45.0 (26.), 48.0 (42.)
 Trefferlage: 0.28 mm rechts, 0.65 mm hoch
 Streuwert: 1.82, horizontal: 1.98, vertikal: 1.64



Serie 1: 97.9 (92)

10.1 ↑	9.9 ↓	10.5* →	8.5 →	10.4* →
9.5 ↗	8.8 →	9.9 ↗	9.6 ↘	10.7* ↘

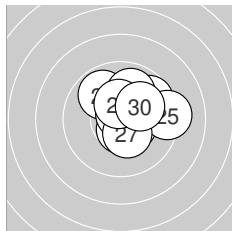
beste Teiler: 69.6 (10.), 120.0 (3.), 143.8 (5.)
 Trefferlage: 1.53 mm rechts, 0.87 mm hoch
 Streuwert: 2.13, horizontal: 2.46, vertikal: 1.74



Serie 2: 101.7 (96)

10.5* ↘	10.6* ↑	9.7 ↘	9.4 →	10.4* ↑
9.9 ←	9.7 ↘	10.4* ↘	10.6* ←	10.5* ↗

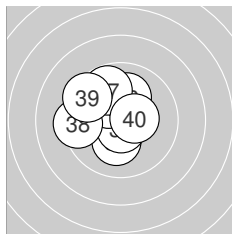
beste Teiler: 91.0 (12.), 98.9 (19.), 110.3 (20.)
 Trefferlage: 0.49 mm links, 0.93 mm hoch
 Streuwert: 1.45, horizontal: 1.94, vertikal: 0.68



Serie 3: 101.5 (96)

10.6* ↓	9.9 ↘	9.7 ↗	10.5* →	9.2 →
10.8* ↑	10.4* ↓	9.9 ↑	10.4* ↑	10.1 ↗

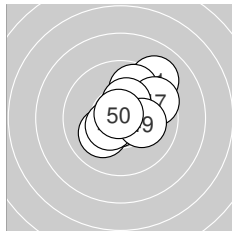
beste Teiler: 45.0 (26.), 92.0 (21.), 119.8 (24.)
 Trefferlage: 0.93 mm rechts, 0.69 mm hoch
 Streuwert: 1.48, horizontal: 1.64, vertikal: 1.30



Serie 4: 101.5 (97)

10.5* ↘	10.7* ↘	10.2* ↓	10.7* ↓	10.2* ↘
10.1 ↑	9.8 ↗	9.4 ←	9.5 ↘	10.4* →

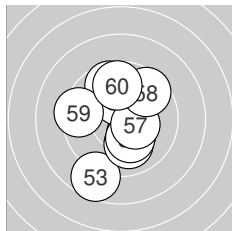
beste Teiler: 71.4 (32.), 74.1 (34.), 122.5 (31.)
 Trefferlage: 0.88 mm links, 0.71 mm hoch
 Streuwert: 1.50, horizontal: 1.56, vertikal: 1.44



Serie 5: 101.7 (97)

9.1 ↗	10.8* ↘	10.1 ↗	10.5* ↗	10.5* ↗
9.8 ↑	9.6 →	10.3* ↑	10.2* →	10.8* ↘

beste Teiler: 42.0 (50.), 48.0 (42.), 111.6 (45.)
 Trefferlage: 0.76 mm rechts, 0.72 mm hoch
 Streuwert: 1.57, horizontal: 1.60, vertikal: 1.54



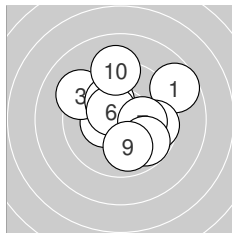
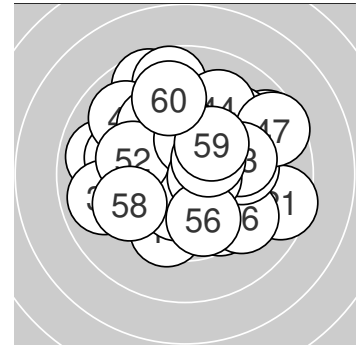
Serie 6: 98.3 (94)

10.3* ↓	9.7 ↑	8.7 ↓	10.0 ↓	10.3* ↑
10.2* ↓	10.4* →	9.6 ↗	9.4 ←	9.7 ↑

beste Teiler: 143.6 (57.), 165.4 (51.), 165.8 (55.)
 Trefferlage: 0.13 mm links, 0.02 mm tief
 Streuwert: 2.31, horizontal: 1.84, vertikal: 2.70



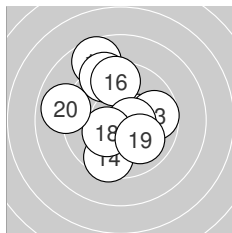
Ergebnis: **585.9** (559)
 Serien: 97.9 96.9 98.3 98.9 95.5 98.4
 Zähler: 26 27 7 0 0 0 0 0 0 0
 Innenezehner: 20
 Weitestе: 601 (21.), 593 (47.), 574 (12.)
 beste Teiler: 22.0 (32.), 50.2 (49.), 62.6 (25.)
 Trefferlage: 0.28 mm rechts, 0.85 mm hoch
 Streuwert: 2.29, horizontal: 2.42, vertikal: 2.16



Serie 1: 97.9 (93)

8.7 ↗	10.4* ←	9.3 ↘	9.7 →	10.2* ↖
10.5* ↘	10.2* →	9.8 ↘	9.9 ↓	9.2 ↑

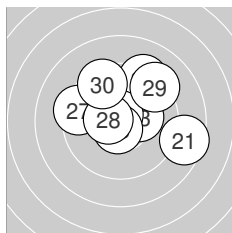
beste Teiler: 115.3 (6.), 145.1 (2.), 191.5 (5.)
 Trefferlage: 0.55 mm rechts, 0.64 mm hoch
 Streuwert: 2.34, horizontal: 2.51, vertikal: 2.16



Serie 2: 96.9 (92)

10.4* →	8.7 ↖	9.7 →	9.5 ↓	9.3 ↖
9.5 ↑	10.6* →	10.3* ↗	10.0 ↘	8.9 ←

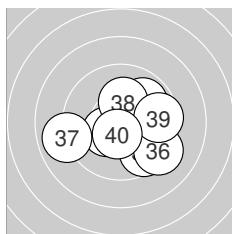
beste Teiler: 99.2 (17.), 145.4 (11.), 162.4 (18.)
 Trefferlage: 0.42 mm links, 0.80 mm hoch
 Streuwert: 2.52, horizontal: 2.31, vertikal: 2.71



Serie 3: 98.3 (94)

8.5 →	10.3* ↘	10.3* →	9.2 ↗	10.7* ↖
10.7* ↓	9.4 ←	10.5* ←	9.2 ↗	9.5 ↖

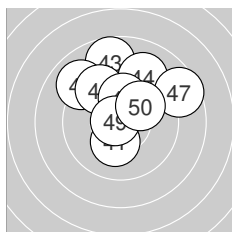
beste Teiler: 62.6 (25.), 75.6 (26.), 113.2 (28.)
 Trefferlage: 0.40 mm rechts, 1.08 mm hoch
 Streuwert: 2.34, horizontal: 2.77, vertikal: 1.80



Serie 4: 98.9 (93)

9.8 →	10.9* ↗	9.9 ↗	10.3* ↗	9.6 ↘
9.2 ↘	8.9 ←	10.2* ↑	9.6 →	10.5* ↓

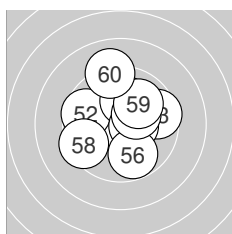
beste Teiler: 22.0 (32.), 112.3 (40.), 151.4 (34.)
 Trefferlage: 0.77 mm rechts, 0.36 mm tief
 Streuwert: 2.14, horizontal: 2.56, vertikal: 1.61



Serie 5: 95.5 (92)

10.2* ↓	9.4 ↗	8.7 ↑	9.1 ↗	9.0 ↘
9.6 ↘	8.6 ↗	10.1 ↑	10.8* ←	10.0 ↗

beste Teiler: 50.2 (49.), 183.6 (41.), 219.1 (48.)
 Trefferlage: 0.45 mm rechts, 2.34 mm hoch
 Streuwert: 2.30, horizontal: 2.53, vertikal: 2.03



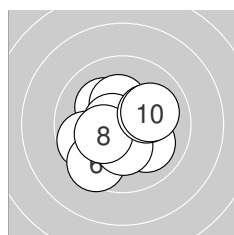
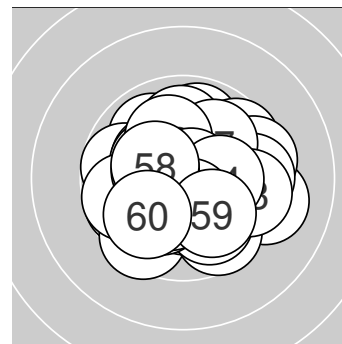
Serie 6: 98.4 (95)

10.0 ←	9.6 ↘	9.6 →	10.1 ↑	10.5* →
9.8 ↓	10.3* ↗	9.4 ←	10.0 ↗	9.1 ↑

beste Teiler: 119.3 (55.), 166.2 (57.), 214.2 (54.)
 Trefferlage: 0.08 mm links, 0.62 mm hoch
 Streuwert: 2.16, horizontal: 2.26, vertikal: 2.05



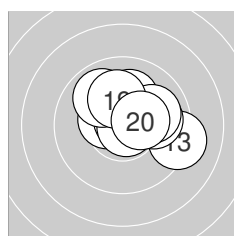
Ergebnis: **610.4** (585)
 Serien: 101.0 101.7 102.0 99.7 103.7 102.3
 Zähler: 45 15 0 0 0 0 0 0 0 0
 Innenezehner: 33
 Weitester: 435 (13.), 371 (37.), 355 (6.)
 beste Teiler: 31.8 (29.), 32.2 (16.), 39.0 (12.)
 Trefferlage: 0.33 mm rechts, 0.04 mm hoch
 Streuwert: 1.51, horizontal: 1.70, vertikal: 1.30



Serie 1: 101.0 (98)

10.2* ↘	10.3* ↑	10.0 ↘	10.6* ←	9.7 ↙
9.5 ↘	10.3* ↓	10.3* ↙	10.1 →	10.0 →

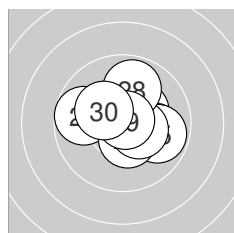
beste Teiler: 80.7 (4.), 159.2 (2.), 164.5 (8.)
 Trefferlage: 0.30 mm links, 0.33 mm tief
 Streuwert: 1.62, horizontal: 1.73, vertikal: 1.49



Serie 2: 101.7 (98)

10.4* ←	10.8* ↑	9.2 →	10.0 →	10.1 ↑
10.8* →	10.0 →	9.9 ↘	10.1 ↑	10.4* →

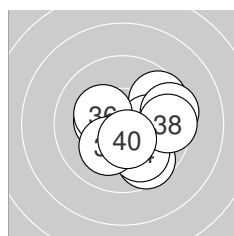
beste Teiler: 32.2 (16.), 39.0 (12.), 126.8 (11.)
 Trefferlage: 0.78 mm rechts, 0.73 mm hoch
 Streuwert: 1.46, horizontal: 1.78, vertikal: 1.05



Serie 3: 102.0 (97)

10.3* ↑	9.7 ←	10.3* ↗	10.0 →	9.8 →
10.5* ↓	10.4* →	9.9 ↑	10.8* ↗	10.3* ↘

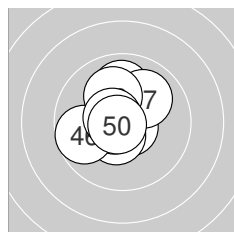
beste Teiler: 31.8 (29.), 125.2 (26.), 135.1 (27.)
 Trefferlage: 0.49 mm rechts, 0.36 mm hoch
 Streuwert: 1.46, horizontal: 1.68, vertikal: 1.19



Serie 4: 99.7 (95)

9.6 ↗	10.2* →	9.6 ↘	9.9 ↘	10.3* ←
10.3* ↘	9.5 →	9.6 →	10.2* ↘	10.5* ↓

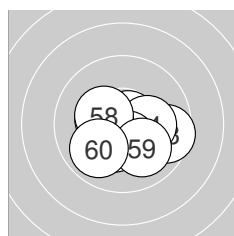
beste Teiler: 121.1 (40.), 152.3 (35.), 169.0 (36.)
 Trefferlage: 1.11 mm rechts, 0.39 mm tief
 Streuwert: 1.74, horizontal: 1.97, vertikal: 1.48



Serie 5: 103.7 (99)

10.0 ↑	10.7* ↘	10.5* ↘	10.6* ↑	10.7* ←
9.7 ←	10.0 ↗	10.1 ↘	10.6* ↘	10.8* ←


beste Teiler: 46.0 (50.), 60.6 (42.), 68.9 (45.)
 Trefferlage: 0.43 mm links, 0.46 mm hoch
 Streuwert: 1.19, horizontal: 1.13, vertikal: 1.25



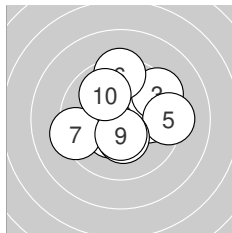
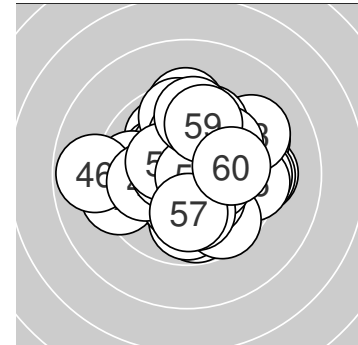
Serie 6: 102.3 (98)

10.5* →	10.7* ↗	9.6 →	10.2* →	10.4* ↓
10.4* ←	10.3* ↘	10.3* ↘	10.0 ↘	9.9 ↘

beste Teiler: 52.2 (52.), 104.0 (51.), 129.1 (55.)
 Trefferlage: 0.31 mm rechts, 0.58 mm tief
 Streuwert: 1.36, horizontal: 1.67, vertikal: 0.95



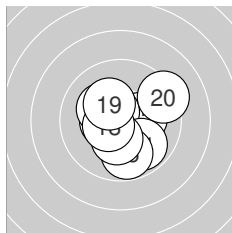
Ergebnis: **606.6** (577)
 Serien: 99.1 101.5 101.0 102.1 100.8 102.1
 Zähler: 38 21 1 0 0 0 0 0 0 0
 Innenezehner: 33
 Weitester: 530 (46.), 436 (33.), 419 (20.)
 beste Teiler: 37.1 (21.), 41.7 (56.), 59.5 (29.)
 Trefferlage: 0.47 mm rechts, 0.09 mm hoch
 Streuwert: 1.70, horizontal: 1.85, vertikal: 1.54



Serie 1: 99.1 (95)

10.0 →	10.7* ↗	9.4 ↗	10.4* ↘	9.3 →
9.4 ↑	9.3 ←	10.3* ↓	10.4* ↓	9.9 ↘

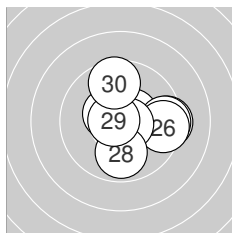
beste Teiler: 64.2 (2.), 130.0 (9.), 139.2 (4.)
 Trefferlage: 0.42 mm rechts, 0.37 mm hoch
 Streuwert: 2.10, horizontal: 2.34, vertikal: 1.83



Serie 2: 101.5 (97)

10.4* ←	10.2* →	10.6* ↘	9.9 ↘	9.8 ↓
10.2* ↘	10.3* ↓	10.5* ←	10.3* ↘	9.3 ↗

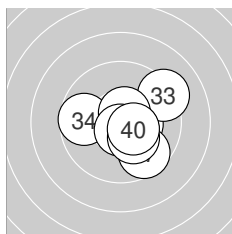
beste Teiler: 93.5 (13.), 114.6 (18.), 130.3 (11.)
 Trefferlage: 0.19 mm rechts, 0.18 mm tief
 Streuwert: 1.65, horizontal: 1.72, vertikal: 1.58



Serie 3: 101.0 (95)

10.8* ↓	9.4 →	10.5* ↗	9.4 →	10.5* ↘
9.5 →	10.7* ↘	9.9 ↓	10.7* ←	9.6 ↑

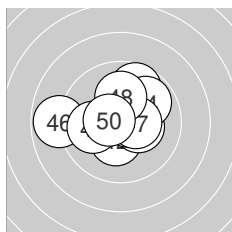
beste Teiler: 37.1 (21.), 59.5 (29.), 65.9 (27.)
 Trefferlage: 1.10 mm rechts, 0.06 mm hoch
 Streuwert: 1.73, horizontal: 1.96, vertikal: 1.46



Serie 4: 102.1 (97)

10.4* →	10.6* ↗	9.2 ↗	9.7 ←	10.5* ↘
10.6* ↑	9.6 ↘	10.7* ↓	10.3* ↘	10.5* ↘

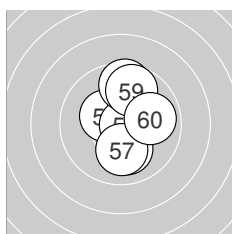
beste Teiler: 69.0 (38.), 83.2 (32.), 87.4 (36.)
 Trefferlage: 0.83 mm rechts, 0.22 mm tief
 Streuwert: 1.54, horizontal: 1.73, vertikal: 1.32



Serie 5: 100.8 (96)

9.7 ↑	10.3* ↓	10.3* →	9.9 ↗	10.7* →
8.8 ←	10.4* →	10.1 ↑	10.0 ←	10.6* ←

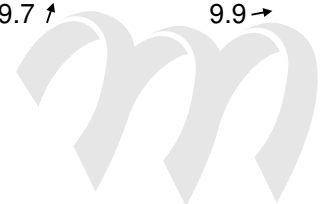
beste Teiler: 69.3 (45.), 100.4 (50.), 131.0 (47.)
 Trefferlage: 0.21 mm links, 0.45 mm hoch
 Streuwert: 1.85, horizontal: 2.24, vertikal: 1.35



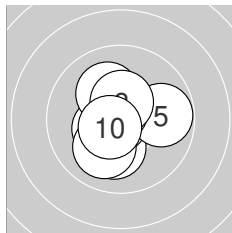
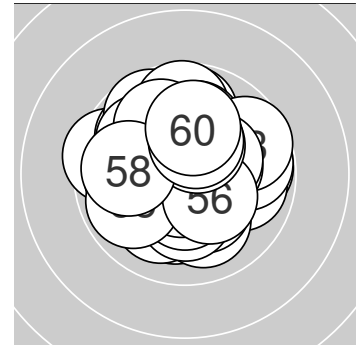
Serie 6: 102.1 (97)

10.4* ↓	10.1 ↓	10.6* ↓	10.4* ↘	10.5* →
10.8* →	10.1 ↓	9.6 ↑	9.7 ↑	9.9 →

beste Teiler: 41.7 (56.), 86.6 (53.), 102.0 (55.)
 Trefferlage: 0.52 mm rechts, 0.09 mm hoch
 Streuwert: 1.50, horizontal: 0.96, vertikal: 1.89



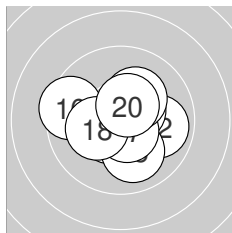
Ergebnis: **617.5** (588)
 Serien: 103.3 102.6 102.0 102.9 103.5 103.2
 Zähler: 48 12 0 0 0 0 0 0 0 0
 Innenzehner: 38
 Weitester: 364 (16.), 317 (43.), 314 (24.)
 beste Teiler: 17.0 (21.), 23.3 (39.), 24.0 (52.)
 Trefferlage: 0.06 mm links, 0.29 mm hoch
 Streuwert: 1.32, horizontal: 1.37, vertikal: 1.27



Serie 1: 103.3 (99)

10.1 ↓	10.4* ↙	10.8* ↙	10.3* ↖	9.8 →
10.7* ↖	10.1 ↖	10.5* ↑	10.0 ↙	10.6* ↙

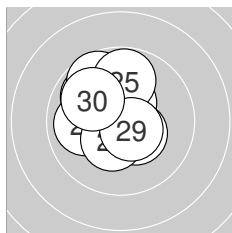
beste Teiler: 40.3 (3.), 65.2 (6.), 95.0 (10.)
 Trefferlage: 0.27 mm links, 0.00 mm
 Streuwert: 1.26, horizontal: 1.18, vertikal: 1.34



Serie 2: 102.6 (98)

10.7* →	9.9 →	10.5* ↗	10.5* ↙	10.0 ↓
9.5 ←	10.6* ↘	10.2* ←	10.2* ↗	10.5* ↗

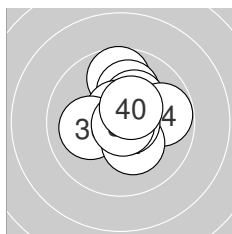
beste Teiler: 69.0 (11.), 87.9 (17.), 111.9 (14.)
 Trefferlage: 0.11 mm rechts, 0.06 mm tief
 Streuwert: 1.44, horizontal: 1.70, vertikal: 1.11



Serie 3: 102.0 (96)

10.9* ↓	9.9 ↘	10.4* ↑	9.7 ↖	9.8 ↑
10.4* ↘	10.0 ←	10.4* ↓	10.6* ↘	9.9 ↘

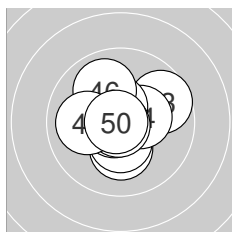
beste Teiler: 17.0 (21.), 95.6 (29.), 131.7 (23.)
 Trefferlage: 0.63 mm links, 0.70 mm hoch
 Streuwert: 1.40, horizontal: 1.29, vertikal: 1.51



Serie 4: 102.9 (98)

9.7 ↑	10.1 ↑	10.3* ↗	9.8 →	10.6* ↖
10.1 ←	10.3* ↘	10.7* →	10.9* ↘	10.4* ↗

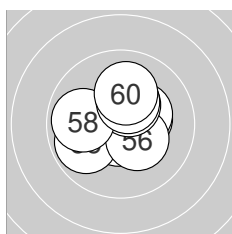
beste Teiler: 23.3 (39.), 54.1 (38.), 76.2 (35.)
 Trefferlage: 0.41 mm rechts, 0.69 mm hoch
 Streuwert: 1.29, horizontal: 1.24, vertikal: 1.33



Serie 5: 103.5 (99)

10.2* ↓	10.4* ↓	9.7 →	10.4* →	10.5* ↖
10.0 ↖	10.7* ↙	10.8* ↙	10.0 ←	10.8* ←

beste Teiler: 28.8 (48.), 32.0 (50.), 53.8 (47.)
 Trefferlage: 0.04 mm links, 0.13 mm hoch
 Streuwert: 1.31, horizontal: 1.39, vertikal: 1.23



Serie 6: 103.2 (98)

10.7* ↓	10.9* ↘	10.4* →	10.3* ↗	9.9 ↙
10.3* ↘	10.4* ↑	9.9 ←	10.3* ↑	10.1 ↑

beste Teiler: 24.0 (52.), 75.7 (51.), 147.3 (57.)
 Trefferlage: 0.04 mm rechts, 0.32 mm hoch
 Streuwert: 1.32, horizontal: 1.46, vertikal: 1.15



ISSF AR Women Jun

StandNr: 67

Alberts, Paula #471

Juniorinnen

Competition

T – SG Sportschützen St. Johann / Tirol 1

StartNr: 682

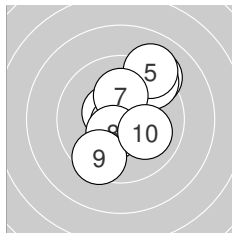
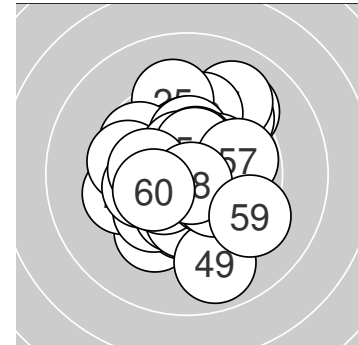
01.04.2023 10:25

QF

– Schütze hat sich fürs Finale qualifiziert



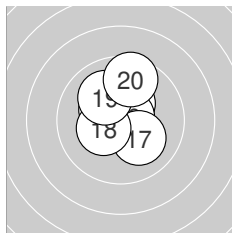
Ergebnis: **608.8** (585)
 Serien: 99.6 103.4 101.6 100.9 102.2 101.1
 Zähler: 46 13 1 0 0 0 0 0 0 0
 Innenezehner: 33
 Weitestе: 507 (49.), 466 (5.), 444 (3.)
 beste Teiler: 2.8 (27.), 33.2 (48.), 39.0 (6.)
 Trefferlage: 0.10 mm links, 0.14 mm hoch
 Streuwert: 1.64, horizontal: 1.56, vertikal: 1.72



Serie 1: 99.6 (96)

10.5* ↗	10.5* ↘	9.2 ↗	9.4 ↗	9.1 ↗
10.8* ↘	10.2* ↑	10.4* ↘	9.5 ↘	10.0 ↘

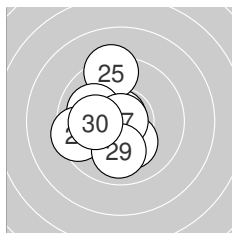
beste Teiler: 39.0 (6.), 109.4 (2.), 118.1 (1.)
 Trefferlage: 0.72 mm rechts, 0.80 mm hoch
 Streuwert: 2.00, horizontal: 1.65, vertikal: 2.29



Serie 2: 103.4 (99)

10.4* ↑	10.7* ↘	10.3* ↑	10.8* ↘	10.4* ↘
10.7* ↗	10.1 ↘	10.3* ↘	10.1 ↘	9.6 ↑

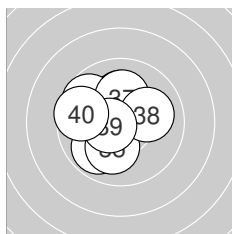
beste Teiler: 48.2 (14.), 61.2 (16.), 68.0 (12.)
 Trefferlage: 0.10 mm links, 0.66 mm hoch
 Streuwert: 1.24, horizontal: 1.00, vertikal: 1.44



Serie 3: 101.6 (98)

10.8* ↘	10.2* ↘	10.2* ←	10.6* ↘	9.3 ↑
10.0 ↘	10.9* ↗	9.5 ←	10.0 ↓	10.1 ←

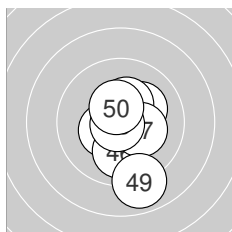
beste Teiler: 2.8 (27.), 40.4 (21.), 99.0 (24.)
 Trefferlage: 1.06 mm links, 0.05 mm tief
 Streuwert: 1.54, horizontal: 1.31, vertikal: 1.75



Serie 4: 100.9 (97)

10.1 ↑	10.2* ↘	10.5* ↘	9.9 ↘	10.1 ↓
9.7 ↘	10.1 ↑	10.1 →	10.6* ↘	9.6 ↘

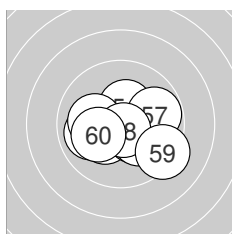
beste Teiler: 96.1 (39.), 116.7 (33.), 180.3 (32.)
 Trefferlage: 0.89 mm links, 0.46 mm hoch
 Streuwert: 1.51, horizontal: 1.51, vertikal: 1.52



Serie 5: 102.2 (98)

10.4* ↗	10.2* ↗	10.3* ↑	10.4* ↘	10.5* ↘
10.0 ↓	10.3* ↘	10.8* ↘	8.9 ↓	10.4* ↑

beste Teiler: 33.2 (48.), 105.6 (45.), 126.9 (50.)
 Trefferlage: 0.51 mm rechts, 0.46 mm tief
 Streuwert: 1.54, horizontal: 0.98, vertikal: 1.94



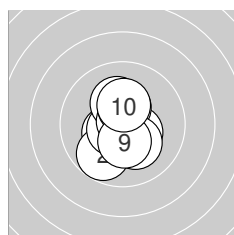
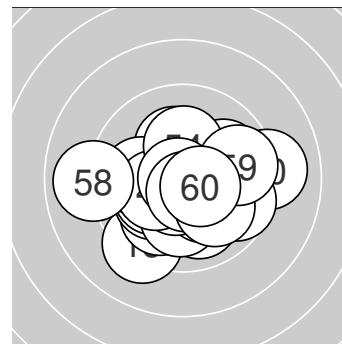
Serie 6: 101.1 (97)

9.9 ←	10.3* ↘	10.3* ↘	10.4* ↑	10.2* ↘
10.1 ←	9.8 →	10.7* ↘	9.3 ↘	10.1 ↘

beste Teiler: 55.4 (58.), 147.4 (54.), 151.5 (53.)
 Trefferlage: 0.19 mm rechts, 0.51 mm tief
 Streuwert: 1.65, horizontal: 2.06, vertikal: 1.07



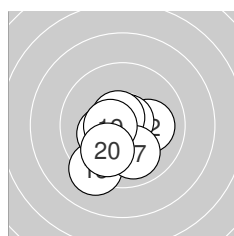
Ergebnis: **619.1** (591)
 Serien: 103.6 102.5 104.8 104.1^{OF} 102.2 101.9
 Zähler: 52 7 1 0 0 0 0 0 0 0
 Innenezehner: 43
 Weitester: 502 (58.), 473 (30.), 428 (15.)
 beste Teiler: 18.6 (35.), 24.5 (28.), 25.3 (5.)
 Trefferlage: 0.23 mm rechts, 0.39 mm tief
 Streuwert: 1.33, horizontal: 1.57, vertikal: 1.03



Serie 1: 103.6 (99)

10.4* ↖	9.8 ↘	10.6* ↖	10.2* ↑	10.9* ↑
10.4* ↘	10.4* ↑	10.2* ↘	10.4* ↓	10.3* ↑

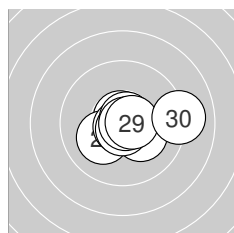
beste Teiler: 25.3 (5.), 87.7 (3.), 131.8 (6.)
 Trefferlage: 0.14 mm links, 0.22 mm tief
 Streuwert: 1.20, horizontal: 0.89, vertikal: 1.45



Serie 2: 102.5 (99)

10.8* ↑	10.1 →	10.1 ↓	10.8* ↗	9.2 ↘
10.7* ↘	10.0 ↓	10.3* ↖	10.5* ←	10.0 ↘

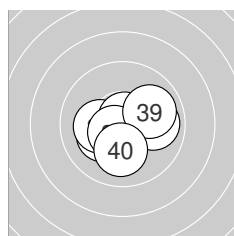
beste Teiler: 27.4 (11.), 50.2 (14.), 74.9 (16.)
 Trefferlage: 0.38 mm links, 0.95 mm tief
 Streuwert: 1.37, horizontal: 1.30, vertikal: 1.44



Serie 3: 104.8 (99)

10.2* ↘	10.7* ↘	10.1 ↖	10.8* ↖	10.8* ↓
10.8* →	10.8* ↗	10.9* →	10.6* →	9.1 →

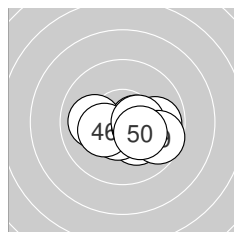
beste Teiler: 24.5 (28.), 38.4 (24.), 47.0 (27.)
 Trefferlage: 0.59 mm rechts, 0.14 mm tief
 Streuwert: 1.24, horizontal: 1.66, vertikal: 0.59



Serie 4: 104.1 (99)

10.6* →	10.8* ↓	10.2* ↖	9.9 →	10.9* ←
10.2* ←	10.8* ↑	10.6* ↖	10.0 →	10.1 ↓

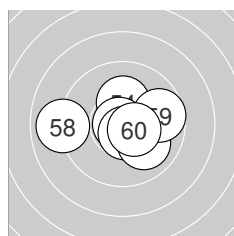
beste Teiler: 18.6 (35.), 43.9 (32.), 48.4 (37.)
 Trefferlage: 0.11 mm rechts, 0.29 mm tief
 Streuwert: 1.19, horizontal: 1.45, vertikal: 0.86



Serie 5: 102.2 (98)

10.2* ↘	10.5* →	9.9 →	10.5* ↓	10.0 ←
10.3* ↖	10.4* →	10.4* →	9.7 ↘	10.3* ↘


beste Teiler: 103.0 (44.), 110.0 (42.), 128.0 (48.)
 Trefferlage: 0.77 mm rechts, 0.54 mm tief
 Streuwert: 1.27, horizontal: 1.71, vertikal: 0.55



Serie 6: 101.9 (97)

10.7* →	10.2* ↘	10.3* →	10.2* ↑	10.8* ←
10.6* ↓	10.0 ↘	8.9 ←	9.7 →	10.5* ↘

beste Teiler: 28.0 (55.), 53.0 (51.), 77.3 (56.)
 Trefferlage: 0.46 mm rechts, 0.17 mm tief
 Streuwert: 1.67, horizontal: 2.18, vertikal: 0.92



ISSF AR Women Jun

StandNr: 69

Glockengießer, Elisa #541

Juniorinnen

Competition

StartNr: 684

01.04.2023 10:08

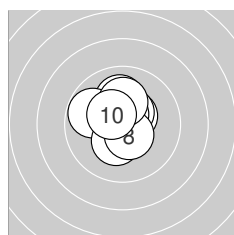
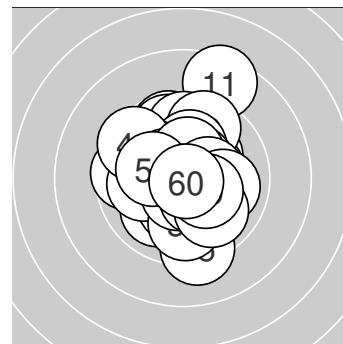
ST – HSSV Graz / Steiermark 1

QF

– Schütze hat sich fürs Finale qualifiziert



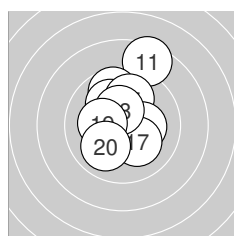
Ergebnis: **613.6** (586)
 Serien: 103.5 99.7 103.7 102.0 101.3 103.4
 Zähler: 47 12 1 0 0 0 0 0 0 0
 Innenezehner: 39
 Weitester: 618 (11.), 429 (45.), 357 (44.)
 beste Teiler: 21.2 (23.), 27.5 (60.), 28.6 (39.)
 Trefferlage: 0.00 mm , 0.44 mm hoch
 Streuwert: 1.48, horizontal: 1.26, vertikal: 1.67



Serie 1: 103.5 (99)

10.5* ↗	10.1 ↑	10.5* ↗	9.8 ↖	10.6* ↘
10.6* ↑	10.3* ↓	10.5* ↓	10.2* ↑	10.4* ↘

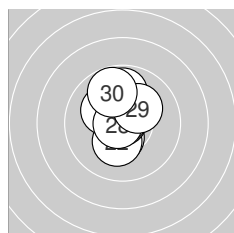
beste Teiler: 81.5 (5.), 90.7 (6.), 111.3 (8.)
 Trefferlage: 0.29 mm links, 0.69 mm hoch
 Streuwert: 1.10, horizontal: 1.04, vertikal: 1.15



Serie 2: 99.7 (97)

8.5 ↑	9.7 ↑	10.1 ↘	10.3* ↑	10.0 ↑
10.3* →	10.2* ↘	10.4* ↑	10.2* ←	10.0 ✓

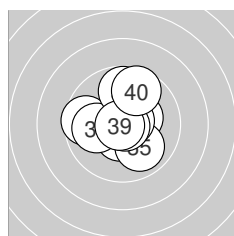
beste Teiler: 138.2 (18.), 161.1 (14.), 175.4 (16.)
 Trefferlage: 0.05 mm rechts, 1.27 mm hoch
 Streuwert: 1.88, horizontal: 1.41, vertikal: 2.26



Serie 3: 103.7 (98)

10.4* ↓	10.3* ↓	10.9* ↑	10.4* ↑	10.8* ↑
9.9 ↑	10.2* ↘	10.8* ←	10.2* ↗	9.8 ↑

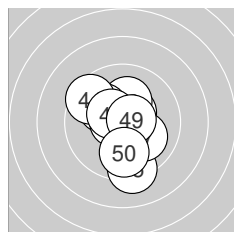
beste Teiler: 21.2 (23.), 39.0 (25.), 43.1 (28.)
 Trefferlage: 0.21 mm links, 0.71 mm hoch
 Streuwert: 1.19, horizontal: 0.76, vertikal: 1.50



Serie 4: 102.0 (96)

10.3* ↗	9.6 ←	10.5* ↓	10.0 ←	9.9 ↘
10.7* ↗	10.8* ↘	9.8 ↑	10.8* ←	9.6 ↑

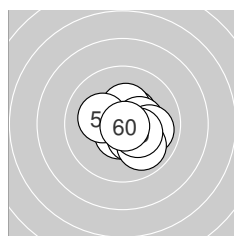
beste Teiler: 28.6 (39.), 29.0 (37.), 69.7 (36.)
 Trefferlage: 0.10 mm links, 0.34 mm hoch
 Streuwert: 1.60, horizontal: 1.60, vertikal: 1.59



Serie 5: 101.3 (97)

10.5* ↗	10.2* ↑	10.1 ↘	9.5 ↖	9.2 ↓
10.7* ←	10.1 ↘	10.5* ↘	10.6* →	9.9 ↓

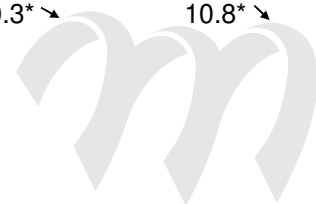
beste Teiler: 74.0 (46.), 82.0 (49.), 120.2 (41.)
 Trefferlage: 0.15 mm links, 0.12 mm tief
 Streuwert: 1.76, horizontal: 1.43, vertikal: 2.04



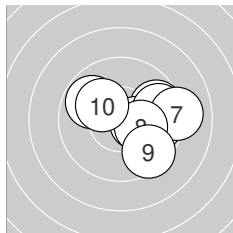
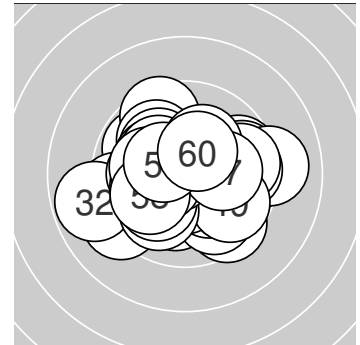
Serie 6: 103.4 (99)

10.5* ↗	10.4* ↑	10.6* ↓	10.3* →	10.0 →
10.2* ←	10.4* ↘	9.9 ↘	10.3* ↘	10.8* ↘

beste Teiler: 27.5 (60.), 95.8 (53.), 125.9 (51.)
 Trefferlage: 0.70 mm rechts, 0.23 mm tief
 Streuwert: 1.12, horizontal: 1.19, vertikal: 1.03



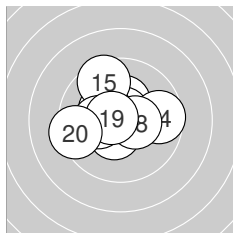
Ergebnis: **605.8** (581)
 Serien: 98.3 101.7 101.2 99.7 102.3 102.6
 Zähler: 42 17 1 0 0 0 0 0 0 0
 Innenezehner: 31
 Weitestе: 531 (32.), 475 (7.), 442 (29.)
 beste Teiler: 45.1 (24.), 53.6 (53.), 60.7 (12.)
 Trefferlage: 0.04 mm rechts, 0.07 mm tief
 Streuwert: 1.69, horizontal: 2.06, vertikal: 1.20



Serie 1: 98.3 (94)

9.8 ↘	9.7 →	10.1 →	9.7 →	10.4* →
9.6 →	9.1 →	10.2* →	9.5 ↘	10.2* ↘

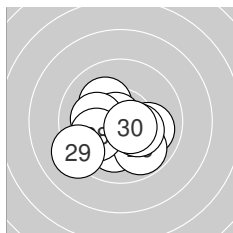
beste Teiler: 135.8 (5.), 183.5 (8.), 197.0 (10.)
 Trefferlage: 1.74 mm rechts, 0.06 mm hoch
 Streuwert: 1.78, horizontal: 2.20, vertikal: 1.23



Serie 2: 101.7 (97)

10.3* ↑	10.7* ↑	10.3* ↘	9.7 →	9.5 ↘
10.5* ↘	10.2* ←	10.5* →	10.6* ←	9.4 ←

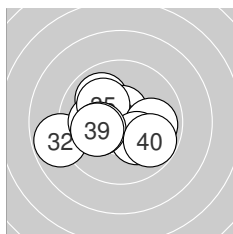
beste Teiler: 60.7 (12.), 78.3 (19.), 122.1 (16.)
 Trefferlage: 0.47 mm links, 0.42 mm hoch
 Streuwert: 1.62, horizontal: 1.90, vertikal: 1.28



Serie 3: 101.2 (98)

10.0 →	10.1 ↓	10.2* ↘	10.8* ↘	10.2* ←
9.8 ↘	10.3* ↘	10.0 ←	9.2 ←	10.6* ↘

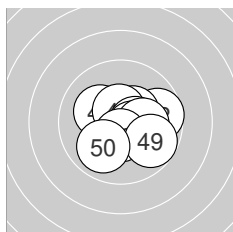
beste Teiler: 45.1 (24.), 96.3 (30.), 162.8 (27.)
 Trefferlage: 0.36 mm links, 0.81 mm tief
 Streuwert: 1.62, horizontal: 1.91, vertikal: 1.26



Serie 4: 99.7 (95)

9.9 ↘	8.8 ←	10.6* ↑	10.1 ←	10.1 ↘
9.9 →	10.2* ↘	10.2* ←	10.1 ←	9.8 ↘

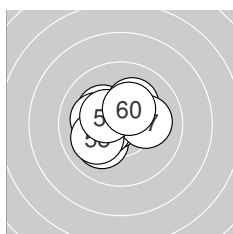
beste Teiler: 86.2 (33.), 188.5 (38.), 192.3 (37.)
 Trefferlage: 0.76 mm links, 0.15 mm tief
 Streuwert: 1.90, horizontal: 2.39, vertikal: 1.23



Serie 5: 102.3 (97)

10.2* ↘	9.7 →	10.4* ↗	10.6* ↑	10.5* →
10.5* ↘	10.2* →	10.5* ↓	9.8 ↘	9.9 ↘

beste Teiler: 98.0 (44.), 111.8 (46.), 112.0 (48.)
 Trefferlage: 0.74 mm rechts, 0.22 mm tief
 Streuwert: 1.36, horizontal: 1.59, vertikal: 1.08



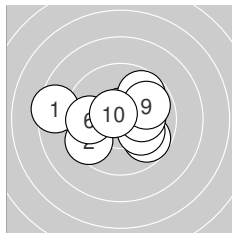
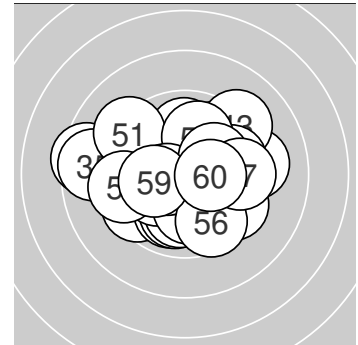
Serie 6: 102.6 (100)

10.2* ↘	10.1 ↗	10.7* ←	10.2* ↑	10.1 ←
10.4* ←	10.1 →	10.0 ←	10.4* ↘	10.4* ↑

beste Teiler: 53.6 (53.), 135.0 (56.), 138.3 (59.)
 Trefferlage: 0.62 mm links, 0.23 mm hoch
 Streuwert: 1.24, horizontal: 1.42, vertikal: 1.03



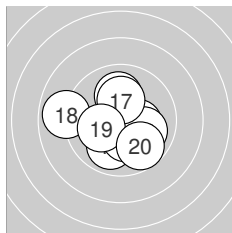
Ergebnis: **601.9** (573)
 Serien: 98.7 100.1 102.0 99.3 102.2 99.6
 Zähler: 36 21 3 0 0 0 0 0 0 0
 Innenezehner: 28
 Weitest: 623 (1.), 574 (35.), 513 (18.)
 beste Teiler: 31.2 (47.), 46.4 (42.), 53.0 (24.)
 Trefferlage: 0.26 mm links, 0.01 mm tief
 Streuwert: 1.88, horizontal: 2.27, vertikal: 1.39



Serie 1: 98.7 (93)

8.5 ←	9.5 ↙	10.7* ↑	9.7 ↘	10.1 ↘
9.8 ←	10.2* →	9.7 ↗	9.9 ↗	10.6* ↘

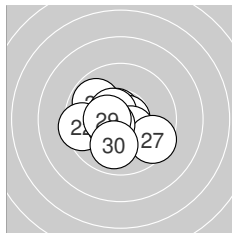
beste Teiler: 70.4 (3.), 85.6 (10.), 199.4 (7.)
 Trefferlage: 0.19 mm links, 0.10 mm hoch
 Streuwert: 2.31, horizontal: 2.96, vertikal: 1.38



Serie 2: 100.1 (96)

10.6* ↘	10.0 ↑	9.9 ↘	10.3* →	10.3* ↓
10.0 ↘	10.2* ↑	8.9 ←	10.2* ←	9.7 ↘

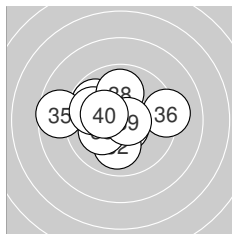
beste Teiler: 93.3 (11.), 165.5 (14.), 172.8 (15.)
 Trefferlage: 0.10 mm links, 0.40 mm tief
 Streuwert: 1.91, horizontal: 2.16, vertikal: 1.61



Serie 3: 102.0 (97)

9.8 ↘	9.5 ←	10.6* ↘	10.7* →	10.6* ↘
10.4* ↘	9.5 ↘	10.5* ←	10.4* ←	10.0 ↓

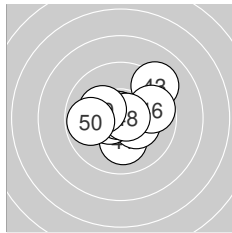
beste Teiler: 53.0 (24.), 77.9 (23.), 99.1 (25.)
 Trefferlage: 0.54 mm links, 0.36 mm tief
 Streuwert: 1.53, horizontal: 1.80, vertikal: 1.21



Serie 4: 99.3 (94)

10.6* ↘	10.0 ↓	10.2* ←	9.8 ↘	8.7 ←
9.2 →	9.9 ↙	9.9 ↑	10.7* →	10.3* ↙

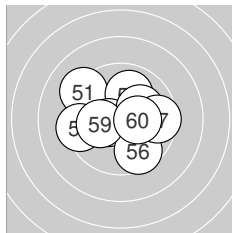
beste Teiler: 66.0 (39.), 81.1 (31.), 163.8 (40.)
 Trefferlage: 0.89 mm links, 0.26 mm hoch
 Streuwert: 2.09, horizontal: 2.61, vertikal: 1.38



Serie 5: 102.2 (97)

10.1 ↓	10.8* ↘	9.2 ↗	10.3* ↘	10.5* ←
9.8 →	10.8* ↘	10.7* →	10.2* ↘	9.8 ←

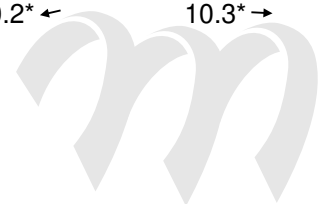
beste Teiler: 31.2 (47.), 46.4 (42.), 53.7 (48.)
 Trefferlage: 0.22 mm rechts, 0.20 mm hoch
 Streuwert: 1.64, horizontal: 1.91, vertikal: 1.31



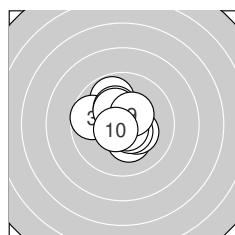
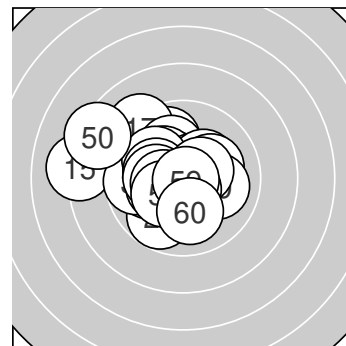
Serie 6: 99.6 (96)

9.2 ↘	10.0 ↑	10.7* ↘	10.5* ←	10.1 ↗
9.6 ↘	9.6 →	9.4 ←	10.2* ←	10.3* →

beste Teiler: 65.8 (53.), 115.8 (54.), 160.1 (60.)
 Trefferlage: 0.04 mm links, 0.09 mm hoch
 Streuwert: 2.05, horizontal: 2.43, vertikal: 1.59



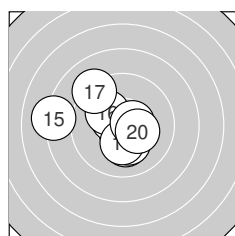
Ergebnis: **616.1** (591)
 Serien: 102.8 100.1 104.0 103.7^{OF} 101.7 103.8
 Zähler: 53 5 2 0 0 0 0 0 0 0
 Innenzehner: 47
 Weitester: 702 (15.), 643 (50.), 448 (17.)
 beste Teiler: 14.8 (48.), 22.4 (59.), 53.7 (27.)
 Trefferlage: 0.35 mm links, 0.01 mm tief
 Streuwert: 1.47, horizontal: 1.71, vertikal: 1.18



Serie 1: 102.8 (98)

10.3* ↓	9.8 ↗	9.7 ←	10.2* ↗	10.3* ↗
10.3* ↘	10.5* ↘	10.7* ↘	10.4* ↗	10.6* ↗

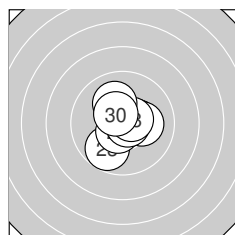
beste Teiler: 59.5 (8.), 87.8 (10.), 108.4 (7.)
 Trefferlage: 0.21 mm links, 0.32 mm hoch
 Streuwert: 1.32, horizontal: 1.32, vertikal: 1.32



Serie 2: 100.1 (97)

10.7* ↓	10.5* ↖	10.2* ↓	10.2* ↓	8.1 ←
10.2* ↖	9.2 ↖	10.2* ↓	10.5* →	10.3* ↘

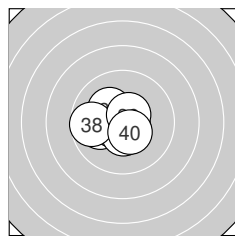
beste Teiler: 64.5 (11.), 101.8 (19.), 110.2 (12.)
 Trefferlage: 0.91 mm links, 0.05 mm tief
 Streuwert: 2.12, horizontal: 2.49, vertikal: 1.68



Serie 3: 104.0 (99)

10.4* →	10.4* →	9.8 ↘	10.6* ↘	10.2* →
10.7* ↗	10.7* ↘	10.6* →	10.1 ↖	10.5* ↖

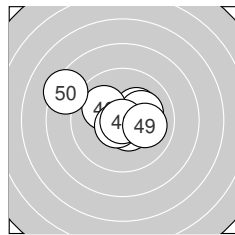
beste Teiler: 53.7 (27.), 68.0 (26.), 93.2 (24.)
 Trefferlage: 0.31 mm rechts, 0.03 mm hoch
 Streuwert: 1.15, horizontal: 1.14, vertikal: 1.17



Serie 4: 103.7 (99)

10.0 ←	10.6* ↗	10.4* ↖	10.7* ↘	10.5* ←
10.2* ↖	10.5* ↓	9.7 ←	10.6* ↗	10.5* ↘

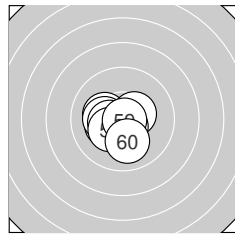
beste Teiler: 72.4 (34.), 76.4 (32.), 96.6 (39.)
 Trefferlage: 0.75 mm links, 0.15 mm tief
 Streuwert: 1.07, horizontal: 1.30, vertikal: 0.78



Serie 5: 101.7 (98)

10.3* ↗	10.5* ↘	10.3* →	10.5* ↓	10.1 →
10.1 ↖	10.6* ↗	10.9* ↓	10.0 →	8.4 ↖

beste Teiler: 14.8 (48.), 82.7 (47.), 107.0 (44.)
 Trefferlage: 0.03 mm rechts, 0.27 mm hoch
 Streuwert: 1.89, horizontal: 2.39, vertikal: 1.18



Serie 6: 103.8 (100)

10.2* ←	10.3* ←	10.5* ↓	10.2* ←	10.4* →
10.4* ←	10.6* ↓	10.3* ↗	10.9* ↘	10.0 ↓

beste Teiler: 22.4 (59.), 83.2 (57.), 121.7 (53.)
 Trefferlage: 0.59 mm links, 0.52 mm tief
 Streuwert: 0.97, horizontal: 1.09, vertikal: 0.83



ISSF AR Women Jun

StandNr: 73

Schober, Eva-Maria #443

Juniorinnen

Competition

StartNr: 688

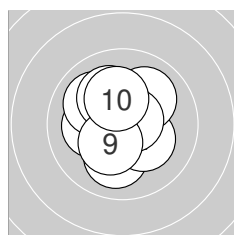
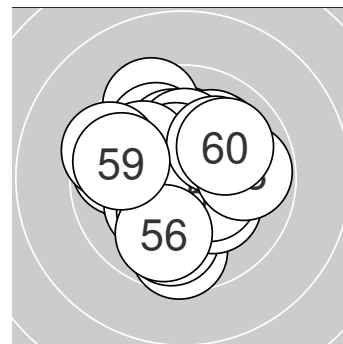
01.04.2023 10:20

S – 1.Saalfeldener SSV

QF

– Schütze hat sich fürs Finale qualifiziert

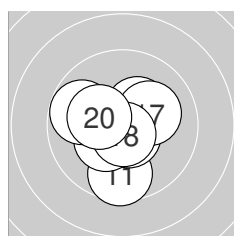
Ergebnis: **614.1** (589)
 Serien: 102.4 102.3 103.0 103.1 103.2 100.1
 Zähler: 49 11 0 0 0 0 0 0 0 0
 Innenezehner: 38
 Weitestе: 364 (28.), 362 (52.), 336 (11.)
 beste Teiler: 17.1 (43.), 25.0 (25.), 36.2 (37.)
 Trefferlage: 0.11 mm links, 0.36 mm hoch
 Streuwert: 1.37, horizontal: 1.41, vertikal: 1.33



Serie 1: 102.4 (100)

10.2* ←	10.0 ↓	10.7* ↗	10.2* ↘	10.0 ↖
10.0 ↗	10.1 ↘	10.7* ↗	10.3* ↖	10.2* ↑

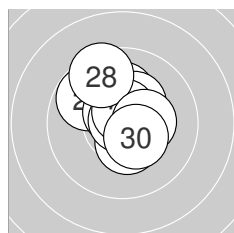
beste Teiler: 67.5 (8.), 68.5 (3.), 153.6 (9.)
 Trefferlage: 0.25 mm links, 0.29 mm hoch
 Streuwert: 1.34, horizontal: 1.24, vertikal: 1.44



Serie 2: 102.3 (98)

9.6 ↓	10.4* ↗	10.2* ←	10.6* ↓	10.3* ↖
10.3* ↗	10.1 ↗	10.7* ↓	9.8 ↖	10.3* ↖

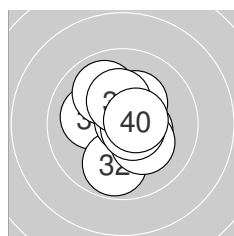
beste Teiler: 63.3 (18.), 83.3 (14.), 137.2 (12.)
 Trefferlage: 0.33 mm links, 0.07 mm tief
 Streuwert: 1.44, horizontal: 1.49, vertikal: 1.39



Serie 3: 103.0 (98)

9.8 ↖	10.4* ↓	10.1 ↑	10.6* ↖	10.9* ↖
10.3* ↗	10.6* ↑	9.5 ↘	10.4* →	10.4* ↘

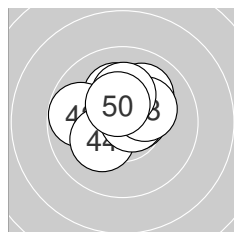
beste Teiler: 25.0 (25.), 82.6 (27.), 93.4 (24.)
 Trefferlage: 0.08 mm links, 0.80 mm hoch
 Streuwert: 1.28, horizontal: 1.15, vertikal: 1.39



Serie 4: 103.1 (98)

10.1 ←	9.8 ↓	10.4* →	9.9 ↖	10.3* ↗
10.2* ↘	10.8* ↗	10.7* →	10.3* ↑	10.6* →

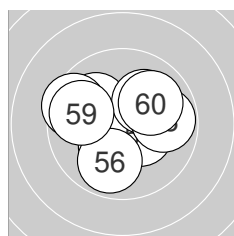
beste Teiler: 36.2 (37.), 75.9 (38.), 95.6 (40.)
 Trefferlage: 0.12 mm rechts, 0.15 mm hoch
 Streuwert: 1.31, horizontal: 1.15, vertikal: 1.45



Serie 5: 103.2 (99)

10.2* ↑	9.8 ↖	10.9* ↑	10.2* ↖	10.6* →
10.0 ↗	10.7* →	10.2* ↗	10.2* ↑	10.4* ↑

beste Teiler: 17.1 (43.), 68.1 (47.), 93.9 (45.)
 Trefferlage: 0.07 mm links, 0.77 mm hoch
 Streuwert: 1.18, horizontal: 1.34, vertikal: 0.99



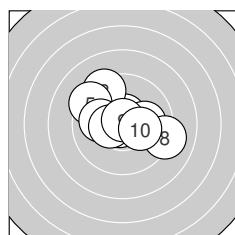
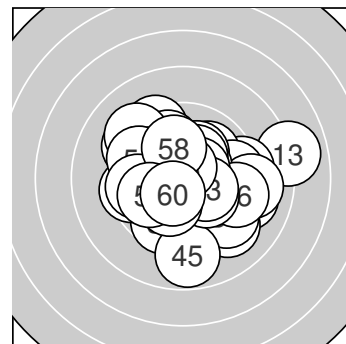
Serie 6: 100.1 (96)

10.0 ↖	9.5 ↖	10.3* ↖	10.3* →	10.4* ↘
9.9 ↓	10.1 ↗	9.8 →	9.8 ↖	10.0 ↗

beste Teiler: 141.0 (55.), 171.4 (53.), 175.6 (54.)
 Trefferlage: 0.06 mm links, 0.25 mm hoch
 Streuwert: 1.83, horizontal: 2.18, vertikal: 1.40

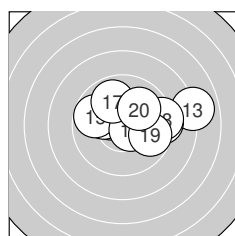


Ergebnis: **598.5** (574)
 Serien: 100.7 97.1 102.8 97.6 98.8 101.5
 Zähler: 36 22 2 0 0 0 0 0 0 0
 Innenezehner: 28
 Weitester: 750 (13.), 532 (45.), 475 (36.)
 beste Teiler: 17.4 (29.), 32.4 (2.), 43.1 (9.)
 Trefferlage: 0.13 mm rechts, 0.14 mm hoch
 Streuwert: 2.02, horizontal: 2.37, vertikal: 1.60



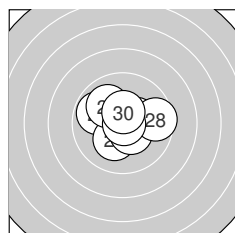
Serie 1: 100.7 (97)

10.6* ↑ 10.8* ↙ 9.4 ↘ 10.0 → 9.4 ↘
 10.0 ← 10.4* ← 9.1 → 10.8* ↑ 10.2* →
 beste Teiler: 32.4 (2.), 43.1 (9.), 92.9 (1.)
 Trefferlage: 0.04 mm links, 0.52 mm hoch
 Streuwert: 1.93, horizontal: 2.35, vertikal: 1.40



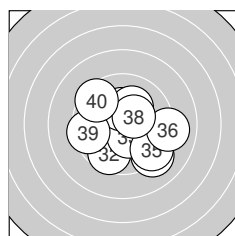
Serie 2: 97.1 (93)

10.4* ↘ 10.1 ↘ 8.0 → 9.3 → 9.8 ↘
 10.6* → 9.9 ↑ 9.3 → 9.7 → 10.0 ↗
 beste Teiler: 95.3 (16.), 142.8 (11.), 210.3 (12.)
 Trefferlage: 1.38 mm rechts, 0.77 mm hoch
 Streuwert: 2.40, horizontal: 3.23, vertikal: 1.03



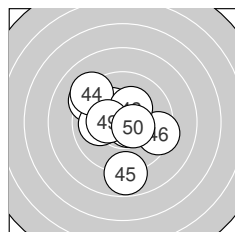
Serie 3: 102.8 (98)

10.4* → 10.4* ↓ 9.8 ↘ 10.6* ↑ 10.2* ↓
 10.0 ↘ 10.4* ↘ 9.6 → 10.9* → 10.5* ↑
 beste Teiler: 17.4 (29.), 90.5 (24.), 115.2 (30.)
 Trefferlage: 0.04 mm rechts, 0.16 mm hoch
 Streuwert: 1.43, horizontal: 1.65, vertikal: 1.16



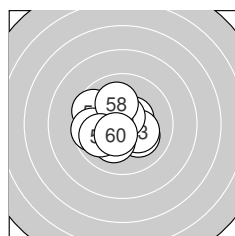
Serie 4: 97.6 (94)

9.2 ↘ 9.6 ↓ 10.4* ↘ 10.3* ↑ 9.4 ↘
 9.1 → 10.2* ↑ 10.4* ↗ 9.5 ← 9.5 ↘
 beste Teiler: 140.3 (38.), 142.6 (33.), 156.9 (34.)
 Trefferlage: 0.57 mm rechts, 0.50 mm tief
 Streuwert: 2.37, horizontal: 2.63, vertikal: 2.07




Serie 5: 98.8 (95)

9.3 ↘ 10.0 ← 10.3* ↘ 9.2 ↘ 8.8 ↓
 9.4 → 10.7* ↘ 10.3* ↑ 10.3* ← 10.5* →
 beste Teiler: 69.0 (47.), 118.1 (50.), 155.2 (49.)
 Trefferlage: 0.50 mm links, 0.05 mm hoch
 Streuwert: 2.26, horizontal: 2.23, vertikal: 2.30

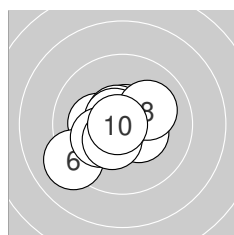
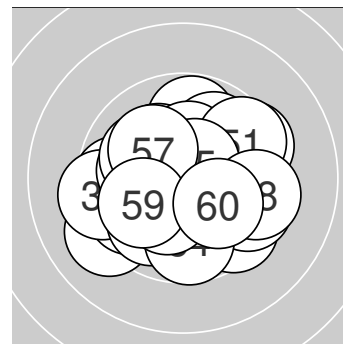


Serie 6: 101.5 (97)

10.5* ↗ 10.1 ↘ 10.3* → 9.6 ↘ 9.7 ←
 10.7* ↑ 10.2* ↓ 10.1 ↑ 9.9 ← 10.4* ↓
 beste Teiler: 75.6 (56.), 117.4 (51.), 128.4 (60.)
 Trefferlage: 0.64 mm links, 0.17 mm tief
 Streuwert: 1.55, horizontal: 1.78, vertikal: 1.29



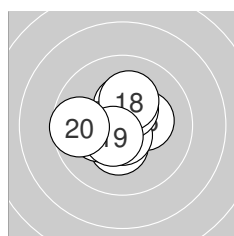
Ergebnis: **614.3** (587)
 Serien: 103.2 103.3 102.7 101.1^{OF} 103.9 100.1
 Zähler: 47 13 0 0 0 0 0 0 0 0
 Innenzehner: 38
 Weitester: 454 (6.), 409 (35.), 374 (58.)
 beste Teiler: 23.0 (27.), 38.1 (10.), 47.5 (45.)
 Trefferlage: 0.04 mm links, 0.14 mm tief
 Streuwert: 1.47, horizontal: 1.63, vertikal: 1.28



Serie 1: 103.2 (99)

10.2* ←	10.7* ↑	10.6* ↘	10.7* ↘	10.4* ↘
9.1 ↙	10.2* ↙	10.1 →	10.4* ↙	10.8* ←

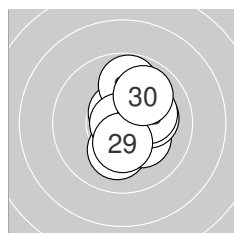
beste Teiler: 38.1 (10.), 75.6 (2.), 75.8 (4.)
 Trefferlage: 0.61 mm links, 0.24 mm tief
 Streuwert: 1.37, horizontal: 1.57, vertikal: 1.13



Serie 2: 103.3 (99)

10.3* ↓	10.7* ↓	10.4* ↑	10.2* ←	10.3* →
10.6* ↓	10.4* ↑	10.2* ↑	10.5* ↙	9.7 ←

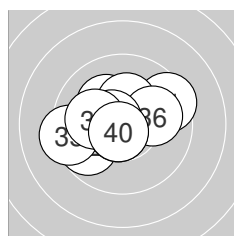
beste Teiler: 60.6 (12.), 76.0 (16.), 109.2 (19.)
 Trefferlage: 0.35 mm links, 0.05 mm hoch
 Streuwert: 1.22, horizontal: 1.33, vertikal: 1.11



Serie 3: 102.7 (98)

10.1 ↓	10.5* ↑	10.6* ↘	10.2* ↘	9.8 ↑
10.1 →	10.9* ←	10.2* →	10.4* ↓	9.9 ↗

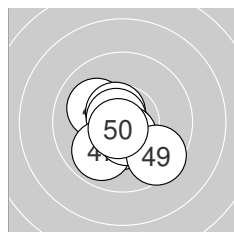
beste Teiler: 23.0 (27.), 83.7 (23.), 110.3 (22.)
 Trefferlage: 0.66 mm rechts, 0.32 mm hoch
 Streuwert: 1.27, horizontal: 0.94, vertikal: 1.53



Serie 4: 101.1 (97)

9.5 ↗	9.7 ↙	10.2* ↘	10.3* ↑	9.3 ←
10.0 →	10.7* ↙	10.6* ↘	10.1 ←	10.7* ↙

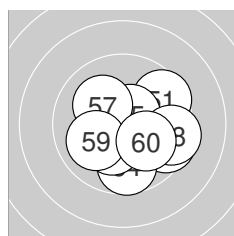
beste Teiler: 64.8 (40.), 66.7 (37.), 88.0 (38.)
 Trefferlage: 0.55 mm links, 0.24 mm hoch
 Streuwert: 1.73, horizontal: 2.17, vertikal: 1.12



Serie 5: 103.9 (98)

10.4* ↓	10.7* ↓	10.1 ↘	10.6* ↘	10.8* ↙
10.7* ↘	9.9 ↙	10.5* ↓	9.5 ↘	10.7* ↙

beste Teiler: 47.5 (45.), 55.5 (46.), 59.6 (50.)
 Trefferlage: 0.26 mm links, 0.64 mm tief
 Streuwert: 1.18, horizontal: 1.20, vertikal: 1.15



Serie 6: 100.1 (96)

9.6 ↗	10.8* ↓	9.5 ↘	9.7 ↓	10.6* ↗
10.2* ↙	10.1 ↘	9.5 →	10.0 ←	10.1 ↘

beste Teiler: 49.0 (52.), 93.8 (55.), 176.2 (56.)
 Trefferlage: 0.82 mm rechts, 0.59 mm tief
 Streuwert: 1.77, horizontal: 2.00, vertikal: 1.51



ISSF AR Women Jun

StandNr: 76

Lindner, Victoria #545

Juniorinnen

Competition

OÖ – SV Pabneukirchen / Oberösterreich 2

StartNr: 691

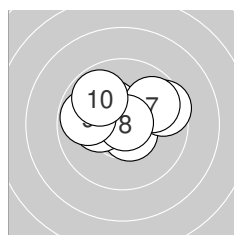
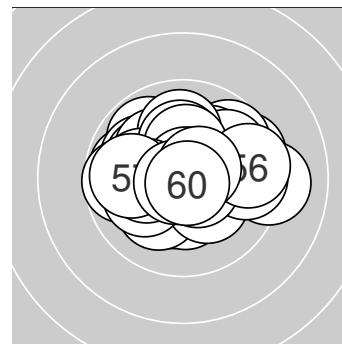
01.04.2023 10:15

QF

– Schütze hat sich fürs Finale qualifiziert



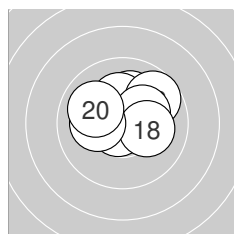
Ergebnis: **616.3** (588)
 Serien: 102.0 102.4 103.1 103.4^{OF} 101.7 103.7
 Zähler: 48 12 0 0 0 0 0 0 0 0
 Innenzehner: 39
 Weitester: 458 (41.), 354 (56.), 350 (2.)
 beste Teiler: 12.0 (45.), 22.1 (11.), 25.0 (8.)
 Trefferlage: 0.09 mm rechts, 0.37 mm hoch
 Streuwert: 1.38, horizontal: 1.69, vertikal: 0.98



Serie 1: 102.0 (96)

10.6* ↘	9.6 →	10.3* ↖	10.7* ↑	10.3* ↗
10.2* ←	9.8 ↗	10.9* →	9.8 ←	9.8 ↘

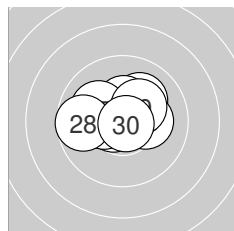
beste Teiler: 25.0 (8.), 55.1 (4.), 90.2 (1.)
 Trefferlage: 0.21 mm links, 0.74 mm hoch
 Streuwert: 1.48, horizontal: 1.92, vertikal: 0.83



Serie 2: 102.4 (99)

10.9* →	10.7* ↙	10.2* ↗	10.1 ↑	10.2* ↑
9.7 ↗	10.2* ↗	10.2* →	10.2* ←	10.0 ↖

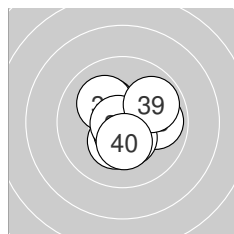
beste Teiler: 22.1 (11.), 55.3 (12.), 177.5 (17.)
 Trefferlage: 0.35 mm rechts, 0.78 mm hoch
 Streuwert: 1.31, horizontal: 1.59, vertikal: 0.96



Serie 3: 103.1 (99)

10.1 ↗	10.5* →	10.6* ←	10.4* ←	10.2* →
10.4* ↑	10.1 ↖	9.7 ←	10.3* ↗	10.8* ↘

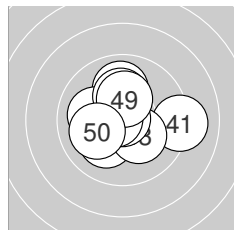
beste Teiler: 33.6 (30.), 76.5 (23.), 109.5 (22.)
 Trefferlage: 0.13 mm links, 0.47 mm hoch
 Streuwert: 1.27, horizontal: 1.64, vertikal: 0.73



Serie 4: 103.4 (98)

10.3* ↙	10.6* ↓	9.9 →	10.8* ↘	10.3* ↗
10.1 ↖	10.4* ↘	10.8* ←	9.9 ↗	10.3* ↓

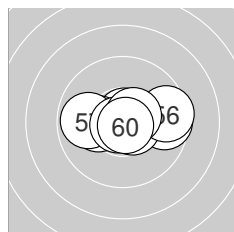
beste Teiler: 37.6 (38.), 45.2 (34.), 81.3 (32.)
 Trefferlage: 0.23 mm rechts, 0.13 mm tief
 Streuwert: 1.26, horizontal: 1.32, vertikal: 1.19



Serie 5: 101.7 (99)

9.1 →	10.1 ↙	10.2* ↘	10.0 ↑	10.9* ↑
10.7* ←	10.1 ←	10.2* ↑	10.3* ↑	10.1 ↖


beste Teiler: 12.0 (45.), 63.3 (46.), 168.6 (49.)
 Trefferlage: 0.04 mm links, 0.27 mm hoch
 Streuwert: 1.68, horizontal: 1.93, vertikal: 1.37



Serie 6: 103.7 (97)

10.9* ←	10.8* ↑	10.2* ←	9.6 →	10.6* ↘
9.5 →	9.9 ←	10.8* ↙	10.6* ↗	10.8* ↘

beste Teiler: 25.0 (51.), 35.4 (60.), 43.9 (58.)
 Trefferlage: 0.35 mm rechts, 0.08 mm hoch
 Streuwert: 1.42, horizontal: 1.97, vertikal: 0.36



ISSF AR Women Jun

StandNr: 77

Zass, Zoe #546

Juniorinnen

Competition

T – SG Söllner Sportschützen / Tirol 2

StartNr: 692

01.04.2023 10:14

QF

– Schütze hat sich fürs Finale qualifiziert

